High School Auditorium Renovation

For:

Oscoda Area Schools

Oscoda, Michigan

Specifications

Issued For:

Bid / Permit
8/15/25

Prepared by:

THE COLLABORATIVE

One SeaGate, Park Level 118
Toledo, Ohio 43604
Phone: 419-242-7405
Fax: 419-242-7400

Project No. 107348

TABLE OF CONTENTS

DIVISION 00 – PROCUREMENT AND CONTRACTING REQUIREMENTS
001113 ..... Advertisement for Bids 1
002113 ..... Instructions to Bidders 8
003100 ..... Available Project Information 1
003100 ..... Oscoda High School NESHAP Report 221
004200 ..... Proposal Form 6
005000 ..... Contracting Forms and Supplements 2
007300 ..... Supplementary Conditions 13

DIVISION 01 – GENERAL REQUIREMENTS
011000 ..... Summary 2
012500 ..... Substitution Procedures 3
013000 ..... Administrative Requirements 9
013216 ..... Construction Progress Schedule 2
014000 ..... Quality Requirements 7
015000 ..... Temporary Facilities and Controls 3
016000 ..... Product Requirements 5
017000 ..... Execution and Closeout Requirements 11
017800 ..... Closeout Submittals 5
017900 ..... Demonstration and Training 1

DIVISION 02 – EXISTING CONDITIONS
024100 ..... Demolition 3

DIVISION 03 – CONCRETE (NOT USED)
DIVISION 04 – MASONRY (NOT USED)
DIVISION 05 – METALS (NOT USED)

DIVISION 06 – WOOD, PLASTICS, AND COMPOSITES
061000 ..... Rough Carpentry 3
062000 ..... Finish Carpentry 6
064000 ..... Architectural Woodwork 8

DIVISION 07 – THERMAL AND MOISTURE PROTECTION
079200 ..... Joint Sealants 13

DIVISION 08 – OPENINGS (NOT USED)

DIVISION 09 – FINISHES
092216 ..... Non-Structural Metal Framing 11
092900 ..... Gypsum Board 12
095100 ..... Acoustical Ceilings 4
099123 ..... Interior Painting 13

DIVISION 10 – SPECIALTIES
101400 ..... Signage 4

DIVISION 11 – EQUIPMENT (NOT USED)

DIVISION 12 – FURNISHINGS
123600 ..... Countertops 7

DIVISION 13 – SPECIAL CONSTRUCTION (NOT USED)
DIVISION 14 – CONVEYING EQUIPMENT (NOT USED)
DIVISION 21 – FIRE SUPPRESSION (NOT USED)
DIVISION 22 – PLUMBING (NOT USED)
DIVISION 23 – HEATING, VENTILATING, AND AIR CONDITIONING (NOT USED)
DIVISION 26 – ELECTRICAL (NOT USED)
DIVISION 27 – COMMUNICATIONS (NOT USED)
DIVISION 28 – ELECTRONIC SAFETY AND SECURITY (NOT USED)
DIVISION 31 – EARTHWORK (NOT USED)
DIVISION 32 – EXTERIOR IMPROVEMENTS (NOT USED)
DIVISION 33 – UTILITIES (NOT USED)

END OF DOCUMENT

SECTION 001113 - ADVERTISEMENT FOR BIDS

1.1 GENERAL

A. Sealed proposals for furnishing all labor, materials and equipment necessary for the OAS HS Auditorium Renovation shall be received by The Collaborative, One SeaGate, Park Level 118, Toledo, Ohio 43604 until 2:00 p.m. local time on TBD. The bids will be publicly opened thereafter.

B. All questions and Requests for Information regarding the plans and specifications will only be given consideration if sent via facsimile or e-mail to Dustin DeWitt, The Collaborative Inc, Fax: 419-242-7400, or e-mail ddewitt@tc.design. Questions received less than 72 hours before the bid opening will not be answered.

C. Requests for consideration of any Proposed Equal for a specified product, equipment, service, or manufacturer shall be submitted to the Architect no later than 10 calendar days prior to the bid opening. Additional products, equipment, services, or manufacturers shall be approved as Approved Equal only by Addendum.

1.2 PRE-BID CONFERENCE

A. There will be a contractor's pre-bid conference on TBD _____, _____ at TBD p.m. at the Project Site. All bidders are strongly encouraged to attend.

1.3 BIDS AND BONDS

A. Each bid shall be accompanied by a Bid Bond in the amount of 10 percent of the bid or a money order, certified check, or cashiers check in the amount of 10 percent of the bid.

B. Upon award of the contract a 100 percent Performance Bond will be required from the successful bidder.

C. Any and all bonds required to be furnished and delivered pursuant to the Contract including, but not limited to, bid bonds, performance bonds, and/or payment bonds, shall be in conformity with the provisions of the Michigan Building Code. Specifically, any and all bonds required shall be issued and executed by a surety company authorized to conduct business in the State of Michigan and shall be acceptable to the Architect and Owner.

D. No bidder may withdraw his or her bid for a period of thirty 30 days after bid opening.

E. The Owner may waive any informalities and irregularities, which in its opinion do not materially affect the bid document. The Owner also reserves the right to award the contract in a manner which is in the their best interest.

END OF SECTION

SECTION 002113 - INSTRUCTIONS TO BIDDERS

ARTICLE 1 - BIDDING PROCEDURES

1.1 DESCRIPTION AND LOCATION OF PROPOSED WORK

A. Project: OAS HS Auditorium Renovation

B. Location:
3550 E River Rd
Oscoda Township, MI 48750

C. Owner:
Scott Moore
3550 E River Rd
Oscoda Township, MI 48750

1.2 EXAMINATION OF CONTRACT DOCUMENTS AND PROJECT SITE

A. See Notice to Bidders for instructions on how to obtain the Bidding and Contract Documents.

B. The Bidder shall examine all Bidding and Contract Documents, including without limitation the Drawings and Specifications for all divisions of Work for the Project, noting particularly all requirements which will affect the Bidder's Work in any way.

C. Failure of a Bidder to be acquainted with the amount and nature of Work required to complete any applicable division of the Work, in conformity with all requirements of the Project as a whole, will not be considered as a basis for additional compensation.

D. The Bidder shall evaluate the Project site and related Project conditions where the work will be performed, to judge for himself all the factors affecting the cost of the work and time required for its completion, including without limitation the following:
1. The condition, layout, and nature of the Project site and surrounding area, including sub-surface conditions, if applicable.
2. The availability and cost of labor.
3. The availability and cost of materials, supplies and equipment.
4. The cost of temporary utilities required in the bid.
5. The cost of any permit or license required by a local or regional authority having jurisdiction over the project.
6. The generally prevailing climatic conditions; winter conditions and effects of schedule.
7. Conditions bearing upon transportation, disposal, handling, and storage of materials.
8. The cost of all testing as required and called out in specification.

1.3 INTERPRETATION

A. If the Bidder finds any perceived conflict, error, omission or discrepancy between the Drawings and Specifications, or any of the Bidding and Contract Documents, or is in

doubt as to the meaning of any part of the Drawings, Specifications or other Bidding and Contract Documents, the Bidder shall submit a written request to the Architect for an interpretation or clarification.

B. The Bidder shall be responsible for prompt delivery of such request.

C. In order to prevent an extension of the bid opening, the Bidder is encouraged to make all requests for interpretation a minimum of 7 days before the bid opening.
   1. All questions and clarifications shall be faxed or e-mailed to Architect's office as noted in "001113 Advertisement for Bids".

D. The Architect shall issue an Addendum, no later than 72 hours prior to the bid opening, excluding Saturdays, Sundays, and legal holidays, to any and all requests for interpretation of the Bidding and Contract Documents and provide a copy to each person of record holding Drawings and Specifications.
   1. The Addenda shall be deemed to have been validly given if the Addenda is prepared by the Architect and is mailed or otherwise furnished to each person of record holding Drawings and Specifications.
   2. The Addenda shall be numbered when prepared to distinguish it from other Addenda that may be issued at a later date.
   3. Failure of any bidder to receive any such Addenda shall not relieve that Bidder from any obligation of his Bid as submitted.

E. Any interpretation of the Bidding and Contract Documents made by any party other than the Architect, or in any manner other than a written Addendum, shall not be binding and the Bidder shall not rely upon any such interpretation.

F. The Bidder shall not, at any time after the execution of the Contract, be compensated for a claim alleging insufficient data, incomplete Bidding and Contract Documents, or incorrectly assumed conditions regarding the nature or character of the Work, if no request for interpretation was made by the Bidder as specified by these instructions.

1.4 SPECIFICATIONS

A. The articles, devices, materials, equipment, fixtures and other products named in the Drawings or Specifications by Reference Standards, by description only, by naming a specific brand name or catalog number so as to denote kind and quality or by naming one or more manufacturers shall be known as Specifications and all bids shall be based upon those Specifications.

B. Where two or more Specifications are named, the Bidder may furnish any one of those Specifications.

1.5 ALTERNATES OR EQUALS BY SUBSTITUTIONS

A. Proposed alternates or equals to the stated Specifications may only be accepted pursuant to the Requirements for Substitutions.
   1. If the Bidder proposes to use an article, device, material, equipment, form of construction, fixture or other item other than those Specifications named, the Bidder shall certify that the item is equal in quality, and all aspects of performance and appearance, to the Specifications specified.

2. If the Architect approves the proposed Substitution as a Specification, the Architect shall, no later than 72 hours prior to the bid opening, excluding Saturdays, Sundays and legal holidays, issue an Addendum to all Bidders.
3. The Architect shall have the discretion to reject a proposed Substitution for the reason that the Bidder failed to provide sufficient information to enable the Architect to evaluate the proposed Substitution without delay in the scheduled bid opening.
4. No consideration shall be given to any proposed Substitution unless submitted to the Architect at least10 days prior to the bid opening.

1.6 FORM OF PROPOSAL (BID FORM)

A. Each bid shall be submitted on the Form of Proposal Bid Form contained in this Specification/Project Manual and sealed in an submitted via email, indicating the Project name, trades bidding, and the bid date, in the subject line. The wording of the Form of Proposal Bid Form shall be used without change, alteration, or addition.

B. Any change, alteration or addition in the wording of the Form of Proposal Bid Form may cause the bid to be rejected.

C. Unless the Bidder withdraws the bid as provided in Article 3 hereof, the Bidder shall be required to comply with all requirements of the Bidding and Contract Documents, regardless of whether the Bidder had actual knowledge of the requirements and regardless of any statement or omission made by the Bidder which might indicate a contrary opinion.

D. The Bidder shall fill in all blank spaces in the Form of Proposal Bid Form in ink or typewritten and not in pencil.
   1. “Not Applicable” or “N/A” must be used to fill spaces that are not applicable to the Bidder’s Bid.

E. The Bidder shall show all bid amounts in both words and figures.
   1. In the case of a conflict between the words and figures, the amount shown in words shall govern amount shown in words shall govern.

F. Any alteration or erasure of the wording and/or figures of the Bid amount on the Form of Proposal Bid Form shall be initialed by the Bidder.

G. Voluntary Alternates Bids shall be considered as unsolicited. Voluntary Alternate Bids will not be considered in awarding this contract, and the inclusion of any such Voluntary Alternate Bids may result in a bid being considered informal and liable to rejection.

H. The Owner reserves the right to accept or reject any or all bids on specified Alternates, in whole or in part.
   1. If no change in the bid amount is required, indicate “No Change” or “$0 Dollars”.
   2. A blank entry or an entry of “No Bid”, “N/A”, or similar entry on any specified Alternate that are applicable to a Bidder’s Bid will cause the bid to be rejected only if that Alternate is selected.

I. An officer or a principal of the corporation, partnership or sole proprietorship shall print or type the legal name of the business entity on the line provided and sign the Form of

Proposal Bid Form. All signatures must be original. The same procedure shall apply to the bid of a joint venture, except that the signature and title of an officer or a principal of each member firm of the joint venture shall be required.

1. **For bids submitted electronically via email, submit a digitally scanned copy of the Proposal Form showing original signatures.**

1.7 UNIT PRICES

A. When Unit Prices are requested on the Form of Proposal Bid Form, the scheduled quantities, if listed, are to be considered as approximate and are to be used for the comparison of bids only.

B. Unless otherwise specified in the Bidding and Contract Documents, the Unit Prices set forth shall include all materials, equipment, labor, delivery, installation, overhead, profit and any other cost or expense, in connection with or incidental to, the performance of that portion of the Work to which the Unit Prices apply.

C. Where there is a conflict between the Unit Price and the extension thereof made by the Bidder, the Unit Price shall govern and the Owner is authorized to make a correct extension of such Unit Price shall be made and such corrected extension shall be used in comparing bids.

D. It is understood that the scheduled quantities of Work to be done and materials to be furnished may increase, decrease or be deleted entirely after execution of the Contract.

E. Payments will be made to the Contractor for only the actual quantities of Work performed or materials furnished under Unit Prices in accordance with the Bidding and Contract Documents.

F. If quantities stated in the Contract change substantially so that application of the agreed Unit Price to the quantities of Work proposed will create a hardship on either the Owner or the Contractor, the applicable Unit Prices may be equitably adjusted by a Change Order.

ARTICLE 2 - BID OPENING AND CONSIDERATION OF BIDS

2.1 DELIVERY OF BIDS

A. It is the responsibility of the Bidder to submit the bid prior to the time scheduled for the bid opening, at the email address specified in the “Notice to Bidders”.

B. The subject line of the email with the bid submission shall clearly note the Projectname, Bidder's name, and trades bidding.

2.2 BID EVALUATION CRITERIA AND PROCEDURE

A. The award of the contract shall be made to a Bidder who submits a responsive and responsible Bid which meets the requirements of the Bidding and Contract Documents and who is deemed by the Owner to be fully capable of completing the Work in accordance with the Drawings, Specifications and other Bidding and Contract Documents within the time allotted.

B. The Owner reserves the right to evaluate any Bidder's proposed subcontractors.

C. The consideration of the criteria specified in no manner limits the Owner's discretion in awarding the contract.

2.3 REJECTION OF BID BY THE OWNER

A. The Owner may reject any or all bids, in whole or in part, on any basis and without disclosure of a reason, and waive all informalities and technicalities. The failure to make such a disclosure shall not result in accrual of any right, claim, or cause of action by any unsuccessful Bidder against the Owner.

2.4 NOTICE OF AWARD

A. The Owner shall notify the apparent successful Bidder that upon satisfactory compliance with all conditions precedent for Contract execution (Article 5.4), within the time specified, the Bidder will be awarded a Contract.

B. The Owner reserves the right to rescind any Notice of Award if the Owner determines the Notice of Award was issued in error.

ARTICLE 3 - WITHDRAWAL OF BID

3.1 WITHDRAWAL PRIOR TO BID OPENING

A. A Bidder may withdraw a bid after the bid has been received by the Owner, provided the Bidder makes a request in writing and the request is received by the Owner prior to the time of the bid opening, as determined by the employee of the Owner designated to open the bids.

3.2 WITHDRAWAL AFTER BID OPENING

A. A Bidder may withdraw a bid from consideration after the bid opening if the bid amount was substantially lower than the amounts of other bids, providing the bid was submitted in good faith, and the reason for the bid amount being substantially lower was a clerical mistake, as opposed to a judgment mistake, and was actually due to an unintentional and substantial arithmetic error or an unintentional omission of a substantial quantity of Work, labor or materials made directly in the compilation of the bid amount.

B. Notice of a request to withdraw such a bid must be made in writing and filed with the Owner, with a copy to the Architect, within 2 business days after the bid opening.

C. If a bid is withdrawn under authority of paragraph 3.2.A, the Owner may award the Contract to another Bidder or reject all bids and advertise for other bids. In the event the Owner advertises for other bids, the withdrawing Bidder shall pay the costs, in connection with the rebidding including but not limited to printing new Bidding and Contract Documents, required advertising and printing and mailing notices to prospective Bidders, if the Owner finds that such costs would not have been incurred but for such withdrawal.

ARTICLE 4 - BID SECURITY SUBMITTED WITH BID

4.1 BOND REQUIREMENTS

A. The Bidder must file with the bid either:
   1. A Bond, payable to the Owner in the form of a bid bond in the amount equal to 10 percent of the Base Bid plus all add Alternates;
   2. A Certified Check, Cashier's Check, or Money Order in an amount equal to but not less than 10 percent of the Base Bid plus all add Alternates.
   3. If chosen, the bid security must be drawn on a solvent bank or savings and loan association.
   4. **For bids submitted electronically, electronic proof of bid security is acceptable.**

B. The Bond shall serve as an assurance that the Bidder will, upon acceptance of the bid, comply with all conditions precedent for Contract execution, within the time specified by the Owner.

C. If the blank line on the Bond form is not filled in, the penal sum will be the full amount of the Base Bid plus all add Alternates. If the blank line is filled in, the amount must be stated in dollars and cents.

D. The Bond must be signed by an authorized agent, with Power of Attorney, from a Surety. The Bond must be issued by a Surety authorized by the Department of Insurance to transact business in the State in which the project is located.

E. In every case where a Bond is required, should any Surety thereon, in the opinion of the Owner, become unacceptable as a Surety at any time prior to the completion of the Project and acceptance of the Work, the Contractor shall promptly furnish a replacement Surety that is acceptable to the Owner.

F. Bonds or checks will be returned to all unsuccessful Bidders upon execution of the Contract or within 60 days after the bid opening, whichever is soonest.

4.2 BOND FORFEITURE

A. If for any reason other than as authorized above the Bidder fails to enter into a Contract, and the Owner awards the Contract to another responsive and responsible Bidder, the Bidder who failed to enter into a Contract shall be liable to the Owner for a penal sum not to exceed 10 percent of the bid bond, or the full amount of the certified check, cashier's check, or money order.

B. If the Owner then awards a Contract to such next lowest responsive and responsible Bidder and such Bidder also fails or refuses to enter into a contract, the liability of such next lowest responsive and responsible Bidder shall be the amount of the difference between the bid amounts of such second responsive and responsible Bidder and the third lowest responsive and responsible Bidder, but not in excess of the liability specified in paragraph 3.2.C. Liability on account of an award to any other responsive and responsible Bidder beyond the third lowest Bidder shall be determined in like manner, pursuant to the laws of the State in which the project is located.

C. If the Bidder fails to enter into a Contract, and the Owner does not award the contract to another responsive and responsible Bidder but resubmits the Project for bidding, the Bidder failing to enter into the contract shall be liable to the Owner for a penal sum not to exceed 10 percent of such Bidder's bid amount or the costs in connection with the resubmission, of printing new Bidding and Contract Documents, required advertising and printing and mailing notices to prospective Bidders, whichever is less, pursuant to the laws of the State in which the project is located.

4.3 PERFORMANCE BOND REQUIREMENTS

A. If the Bidder enters into a contract, and had previously provided either a bid bond, money order, cashier's check, or certified check with their Bid, then prior to signing the Contract the Bidder may be required to provide a Performance Bond meeting the requirements of the laws of the State in which the project is located. Upon receipt of the Performance Bond, the Owner shall return the Check or Money Order to the Bidder.

B. The Performance Bond shall be in the full amount of the contract to indemnify the Owner against all direct and consequential damages suffered by failure of the Contractor to perform according to the provisions of the contract and in accordance with the Drawings, Specifications and bills of material therefor and to pay all lawful claims of Subcontractors, Material Suppliers, and laborers for labor performed or materials furnished in carrying forward, performing or completing the contract.

ARTICLE 5 - CONTRACT AWARD AND EXECUTION

5.1 AWARD AND EXECUTION

A. The award and execution of the contract is based upon the expectation that the [lowest] responsive and responsible Bidder will comply with all conditions precedent for contract execution within 10 days of the date of the Notice of Award.

B. Noncompliance with the conditions precedent for contract execution within 10 days of the date of the Notice of Award shall be cause for the Owner to cancel the Notice of Award and award the contract to another responsive and responsible Bidder or resubmit the contract for bidding, at the discretion of the Owner. The Owner may extend the time for submitting the conditions precedent for contract execution for good cause shown. No extension shall operate as a waiver of the conditions precedent for contract execution.

C. Failure to award and execute the contract within 30 days of the bid opening invalidates the entire bid process and all bids submitted, unless the time is extended by written consent of the Bidder whose bid the Owner has accepted, and concurrence of the Owner with such extension.
   1. If the contract is awarded within 30 days of the bid opening, any increases in material, labor and subcontract costs shall be borne by the Bidder without alteration of the amount of the bid.
   2. If the cause of the failure to execute the contract within 30 days of the bid opening is due to matters for which the Owner is solely responsible, the Contractor shall be entitled to a Change Order authorizing payment of verifiable increased costs in materials, labor or subcontracts.

3. If the cause of the failure to execute the contract within 30 days of the bid opening is due to matters for which the Contractor is responsible, no request for increased costs will be granted.

5.2 CONDITIONS PRECEDENT FOR EXECUTION OF CONTRACT

A. If a Performance Bond is required to support the Bond, a Certificate of Compliance issued by the appropriate governing agency, showing the Surety is licensed to do business in the State in which the Project is located.

B. Current Workers' Compensation Certificate as required by the State governing authority.

C. Certificate of Insurance (ACORD form is acceptable) and copy of additional insured endorsement.
   1. The Owner reserves the right to request a certified copy of the Contractor's insurance policies.

5.3 NOTICE TO PROCEED

A. The Owner shall issue the Contractor a Notice to Proceed which shall establish the date for commencement of the Project time.

B. The Contractor shall, within 10 days of the date of the Notice to Proceed unless they have been previously submitted with the Bid, furnish the Architect with the following submittals:
   1. Schedule of values.
   2. Preliminary schedule of Shop Drawings and Submittals.
   3. Subcontractor's Declaration.
   4. Manufacturer's Declaration.
   5. Outline of Qualifications of Proposed Superintendent.

END OF SECTION

SECTION 003100 - AVAILABLE PROJECT INFORMATION

PART 1 GENERAL

1.1 EXISTING CONDITIONS

A. Certain information relating to existing surface and subsurface conditions and structures is available to bidders, as follows:

B. Hazardous Material Survey: Entitled Oscoda High School NESHAP Report, dated November 5th, 2023.

PART 2 PRODUCTS (NOT USED)

PART 3 EXECUTION (NOT USED)

END OF SECTION

NORTHERN
Analytical Services, LLC.
ENVIRONMENTAL CONSULTANTS

Asbestos Containing Building Material Survey of Oscoda High School

Prepared for:

Oscoda Area Schools
3550 East River Road
Oscoda, Michigan 48750

Completed by:

Northern Analytical Services, LLC.
PO Box 1604
Big Rapids, Michigan 49307

Project No.: 230148
Report Date: November 5, 2023

14870 225th Ave., Big Rapids, Michigan 49307
Phone : 231-268-0004 Fax : 866-214-4739 Web : www.northernas.com

Asbestos Containing Building Material Survey Report of Oscoda High School

Table of Contents

Executive Summary 2
Findings 4
Asbestos Background 6
Survey Procedures 7
Limitations 8
Client Responsibilities 9
Signature Page 12
  Building Inspector 12
  Client 12
Survey Data 13

Executive Summary

Oscoda Area Schools retained Northern Analytical Services, LLC. (NAS) to conduct a survey of the school building identified below to determine the presence, location, and quantity of suspect asbestos containing building materials. Building information is as follows:

Oscoda High School
Approximate Size: 152,000 square feet
Number of Levels: 1
Year Constructed: Unknown
Number of Additions: 1
Date(s) of Inspection: 8/8/2023
Inspector's Name: Parker Denike
Inspector's Accreditation Number: A60087

This survey was completed in accordance with asbestos building inspection procedures defined in 40 CFR, Chapter 1, Part 61-National Emission Standards for Hazardous Air Pollutants (NESHAP), 1926.1101-Asbestos Standards for Construction, and 1910.1001-Asbestos Standards for General Industry. Although survey procedures were performed in accordance with the Asbestos Hazard Emergency Response Act (AHERA), this report does not satisfy all AHERA requirements; a management plan with response actions must be completed.

The suspect asbestos containing materials (SACM) that were identified during this survey were either tested for asbestos content or assumed to contain asbestos. This survey did not include identification of stored chemicals.

Due to the age of the building, all paint and coatings, including ceramic tile glazing, are assumed to contain lead, cadmium and chromium.

All refrigeration devices such as air conditioners, drinking fountains, coolers, and refrigerators likely contain refrigerant gas/liquid. Refrigerants should be removed from the unit by a licensed technician prior to opening any of the interior components that would otherwise release the refrigerant into the atmosphere.

Fluorescent lights have bulbs that likely contain mercury and should not be broken during handling. These light bulbs should be disposed of as mercury containing or recycled after they burn out.

Fluorescent lights also have electrical ballasts that may contain PCBs. Ballasts that were manufactured after 1979 were legally required to be free of PCBs and were required to indicate this on the label. Ballasts that do not have a "PCB Free" label must be assumed to contain PCBs.

Other pre-1979 building materials that may contain PCBs include electrical transformers, elevator pumps, and automatic door closers. Any of these components, if present, should either be tested or assumed to contain PCBs. Those components that are either known or assumed to contain PCBs should be removed if leaking or removed prior to a building renovation or demolition project.

A summary of our findings is provided in the next section of this report. A more detailed description of the SACMs identified during this survey is provided in the section titled Material Report. Also attached are sections titled Inspection Report and Sample Location Report. The Inspection Report will show what SACMs were found in each room and the Sample Location Report will describe where bulk samples were collected.

Materials found to contain asbestos or that are assumed to contain asbestos should be maintained in good condition through a detailed operations and maintenance program. Those ACMs that would otherwise be damaged or disturbed during a planned renovation or maintenance activity should be remediated by properly trained personnel.

Oscoda Area Schools
Oscoda High School
Asbestos Containing Building Material Survey Report
Project No.: 230148
Report Date: November 5, 2023

Findings

The following table provides a summary of the materials identified during this survey:

Oscoda High School

Material Number	Homogeneous Material Description	Asbestos Detected	Percent Asbestos	Asbestos Type
1	Pipe Insulation-Mudded Fitting - Elbows and Hangers	Yes	CH-40%, A-5%	Amosite
2	Duct Work Insulation - Jacket Insulation	Yes	60%	Chrysotile
3	Pipe Insulation - Roof Drain	Yes	CH-20%, A-5%	Amosite
4	Glued on Ceiling Tile - 1ft x 1ft White with Varying Size Pinholes	Yes	T-2%, G-ND	Amosite
5	Transite - Siding	Yes	---	Assumed
6	Floor Tile & Mastic - 9in x 9in Green with White Streaks, Black Mastic	Yes	T-3%, M-4%	Chrysotile
7	Vibration Dampener Cloth - White	Yes	40%	Chrysotile
8	Fume Hood -	Yes	---	Assumed
9	Fire Brick -	Yes	---	Assumed
10	Fire Rated Door -	Yes	---	Assumed
11	Caulk - On Exterior Aluminum Window Frame, Grey, Pliable	No	---	None Detected
12	Laboratory Counter Top -	Yes	---	Assumed
13	Caulk - On Exterior Steel Door Frame, Grey, Brittle	Yes	5%	Chrysotile
14	Caulk - On Exterior Steel Sidelight, Grey, Brittle	Yes	5%	Chrysotile
15	Glazing - On Exterior Steel Sidelight, Grey, Brittle	Yes	5%	Chrysotile
16	Texture - Above Door Frame, White, Bumpy	Yes	3%	Chrysotile
17	Glazing - Door With Dual 2ft x 4ft Windows	Yes	5%	Chrysotile
18	Caulk - On Concrete Frame, Grey Pliable	No	---	None Detected
19	Glazing - On Door with 2ft x 5ft Window	Yes	2%	Chrysotile
20	Caulk - On Exterior Steel Transom, Grey, Brittle	Yes	5%	Chrysotile
21	Cove Base - 4in Grey	No	---	None Detected
22	Cove Base - 4in Light Blue	No	---	None Detected
23	Ceramic Block & Grout - 18in x 4in Grey	Yes	---	Assumed
24	Drywall & Joint Compound -	No	---	None Detected
25	Glue - Assumed Behind Visual Display Board	Yes	---	Assumed
26	Floor Tile & Mastic - Assumed Under Cabinets and Heaters	Yes	---	Assumed
27	Wood Door - Solid Wood	Yes	---	Assumed
28	Glazing - On Interior Steel Storefront Frame	Yes	2%	Chrysotile
29	Floor Tile & Mastic - 9in x 9in Tan with Brown and White Streaks, Black Mastic	Yes	T-4%, M-7%	Chrysotile
30	Caulk - On Interior Steel Door Frame, Grey, Brittle	Yes	2%	Chrysotile
31	Floor Tile & Mastic - 9in x 9in Red with White and Brown Streaks, Black Mastic	Yes	T-4%, M-5%	Chrysotile
32	Ceramic Tile - 4in x 4in White	Yes	---	Assumed
33	Pipe Insulation-Assumed in Walls/Ceiling Cavities -	Yes	---	Assumed
34	No Access - No Access	Yes	---	Assumed
35	Cove Base - 4in Black	No	---	None Detected
36	Ceramic Tile & Grout - 2ft x 1 ft Grey	Yes	---	Assumed
37	Caulk - On Bathroom Stalls	No	---	None Detected
38	Caulk - Expansion Joint, Grey Brittle	Yes	2%	Chrysotile
39	Ceiling Tile - 2ft x 2ft White Pinholes with Random Gouges	No	---	None Detected
40	Caulk - On Interior Steel Storefront Frame	Yes	2%	Chrysotile
41	Tank Insulation - White	Yes	CH-20%, A-25%	Amosite
42	Glue - Black, Behind Fiberglass/Jacket Insulation	Yes	5%	Chrysotile
43	Caulk - Brown, Brittle, Duct Work Caulk	Yes	2%	Chrysotile
44	Miscellaneous - Assumed Water Gaskets	Yes	---	Assumed
45	Miscellaneous - Black Tar on Tunnel Wall	Yes	5%	Chrysotile
46	Floor Tile & Mastic - 9in x 9in Light Green with Dark Green and Grey Streaks, Black Mastic	Yes	T-3%, M-5%	Chrysotile
47	Sink Undercoating - Pink	No	---	None Detected
48	Floor Tile & Mastic - 12in x 12in Greyish Blue w/ Red, Blue, & White Streaks, Black Mastic	Yes	T-ND, M-4-7%	Chrysotile
49	Flooring - Terrazzo, Yellowish Tan	No	---	None Detected
50	Flooring Layer Assumed Under Surface Layer -	Yes	---	Assumed
51	Caulk - On Exterior Aluminum Window Frame, Grey, Brittle	Yes	3%	Chrysotile
52	Ceramic Tile & Grout - 2in x 2in Blue and Light Blue with White Flecks	No	---	None Detected

Material Number	Homogeneous Material Description	Asbestos Detected	Percent Asbestos	Asbestos Type
53	Miscellaneous - Tack Board	Yes	---	Assumed
54	Light Backing - Silver	Yes	85%	Chrysotile
55	Caulk - On Interior Steel Sidelight Frame	Yes	2%	Chrysotile
56	Glazing - On Interior Steel Sidelight Frame	Yes	2%	Chrysotile
57	Sink Undercoating - Black	Yes	7%	Chrysotile
58	Vinyl Sheet Flooring - Grey Wood like Appearance, Yellow Mastic	No	---	None Detected
59	Plaster - Smooth	No	---	None Detected
60	Floor Tile & Mastic - 12in x 12 in White with Grey and Silver Streaks and Blotches	Yes	T-ND, M-4-7%	Chrysotile
61	Ceiling Tile - 2ft x 4ft White with Varying Size Pinholes	No	---	None Detected
62	Sink Undercoating - White	No	---	None Detected
63	Caulk - On Interior Steel Window Frame	Yes	3%	Chrysotile
64	Glazing - On Interior Steel Window Frame	Yes	5%	Chrysotile
65	Ceramic Tile & Grout - 2ft x 1ft Grey Sandstone Appearance	Yes	---	Assumed
66	Acoustical Ceiling - White with Fluffy/Flakey Texture	No	---	None Detected
67	Miscellaneous - Tar, Black, Clock/Speaker Backing	Yes	7%	Chrysotile
68	Floor Tile & Mastic - 12in x 12 in White with Purple, Dark Blue, and Grey Spots	No	---	None Detected
69	Floor Tile & Mastic - Grey with Dark Grey and White Streaks	No	---	None Detected
70	Acoustical Ceiling - White, Bumpy and Rough Texture	No	---	None Detected
71	Miscellaneous - Safe Door	Yes	---	Assumed
72	Miscellaneous - Fire Resistant File Cabinet	Yes	---	Assumed
73	Ceramic Tile & Grout - 1ft x 1ft Grey with White and Black Spots	Yes	---	Assumed
74	Ceramic Tile & Grout - 4in x 4in Green with White Flecks/Spots	Yes	---	Assumed
75	Ceramic Block & Grout - 12in x 4in White	Yes	---	Assumed
76	Tar, Felt & Associated Mastic Layers Under Wood Floor - Wood Stands	Yes	---	Assumed
77	Glazing - On Non-Rated Wood Door with 1ft x 1ft Window	No	---	None Detected
78	Cement Board - Green With Holes	Yes	15%	Chrysotile
79	Miscellaneous - Black Tar on Fiberglass Mats	No	---	None Detected
80	Flooring-Carpet Glue - Yellow	No	---	None Detected
81	Tar, Felt & Associated Mastic Layers Under Wood Floor -	Yes	---	Assumed
82	Curtain - Black, Stage	No	---	None Detected
83	Curtain - Blue, Stage	No	---	None Detected
84	Ceramic Tile & Grout - 2in x 2in Tan	No	---	None Detected
85	Caulk - On Exterior Aluminum Storefront Frame	Yes	2%	Chrysotile
86	Glazing - On Exterior Aluminum Storefront Frame	Yes	2%	Chrysotile
87	Ceramic Tile & Grout - 1in x 1in Light Brown	Yes	---	Assumed
88	Floor Tile & Mastic - 12in x 12in White and Blue, Light Blue Flecks	No	---	None Detected
89	Ceramic Tile & Grout - 1in x 1in Green and Teal with White Spots	Yes	---	Assumed
90	Vinyl Sheet Flooring - Blue	No	---	None Detected
91	Glazing - On Trophy Case, Brown/Grey, Brittle	Yes	2%	Chrysotile
92	Caulk - On Interior Aluminum Door Frame, Hard, Grey	Yes	3%	Chrysotile
93	Vibration Dampener Cloth - Black	No	---	None Detected
94	Caulk - Grey Ductwork	No	---	None Detected
95	Miscellaneous - Rope Gasket - Hurst Boiler	Yes	---	Assumed
96	Boiler Material (inside) - 2009 Hurst Boilers, 5ft x 10ft x 5ft.	Yes	---	Assumed
97	Boiler Material (inside) - Steam-Pak 1960, 6ft x 18ft x 6ft	Yes	---	Assumed
98	Boiler Insulation - Interior Jacketing - Steam Pak Boiler	No	---	None Detected
99	Boiler Insulation - Interior Jacketing - Hurst Boiler	No	---	None Detected
100	Pipe Insulation - Fiberglass	No	---	None Detected
101	Miscellaneous - Fire Hose	Yes	---	Assumed
102	Miscellaneous - Rope Gasket, Spools	Yes	---	Assumed
103	Glazing - On Exterior Aluminum Window Frame	Yes	2%	Chrysotile
104	Miscellaneous - Brick and Mortar, Original Building	No	---	None Detected
105	Caulk - Exterior Louver	Yes	5%	Chrysotile
106	Texture - On Exterior Transite Panels	Yes	---	Assumed
107	Floor Tile & Mastic - 12in x 12in White w/ Grey & Silver Streaks & Blotches, Yellow Mastic	No	---	None Detected
108	Cove Base - 4in Light Blue	No	---	None Detected
109	Floor Tile & Mastic - Assumed Under Cabinets	Yes	---	Assumed
110	Ceramic Tile & Grout - 4in x 6in Grey with Black Dots	Yes	---	Assumed

Material Number	Homogeneous Material Description	Asbestos Detected	Percent Asbestos	Asbestos Type
111	Laboratory Counter Top - Black	Yes	---	Assumed
112	Pipe Insulation-Assumed in Walls/Ceiling Cavities -	Yes	---	Assumed
113	Glue - Assumed Behind Visual Display Board	Yes	---	Assumed
114	Caulk - On Interior Steel Door Frame	No	---	None Detected
115	Fire Rated Door -	Yes	---	Assumed
116	Caulk - On Exterior Steel Door Frame	No	---	None Detected
117	Wood Door -	Yes	---	Assumed
118	Vibration Dampener Cloth - Black	No	---	None Detected
119	Caulk - On Exterior Wood Window Frame	No	---	None Detected
120	No Access -	Yes	---	Assumed
121	Ceiling Tile - 2ft x 4ft White with Random Size Pinholes	No	---	None Detected
122	Sink Undercoating - White	No	---	None Detected
123	Ceramic Tile & Grout - 9in x 9in Grey with Dark Grey Dots	Yes	---	Assumed
124	Cove Base - 4in Black	No	---	None Detected
125	Caulk - Expansion Joint	No	---	None Detected
126	Caulk - Interior Steel Window Frame	No	---	None Detected
127	Caulk - Grey, Ductwork	No	---	None Detected
128	Ceramic Tile & Grout - 2in x 2in Tan	Yes	---	Assumed
129	Plaster - White with Rough Bumpy Texture	No	---	None Detected
130	Brick & Mortar - Addition 1	No	---	None Detected
131	Texture - On Soffits, Addition 1	No	---	None Detected
132	Ceramic Tile & Grout - 12in x 12in Tan	Yes	---	Assumed
133	Ceramic Tile & Grout - 1in x 1in Light Blue	Yes	---	Assumed

Although NAS has provided estimated quantities and locations for each of the materials we found to contain asbestos, it should be noted that materials fitting the above descriptions should be treated as asbestos containing if found elsewhere in the building. Additionally, any material not described in the attached Material Report should be assumed to contain asbestos until testing proves otherwise.

Asbestos Background

The United States Environmental Protection Agency (USEPA) and the State of Michigan both define asbestos containing materials (ACM) as those materials that are found to contain more than 1% asbestos (Chrysotile, Amosite, Tremolite, Crocidolite, Anthophyllite, or Actinolite). ACMs are classified into one of three categories which include: Thermal System Insulation, Surfacing materials, and Miscellaneous Materials. ACMs are further divided as either friable or non-friable; friable materials are those that can be crushed, crumbled, or pulverized with hand pressure when dry.

According to the National Emissions Standards for Hazardous Air Pollutants (NESHAP, 40 CFR Part 61) friable ACM or non-friable ACMs that will likely become friable during renovation/demolition activities must be properly removed prior to the material being disturbed.

The Michigan Department of Licensing and Economic Opportunity (MDLEO) requires asbestos abatement activities be conducted by licensed asbestos abatement contractors and that the work be conducted by accredited Asbestos Workers (32-hour minimum) and overseen by an accredited Asbestos Contractor Supervisor (40-hour) for all materials found to contain more than 1% asbestos. Should non-friable ACMs be left in place for demolition, MDLEO regulations would

require the demolition work be conducted by a licensed asbestos abatement contractor with properly accredited workers.

Materials that contain 1% or less asbestos fiber as determined through point count analysis can be removed by properly trained individuals; MDLEO does not require asbestos worker accreditation for this type of work. Air monitoring, respiratory protection and training are required.

Survey Procedures

NAS accredited Asbestos Building Inspector visited the site to perform the survey work. The areas included in the survey were visually and physically inspected for suspect asbestos containing materials. The attached drawing shows the areas that were included in this survey. During the survey the building was divided into functional spaces (FS) that represent a particular use area or room. Each FS was provided a unique room number or name and surveyed for the presence and quantity of SACMs. Functional spaces that appear on the attached drawing that are not labeled with a room number or name have not been included in this survey and must be inspected by NAS prior to performing any work that would otherwise disturb any of the materials present.

Once identified, each SACM was assigned a unique identifying number, called a material number, and provided a written description (material description). Each material was then categorized as thermal, surfacing, or miscellaneous; then quantified and classified as either friable or non-friable. Please keep in mind that materials classified as non-friable at the time of the survey may become friable overtime or during renovation/demolition activities; plaster and drywall are examples of non-friable materials that will likely become friable during renovation or demolition.

Identified SACMs were then either sampled for the presence of asbestos or assumed to contain asbestos.

Samples from each identified material were collected in random locations. A unique sample number was assigned to each sample collected to link it to the corresponding material. Sample numbers begin with the material number, and then two figures starting with 01 were added to the end. For example, sample number 101 was collected from material number 1. If additional samples were collected from the same material, sample numbers increased consecutively, therefore sample numbers 101, 102, 103 would all be from material number 1.

The number of samples collected from each material was determined by regulatory requirements and the Inspector's findings. Regulatory requirements for each of the three material classifications are as follows:

- Friable surfacing materials require either 3, 5, or 7 samples depending on the amount of material present. (3 for <1,000 sq.ft., 5 for 1,000 to 5,000 sq.ft., and 7 for >5,000 sq.ft.)
- Thermal system insulation requires a minimum of 3 samples.
- Miscellaneous and non-friable materials require a minimum of 2 samples.

Once collected, samples were properly packaged and shipped via United Parcel Service to an independent, properly accredited laboratory for analysis. Analytical results have been included at the end of the Survey Report section.

A description of each of the suspect materials identified during this survey is attached to this report in a section titled Material Report. Also attached are sections titled Inspection Report and Sample Location Report. The Inspection Report will show what suspect materials were found in each room/area and the Sample Location Report will describe where bulk samples were collected.

Prior to disturbing any of the materials found in these buildings, one should carefully match each building material that is going to be disturbed with the materials listed in this report, should a material be discovered that is not clearly identified in this report, that material should be assumed to contain asbestos until testing can be performed. Materials not described in this report have not been tested for asbestos and should be treated as asbestos containing until testing can prove otherwise.

The materials that are either known or assumed to contain asbestos should not be disturbed except by an accredited abatement contractor during the removal process.

The Material Report also identifies which materials are currently considered to be Regulated Asbestos Containing Materials (RACM) by the MDEGLE and the US EPA. According to these agencies, RACMs are asbestos containing materials that are either friable or will likely become friable with the forces expected to be acted upon them. Materials that are currently RACM or would likely become RACM if otherwise left in place must be properly removed by an accredited asbestos abatement contractor prior to the renovation or demolition work being performed. Please note NAS made the RACM determination for each ACM described in this report based on its current condition; future renovations were not considered in this determination. Materials not listed as RACM in this report could become RACM; an accredited Asbestos Contractor Supervisor must determine which materials will become RACM during the course of any renovation or demolition activity.

Limitations

- NAS made a reasonable attempt to investigate all spaces within the building covered under this report. Destructive inspection measures however were not performed, and it is likely that hidden layers or cavities were not identified by our inspector. The Client Responsibilities section of this report must be reviewed, and each listed action performed to help prevent asbestos exposure.

- The roofing was not inspected or sampled to avoid causing roof leaks. Roofing materials should be inspected and sampled by an accredited asbestos inspector prior to the start of any renovation or demolition work.

- Flooring assumed under surface layer was automatically listed in each space where other layers of flooring were present. Our inspector looked under the surface layer of flooring where feasible and noted their findings in the comment section of the Inspection Report. Since we were unable to thoroughly inspect all areas, we assumed these materials to be present. Any additional layers of flooring discovered should be presumed to contain asbestos until testing can prove otherwise.

- Mudded pipe insulation/fittings were assumed to be located inside wall/ceiling cavities. We recommend these areas be more thoroughly inspected by an accredited asbestos building inspector prior to the start of any renovation/demolition work.

- Boilers were operational at time of survey and therefore were not sampled. We recommend that the boilers either be tested by an accredited asbestos inspector just prior to the start of any renovation or demolition work or assumed to contain asbestos and removed as such.

- Fire rated doors were not sampled to avoid damaging the material and losing its fire rating.

- Materials that are assumed to contain asbestos were not sampled to avoid damaging the material.

Client Responsibilities

NAS believes the following actions are required to be carried out by our Client to prevent unnecessary exposure to asbestos:

- Review this report in its entirety and provide a signature on the Client Section of the included Signature Page.

- All materials that are assumed to contain asbestos or assumed to be present must be tested prior to the start of any renovation or demolition work.

- If our Client is not the building owner or manager, our Client shall share this report with the building owner and manager.

- Provide written notification to all building occupants, including tenants, employees, contractors, vendors, or visitors, of the presence, location, and quantity of ACM or PACM at this site.

- Ensure all known or assumed friable ACM or RACM is properly labeled with the following information:

DANGER
CONTAINS ASBESTOS FIBERS
MAY CAUSE CANCER
CAUSES DAMAGE TO LUNGS
DO NOT BREATHE DUST
AVOID CREATING DUST

- Ensure all building occupants, who are likely to impact these materials, have received at least 2 hours of awareness training that is specific to this site and in accordance with the Michigan Construction Safety and Health Standards, including, but not limited to: Parts 602-Asbetos in Construction, 603-Lead Exposure in Construction, 604-Chromium (VI) in Construction, 609-Cadmium in Construction, and 690-Silica in Construction.

  A recommended Awareness Training Certification and Acknowledgement is attached to this report and should be signed by all building occupants who are likely to work in close proximity of materials that are either known or are assumed to contain asbestos.

- If destructive testing measures were not used by NAS during the asbestos survey (see limitation), contract NAS to further inspect areas where renovation or demolition work is to take place using destructive testing measures to better inspect covered layers or inaccessible cavities for potentially hidden suspect materials before any materials are disturbed at this site.

- Contract with NAS to prepare a written asbestos abatement work plan prior to disturbing any building materials at this site. The work plan must be prepared by a State of Michigan accredited Asbestos Project Designer in accordance with 40 CFR Part 763.

- Contract a State of Michigan licensed Asbestos Abatement Contractor to properly abate all materials that are either known or assumed to contain asbestos before the disturbance of said material occurs.

- Ensure the asbestos abatement contractor and/or demolition contractor file the required 10-day permits with MDLEO and MDEGLE prior to disturbing any friable ACM, any RACM, or demolition of a load bearing structure. Demolition contractors are required to file this permit with MDEGLE even if no asbestos is present.

- Contract NAS to perform third party perimeter air monitoring and post abatement clearance testing for all abatement activities.

- Contract a State of Michigan licensed Asbestos Abatement Contractor to oversee all building demolition activities with an accredited 40-hour Asbestos Abatement Contractor Supervisor.

- Immediately stop all site work if a material is discovered that does not clearly match the materials identified in this report and contact NAS for testing; assume newly identified materials contains asbestos until laboratory testing can prove otherwise.

Signature Page

Building Inspector
The person listed below herby attest that he/she/they did inspect, assess and perform sampling of suspect asbestos containing materials at Oscoda High School.

Name	Accreditation Number	Signature	Date
Parker Denike	A60087		11/5/2023

Client
The person listed below herby attests that he/she/they have read this report in its entirety and understands the information provided. Furthermore, they agree that all the items listed under Client Responsibilities must be carried out by the Client and releases Northern Analytical Services, LLC. and their employees of any liability associated with this should the Client not complete every item.

Client Name: Oscoda Area Schools
Client Address: 3550 East River Road, Oscoda, Michigan 48750

Client Authorized Agent Name	Signature	Date

This report is not valid unless all the above signatures are present.

Survey Data

Material Report

Northern Analytical Services

14870 225th Avenue, Big Rapids, MI 49307 - (231) 268-0004 - Fax (866) 214-4739

Customer: Oscoda Area Schools
Building: Oscoda High School
Address: 3550 River Road
Oscoda, MI 48750

Printed: November 5, 2023

Material Report

Material Number	*Homogeneous Material Description*	*Category*	*Friability**	*RACM***	*Asbestos Detected*	*Percent Asbestos*	*Asbestos Type*	*Quantity*	*Units*
1	Pipe Insulation-Mudded Fitting - Elbows and Hangers	Thermal	Yes	Yes	Yes	CH-40%, A-5%	Amosite	1502	Ln.Ft.
2	Duct Work Insulation - Jacket Insulation	Thermal	Yes	Yes	Yes	60%	Chrysotile	1700	Sq.Ft.
3	Pipe Insulation - Roof Drain	Thermal	Yes	Yes	Yes	CH-20%, A-5%	Amosite	2	Ln.Ft.
4	Glued on Ceiling Tile - 1ft x 1ft White with Varying Size Pinholes	Surfacing	Yes	Yes	Yes	T-2%, G-ND	Amosite	72290	Sq.Ft.
5	Transite - Siding	Misc.	Category II Non-Friable	Yes	Yes	---	Assumed	981	Sq.Ft.
6	Floor Tile & Mastic - 9in x 9in Green with White Streaks, Black Mastic	Misc.	Category I Non-Friable	No	Yes	T-3%, M-4%	Chrysotile	8425	Sq.Ft.
7	Vibration Dampener Cloth - White	Misc.	Category II Non-Friable	Yes	Yes	40%	Chrysotile	15	Sq.Ft.
8	Fume Hood -	Misc.	Category II Non-Friable	Yes	Yes	---	Assumed	40	Sq.Ft.
9	Fire Brick -	Thermal	Category II Non-Friable	Yes	Yes	---	Assumed	30	Sq.Ft.
10	Fire Rated Door -	Misc.	Category II Non-Friable	Yes	Yes	---	Assumed	38	Each
11	Caulk - On Exterior Aluminum Window Frame, Grey, Pliable	Misc.	No	No	No	---	None Detected	31	Sq.Ft.
12	Laboratory Counter Top -	Misc.	Category II Non-Friable	Yes	Yes	---	Assumed	280	Sq.Ft.
13	Caulk - On Exterior Steel Door Frame, Grey, Brittle	Misc.	Category II Non-Friable	No	Yes	5%	Chrysotile	9	Sq.Ft.
14	Caulk - On Exterior Steel Sidelight, Grey, Brittle	Misc.	Category II Non-Friable	No	Yes	5%	Chrysotile	0	Sq.Ft.
15	Glazing - On Exterior Steel Sidelight, Grey, Brittle	Misc.	Category II Non-Friable	Yes	Yes	5%	Chrysotile	0	Sq.Ft.

** Non-Friable materials may become friable when damaged.*
*** May become regulated asbestos containing material (RACM) when damaged.*

Misc. = miscelleaneous material
Surfacing = surfacing material
Thermal = thermal system insulation
RACM = regulated asbestos containing material

Northern Analytical Services

14870 225th Avenue, Big Rapids, MI 49307 - (231) 268-0004 - Fax (866) 214-4739

Customer: Oscoda Area Schools
Building: Oscoda High School
Address: 3550 River Road
Oscoda, MI 48750

Printed: November 5, 2023

Material Report

Material Number	*Homogeneous Material Description*	*Category*	*Friability**	*RACM***	*Asbestos Detected*	*Percent Asbestos*	*Asbestos Type*	*Quantity*	*Units*
16	Texture - Above Door Frame, White, Bumpy	Surfacing	Category II Non-Friable	Yes	Yes	3%	Chrysotile	0	Sq.Ft.
17	Glazing - Door With Dual 2ft x 4ft Windows	Misc.	Category II Non-Friable	Yes	Yes	5%	Chrysotile	4	Sq.Ft.
18	Caulk - On Concrete Frame, Grey Pliable	Misc.	No	No	No	---	None Detected	9	Sq.Ft.
19	Glazing - On Door with 2ft x 5ft Window	Misc.	Category II Non-Friable	Yes	Yes	2%	Chrysotile	0	Sq.Ft.
20	Caulk - On Exterior Steel Transom, Grey, Brittle	Misc.	Category II Non-Friable	No	Yes	5%	Chrysotile	0	Sq.Ft.
21	Cove Base - 4in Grey	Misc.	No	No	No	---	None Detected	105	Sq.Ft.
22	Cove Base - 4in Light Blue	Misc.	No	No	No	---	None Detected	80	Sq.Ft.
23	Ceramic Block & Grout - 18in x 4in Grey	Misc.	Category II Non-Friable	No	Yes	---	Assumed	730	Sq.Ft.
24	Drywall & Joint Compound -	Misc.	No	No	No	---	None Detected	58395	Sq.Ft.
25	Glue - Assumed Behind Visual Display Board	Misc.	Category II Non-Friable	No	Yes	---	Assumed	11514	Sq.Ft.
26	Floor Tile & Mastic - Assumed Under Cabinets and Heaters	Misc.	Category I Non-Friable	No	Yes	---	Assumed	2895	Sq.Ft.
27	Wood Door - Solid Wood	Misc.	Category II Non-Friable	Yes	Yes	---	Assumed	156	Sq.Ft.
28	Glazing - On Interior Steel Storefront Frame	Misc.	Category II Non-Friable	Yes	Yes	2%	Chrysotile	3	Sq.Ft.
29	Floor Tile & Mastic - 9in x 9in Tan with Brown and White Streaks, Black Mastic	Misc.	Category I Non-Friable	No	Yes	T-4%, M-7%	Chrysotile	14890	Sq.Ft.
30	Caulk - On Interior Steel Door Frame, Grey, Brittle	Misc.	Category II Non-Friable	No	Yes	2%	Chrysotile	158	Sq.Ft.

** Non-Friable materials may become friable when damaged.*
*** May become regulated asbestos containing material (RACM) when damaged.*

Misc. = miscelleaneous material
Surfacing = surfacing material
Thermal = thermal system insulation
RACM = regulated asbestos containing material

Northern Analytical Services

14870 225th Avenue, Big Rapids, MI 49307 - (231) 268-0004 - Fax (866) 214-4739

Customer: Oscoda Area Schools
Building: Oscoda High School
Address: 3550 River Road
Oscoda, MI 48750

Printed: November 5, 2023

Material Report

Material Number	*Homogeneous Material Description*	*Category*	*Friability**	*RACM***	*Asbestos Detected*	*Percent Asbestos*	*Asbestos Type*	*Quantity*	*Units*
31	Floor Tile & Mastic - 9in x 9in Red with White and Brown Streaks, Black Mastic	Misc.	Category I Non-Friable	No	Yes	T-4%, M-5%	Chrysotile	6250	Sq.Ft.
32	Ceramic Tile - 4in x 4in White	Misc.	Category II Non-Friable	No	Yes	---	Assumed	1980	Sq.Ft.
33	Pipe Insulation-Assumed in Walls/Ceiling Cavities -	Thermal	Yes	Yes	Yes	---	Assumed	2795	Ln.Ft.
34	No Access - No Access	Misc.	Yes	Yes	Yes	---	Assumed	0	Each
35	Cove Base - 4in Black	Misc.	No	No	No	---	None Detected	390	Sq.Ft.
36	Ceramic Tile & Grout - 2ft x 1 ft Grey	Misc.	Category II Non-Friable	No	Yes	---	Assumed	2060	Sq.Ft.
37	Caulk - On Bathroom Stalls	Misc.	No	No	No	---	None Detected	Not Quantified	Sq.Ft.
38	Caulk - Expansion Joint, Grey Brittle	Misc.	Category II Non-Friable	No	Yes	2%	Chrysotile	8	Sq.Ft.
39	Ceiling Tile - 2ft x 2ft White Pinholes with Random Gouges	Misc.	Yes	No	No	---	None Detected	17390	Sq.Ft.
40	Caulk - On Interior Steel Storefront Frame	Misc.	Category II Non-Friable	No	Yes	2%	Chrysotile	4	Sq.Ft.
41	Tank Insulation - White	Thermal	Yes	Yes	Yes	CH-20%, A-25%	Amosite	533	Sq.Ft.
42	Glue - Black, Behind Fiberglass/Jacket Insulation	Misc.	Category II Non-Friable	No	Yes	5%	Chrysotile	300	Sq.Ft.
43	Caulk - Brown, Brittle, Duct Work Caulk	Misc.	Category II Non-Friable	No	Yes	2%	Chrysotile	700	Sq.Ft.
44	Miscellaneous - Assumed Water Gaskets	Misc.	Category II Non-Friable	No	Yes	---	Assumed	306	Sq.Ft.
45	Miscellaneous - Black Tar on Tunnel Wall	Misc.	Category II Non-Friable	No	Yes	5%	Chrysotile	175	Sq.Ft.

** Non-Friable materials may become friable when damaged.*
*** May become regulated asbestos containing material (RACM) when damaged.*

Misc. = miscelleaneous material
Surfacing = surfacing material
Thermal = thermal system insulation
RACM = regulated asbestos containing material

Northern Analytical Services

14870 225th Avenue, Big Rapids, MI 49307 - (231) 268-0004 - Fax (866) 214-4739

Customer: Oscoda Area Schools
Building: Oscoda High School
Address: 3550 River Road
Oscoda, MI 48750

Printed: November 5, 2023

Material Report

Material Number	*Homogeneous Material Description*	*Category*	*Friability**	*RACM***	*Asbestos Detected*	*Percent Asbestos*	*Asbestos Type*	*Quantity*	*Units*
46	Floor Tile & Mastic - 9in x 9in Light Green with Dark Green and Grey Streaks, Black Mastic	Misc.	Category I Non-Friable	No	Yes	T-3%, M-5%	Chrysotile	3365	Sq.Ft.
47	Sink Undercoating - Pink	Surfacing	No	No	No	---	None Detected	1	Sq.Ft.
48	Floor Tile & Mastic - 12in x 12in Greyish Blue w/ Red, Blue, & White Streaks, Black Mastic	Misc.	Category I Non-Friable	No	Yes	T-ND, M-4-7%	Chrysotile	2635	Sq.Ft.
49	Flooring - Terrazzo, Yellowish Tan	Misc.	No	No	No	---	None Detected	3900	Sq.Ft.
50	Flooring Layer Assumed Under Surface Layer -	Misc.	Category I Non-Friable	No	Yes	---	Assumed	9165	Sq.Ft.
51	Caulk - On Exterior Aluminum Window Frame, Grey, Brittle	Misc.	Category II Non-Friable	No	Yes	3%	Chrysotile	3	Sq.Ft.
52	Ceramic Tile & Grout - 2in x 2in Blue and Light Blue with White Flecks	Misc.	No	No	No	---	None Detected	425	Sq.Ft.
53	Miscellaneous - Tack Board	Misc.	Category II Non-Friable	Yes	Yes	---	Assumed	229	Sq.Ft.
54	Light Backing - Silver	Misc.	Yes	Yes	Yes	85%	Chrysotile	26	Sq.Ft.
55	Caulk - On Interior Steel Sidelight Frame	Misc.	Category II Non-Friable	No	Yes	2%	Chrysotile	66	Sq.Ft.
56	Glazing - On Interior Steel Sidelight Frame	Misc.	Category II Non-Friable	Yes	Yes	2%	Chrysotile	5	Sq.Ft.
57	Sink Undercoating - Black	Surfacing	Category II Non-Friable	No	Yes	7%	Chrysotile	2	Sq.Ft.
58	Vinyl Sheet Flooring - Grey Wood like Appearance, Yellow Mastic	Misc.	No	No	No	---	None Detected	3595	Sq.Ft.
59	Plaster - Smooth	Surfacing	Yes	No	No	---	None Detected	20055	Sq.Ft.
60	Floor Tile & Mastic - 12in x 12 in White with Grey and Silver Streaks and Blotches	Misc.	Category I Non-Friable	No	Yes	T-ND, M-4-7%	Chrysotile	100	Sq.Ft.

** Non-Friable materials may become friable when damaged.*
*** May become regulated asbestos containing material (RACM) when damaged.*

Misc. = miscelleaneous material
Surfacing = surfacing material
Thermal = thermal system insulation
RACM = regulated asbestos containing material

Northern Analytical Services

14870 225th Avenue, Big Rapids, MI 49307 - (231) 268-0004 - Fax (866) 214-4739

Customer: Oscoda Area Schools
Building: Oscoda High School
Address: 3550 River Road
Oscoda, MI 48750

Printed: November 5, 2023

Material Report

Material Number	*Homogeneous Material Description*	*Category*	*Friability**	*RACM***	*Asbestos Detected*	*Percent Asbestos*	*Asbestos Type*	*Quantity*	*Units*
61	Ceiling Tile - 2ft x 4ft White with Varying Size Pinholes	Misc.	Yes	No	No	---	None Detected	6185	Sq.Ft.
62	Sink Undercoating - White	Surfacing	No	No	No	---	None Detected	7	Sq.Ft.
63	Caulk - On Interior Steel Window Frame	Misc.	Category II Non-Friable	No	Yes	3%	Chrysotile	7	Sq.Ft.
64	Glazing - On Interior Steel Window Frame	Misc.	Category II Non-Friable	Yes	Yes	5%	Chrysotile	6	Sq.Ft.
65	Ceramic Tile & Grout - 2ft x 1ft Grey Sandstone Appearance	Misc.	Category II Non-Friable	No	Yes	---	Assumed	216	Sq.Ft.
66	Acoustical Ceiling - White with Fluffy/Flakey Texture	Surfacing	Yes	No	No	---	None Detected	600	Sq.Ft.
67	Miscellaneous - Tar, Black, Clock/Speaker Backing	Misc.	Category II Non-Friable	No	Yes	7%	Chrysotile	70	Sq.Ft.
68	Floor Tile & Mastic - 12in x 12 in White with Purple, Dark Blue, and Grey Spots	Misc.	No	No	No	---	None Detected	150	Sq.Ft.
69	Floor Tile & Mastic - Grey with Dark Grey and White Streaks	Misc.	No	No	No	---	None Detected	150	Sq.Ft.
70	Acoustical Ceiling - White, Bumpy and Rough Texture	Surfacing	Yes	No	No	---	None Detected	12470	Sq.Ft.
71	Miscellaneous - Safe Door	Misc.	Category II Non-Friable	Yes	Yes	---	Assumed	1	Sq.Ft.
72	Miscellaneous - Fire Resistant File Cabinet	Misc.	Category II Non-Friable	Yes	Yes	---	Assumed	2	Sq.Ft.
73	Ceramic Tile & Grout - 1ft x 1ft Grey with White and Black Spots	Misc.	Category II Non-Friable	No	Yes	---	Assumed	900	Sq.Ft.
74	Ceramic Tile & Grout - 4in x 4in Green with White Flecks/Spots	Misc.	Category II Non-Friable	No	Yes	---	Assumed	1100	Sq.Ft.
75	Ceramic Block & Grout - 12in x 4in White	Misc.	Category II Non-Friable	No	Yes	---	Assumed	8770	Sq.Ft.

** Non-Friable materials may become friable when damaged.*
*** May become regulated asbestos containing material (RACM) when damaged.*

Misc. = miscelleaneous material
Surfacing = surfacing material
Thermal = thermal system insulation
RACM = regulated asbestos containing material

Northern Analytical Services

14870 225th Avenue, Big Rapids, MI 49307 - (231) 268-0004 - Fax (866) 214-4739

Customer: Oscoda Area Schools
Building: Oscoda High School
Address: 3550 River Road
Oscoda, MI 48750

Printed: November 5, 2023

Material Report

Material Number	*Homogeneous Material Description*	*Category*	*Friability**	*RACM***	*Asbestos Detected*	*Percent Asbestos*	*Asbestos Type*	*Quantity*	*Units*
76	Tar, Felt & Associated Mastic Layers Under Wood Floor - Wood Stands	Misc.	Category I Non-Friable	No	Yes	---	Assumed	600	Sq.Ft.
77	Glazing - On Non-Rated Wood Door with 1ft x 1ft Window	Misc.	No	No	No	---	None Detected	9	Sq.Ft.
78	Cement Board - Green With Holes	Misc.	Category II Non-Friable	Yes	Yes	15%	Chrysotile	3700	Sq.Ft.
79	Miscellaneous - Black Tar on Fiberglass Mats	Misc.	No	No	No	---	None Detected	13700	Sq.Ft.
80	Flooring-Carpet Glue - Yellow	Misc.	No	No	No	---	None Detected	2330	Sq.Ft.
81	Tar, Felt & Associated Mastic Layers Under Wood Floor -	Misc.	Category I Non-Friable	No	Yes	---	Assumed	13500	Sq.Ft.
82	Curtain - Black, Stage	Misc.	No	No	No	---	None Detected	2000	Sq.Ft.
83	Curtain - Blue, Stage	Misc.	No	No	No	---	None Detected	1000	Sq.Ft.
84	Ceramic Tile & Grout - 2in x 2in Tan	Misc.	No	No	No	---	None Detected	125	Sq.Ft.
85	Caulk - On Exterior Aluminum Storefront Frame	Misc.	Category II Non-Friable	No	Yes	2%	Chrysotile	4	Sq.Ft.
86	Glazing - On Exterior Aluminum Storefront Frame	Misc.	Category II Non-Friable	Yes	Yes	2%	Chrysotile	3	Sq.Ft.
87	Ceramic Tile & Grout - 1in x 1in Light Brown	Misc.	Category II Non-Friable	No	Yes	---	Assumed	585	Sq.Ft.
88	Floor Tile & Mastic - 12in x 12in White and Blue, Light Blue Flecks	Misc.	No	No	No	---	None Detected	3060	Sq.Ft.
89	Ceramic Tile & Grout - 1in x 1in Green and Teal with White Spots	Misc.	Category II Non-Friable	No	Yes	---	Assumed	9035	Sq.Ft.
90	Vinyl Sheet Flooring - Blue	Misc.	No	No	No	---	None Detected	830	Sq.Ft.

** Non-Friable materials may become friable when damaged.*
*** May become regulated asbestos containing material (RACM) when damaged.*

Misc. = miscelleaneous material
Surfacing = surfacing material
Thermal = thermal system insulation
RACM = regulated asbestos containing material

Northern Analytical Services

14870 225th Avenue, Big Rapids, MI 49307 - (231) 268-0004 - Fax (866) 214-4739

Customer: Oscoda Area Schools
Building: Oscoda High School
Address: 3550 River Road
Oscoda, MI 48750

Printed: November 5, 2023

Material Report

Material Number	Homogeneous Material Description	Category	Friability*	RACM**	Asbestos Detected	Percent Asbestos	Asbestos Type	Quantity	Units
91	Glazing - On Trophy Case, Brown/Grey, Brittle	Misc.	Category II Non-Friable	Yes	Yes	2%	Chrysotile	4	Sq.Ft.
92	Caulk - On Interior Aluminum Door Frame, Hard, Grey	Misc.	Category II Non-Friable	No	Yes	3%	Chrysotile	2	Sq.Ft.
93	Vibration Dampener Cloth - Black	Misc.	No	No	No	---	None Detected	2	Sq.Ft.
94	Caulk - Grey Ductwork	Misc.	No	No	No	---	None Detected	200	Sq.Ft.
95	Miscellaneous - Rope Gasket - Hurst Boiler	Misc.	Category II Non-Friable	No	Yes	---	Assumed	4	Sq.Ft.
96	Boiler Material (inside) - 2009 Hurst Boilers, 5ft x 10ft x 5ft.	Thermal	Yes	Yes	Yes	---	Assumed	500	Sq.Ft.
97	Boiler Material (inside) - Steam-Pak 1960, 6ft x 18ft x 6ft	Thermal	Yes	Yes	Yes	---	Assumed	504	Sq.Ft.
98	Boiler Insulation - Interior Jacketing - Steam Pak Boiler	Thermal	Yes	No	No	---	None Detected	Not Quantified	Sq.Ft.
99	Boiler Insulation - Interior Jacketing - Hurst Boiler	Thermal	Yes	No	No	---	None Detected	Not Quantified	Sq.Ft.
100	Pipe Insulation - Fiberglass	Thermal	Yes	No	No	---	None Detected	Not Quantified	Ln.Ft.
101	Miscellaneous - Fire Hose	Misc.	Category II Non-Friable	No	Yes	---	Assumed	5	Sq.Ft.
102	Miscellaneous - Rope Gasket, Spools	Misc.	Category II Non-Friable	No	Yes	---	Assumed	2	Sq.Ft.
103	Glazing - On Exterior Aluminum Window Frame	Misc.	Category II Non-Friable	Yes	Yes	2%	Chrysotile	1	Sq.Ft.
104	Miscellaneous - Brick and Mortar, Original Building	Misc.	No	No	No	---	None Detected	Not Quantified	Sq.Ft.
105	Caulk - Exterior Louver	Misc.	Category II Non-Friable	No	Yes	5%	Chrysotile	1	Sq.Ft.

** Non-Friable materials may become friable when damaged.*
*** May become regulated asbestos containing material (RACM) when damaged.*

Misc. = miscelleaneous material
Surfacing = surfacing material
Thermal = thermal system insulation
RACM = regulated asbestos containing material

Northern Analytical Services

14870 225th Avenue, Big Rapids, MI 49307 - (231) 268-0004 - Fax (866) 214-4739

Customer: Oscoda Area Schools
Building: Oscoda High School
Address: 3550 River Road
Oscoda, MI 48750

Printed: November 5, 2023

Material Report

Material Number	*Homogeneous Material Description*	*Category*	*Friability**	*RACM***	*Asbestos Detected*	*Percent Asbestos*	*Asbestos Type*	*Quantity*	*Units*
106	Texture - On Exterior Transite Panels	Surfacing	Yes	Yes	Yes	---	Assumed	2000	Sq.Ft.
107	Floor Tile & Mastic - 12in x 12in White w/ Grey & Silver Streaks & Blotches, Yellow Mastic	Misc.	No	No	No	---	None Detected	4090	Sq.Ft.
108	Cove Base - 4in Light Blue	Misc.	No	No	No	---	None Detected	50	Sq.Ft.
109	Floor Tile & Mastic - Assumed Under Cabinets	Misc.	Category I Non-Friable	No	Yes	---	Assumed	280	Sq.Ft.
110	Ceramic Tile & Grout - 4in x 6in Grey with Black Dots	Misc.	Category II Non-Friable	No	Yes	---	Assumed	30	Sq.Ft.
111	Laboratory Counter Top - Black	Misc.	Category II Non-Friable	Yes	Yes	---	Assumed	230	Sq.Ft.
112	Pipe Insulation-Assumed in Walls/Ceiling Cavities -	Thermal	Yes	Yes	Yes	---	Assumed	210	Ln.Ft.
113	Glue - Assumed Behind Visual Display Board	Misc.	Category II Non-Friable	No	Yes	---	Assumed	688	Sq.Ft.
114	Caulk - On Interior Steel Door Frame	Misc.	No	No	No	---	None Detected	19	Sq.Ft.
115	Fire Rated Door -	Misc.	Category II Non-Friable	Yes	Yes	---	Assumed	12	Each
116	Caulk - On Exterior Steel Door Frame	Misc.	No	No	No	---	None Detected	10	Sq.Ft.
117	Wood Door -	Misc.	Category II Non-Friable	Yes	Yes	---	Assumed	20	Sq.Ft.
118	Vibration Dampener Cloth - Black	Misc.	No	No	No	---	None Detected	3	Sq.Ft.
119	Caulk - On Exterior Wood Window Frame	Misc.	No	No	No	---	None Detected	4	Sq.Ft.
120	No Access -	Misc.	Yes	Yes	Yes	---	Assumed	0	Each

** Non-Friable materials may become friable when damaged.*
*** May become regulated asbestos containing material (RACM) when damaged.*

Misc. = miscelleaneous material
Surfacing = surfacing material
Thermal = thermal system insulation
RACM = regulated asbestos containing material

Northern Analytical Services

14870 225th Avenue, Big Rapids, MI 49307 - (231) 268-0004 - Fax (866) 214-4739

Customer: Oscoda Area Schools
Building: Oscoda High School
Address: 3550 River Road
Oscoda, MI 48750

Printed: November 5, 2023

Material Report

Material Number	*Homogeneous Material Description*	*Category*	*Friability**	*RACM***	*Asbestos Detected*	*Percent Asbestos*	*Asbestos Type*	*Quantity*	*Units*
121	Ceiling Tile - 2ft x 4ft White with Random Size Pinholes	Misc.	Yes	No	No	---	None Detected	1555	Sq.Ft.
122	Sink Undercoating - White	Surfacing	No	No	No	---	None Detected	1	Sq.Ft.
123	Ceramic Tile & Grout - 9in x 9in Grey with Dark Grey Dots	Misc.	Category II Non-Friable	No	Yes	---	Assumed	4510	Sq.Ft.
124	Cove Base - 4in Black	Misc.	No	No	No	---	None Detected	15	Sq.Ft.
125	Caulk - Expansion Joint	Misc.	No	No	No	---	None Detected	2	Sq.Ft.
126	Caulk - Interior Steel Window Frame	Misc.	No	No	No	---	None Detected	2	Sq.Ft.
127	Caulk - Grey, Ductwork	Misc.	No	No	No	---	None Detected	Not Quantified	Sq.Ft.
128	Ceramic Tile & Grout - 2in x 2in Tan	Misc.	Category II Non-Friable	No	Yes	---	Assumed	300	Sq.Ft.
129	Plaster - White with Rough Bumpy Texture	Surfacing	Yes	No	No	---	None Detected	900	Sq.Ft.
130	Brick & Mortar - Addition 1	Misc.	No	No	No	---	None Detected	Not Quantified	Sq.Ft.
131	Texture - On Soffits, Addition 1	Surfacing	Yes	No	No	---	None Detected	Not Quantified	Sq.Ft.
132	Ceramic Tile & Grout - 12in x 12in Tan	Misc.	Category II Non-Friable	Yes	Yes	---	Assumed	150	Sq.Ft.
133	Ceramic Tile & Grout - 1in x 1in Light Blue	Misc.	Category II Non-Friable	Yes	Yes	---	Assumed	225	Sq.Ft.

** Non-Friable materials may become friable when damaged.*
*** May become regulated asbestos containing material (RACM) when damaged.*

Misc. = miscelleaneous material
Surfacing = surfacing material
Thermal = thermal system insulation
RACM = regulated asbestos containing material

Oscoda Area Public Schools
Oscoda High School
Asbestos Containing Building Material Survey
Project No.: 230148
Report Date: November 5, 2023

Material # 1	Material # 2
Pipe Insulation-Mudded Fitting - Elbows and Hangers	Duct Work Insulation - Jacket Insulation
Asbestos Detected: Yes Asbestos Type: Amosite Percent Asbestos: CH-40%, A-5%	Asbestos Detected: Yes Asbestos Type: Chrysotile Percent Asbestos: 60%

Material # 3	Material # 4
Pipe Insulation - Roof Drain	Glued on Ceiling Tile - 1ft x 1ft White with Varying Size Pinholes
Asbestos Detected: Yes Asbestos Type: Amosite Percent Asbestos: CH-20%, A-5%	Asbestos Detected: Yes Asbestos Type: Amosite Percent Asbestos: T-2%, G-ND

Material # 5	Material # 6
Transite - Siding	Floor Tile & Mastic - 9in x 9in Green with White Streaks, Black Mastic
	
Asbestos Detected: Yes Asbestos Type: Assumed Percent Asbestos: ---	Asbestos Detected: Yes Asbestos Type: Chrysotile Percent Asbestos: T-3%, M-4%

Oscoda Area Public Schools
Oscoda High School
Asbestos Containing Building Material Survey
Project No.: 230148
Report Date: November 5, 2023

Material # 7	Material # 8
Vibration Dampener Cloth - White	Fume Hood -
Asbestos Detected: Yes Asbestos Type: Chrysotile Percent Asbestos: 40%	Asbestos Detected: Yes Asbestos Type: Assumed Percent Asbestos: ---

Material # 9	Material # 10
Fire Brick -	Fire Rated Door -
Asbestos Detected: Yes Asbestos Type: Assumed Percent Asbestos: ---	Asbestos Detected: Yes Asbestos Type: Assumed Percent Asbestos: ---

Material # 11	Material # 12
Caulk - On Exterior Aluminum Window Frame, Grey, Pliable	Laboratory Counter Top -
Asbestos Detected: No Asbestos Type: None Detected Percent Asbestos: ---	Asbestos Detected: Yes Asbestos Type: Assumed Percent Asbestos: ---

Oscoda Area Public Schools
Oscoda High School
Asbestos Containing Building Material Survey
Project No.: 230148
Report Date: November 5, 2023

Material # 13	Material # 14
Caulk - On Exterior Steel Door Frame, Grey, Brittle	Caulk - On Exterior Steel Sidelight, Grey, Brittle
Asbestos Detected: Yes Asbestos Type: Chrysotile Percent Asbestos: 5%	Asbestos Detected: Yes Asbestos Type: Chrysotile Percent Asbestos: 5%

Material # 15	Material # 16
Glazing - On Exterior Steel Sidelight, Grey, Brittle	Texture - Above Door Frame, White, Bumpy
Asbestos Detected: Yes Asbestos Type: Chrysotile Percent Asbestos: 5%	Asbestos Detected: Yes Asbestos Type: Chrysotile Percent Asbestos: 3%

Material # 17	Material # 18
Glazing - Door With Dual 2ft x 4ft Windows	Caulk - On Concrete Frame, Grey Pliable
Asbestos Detected: Yes Asbestos Type: Chrysotile Percent Asbestos: 5%	Asbestos Detected: No Asbestos Type: None Detected Percent Asbestos: ---

Oscoda Area Public Schools
Oscoda High School
Asbestos Containing Building Material Survey
Project No.: 230148
Report Date: November 5, 2023

Material # 19	Material # 20
Glazing - On Door with 2ft x 5ft Window	Caulk - On Exterior Steel Transom, Grey, Brittle
Asbestos Detected: Yes Asbestos Type: Chrysotile Percent Asbestos: 2%	Asbestos Detected: Yes Asbestos Type: Chrysotile Percent Asbestos: 5%

Material # 21	Material # 22
Cove Base - 4in Grey	Cove Base - 4in Light Blue
Asbestos Detected: No Asbestos Type: None Detected Percent Asbestos: ---	Asbestos Detected: No Asbestos Type: None Detected Percent Asbestos: ---

Material # 23	Material # 24
Ceramic Block & Grout - 18in x 4in Grey	Drywall & Joint Compound -
Asbestos Detected: Yes Asbestos Type: Assumed Percent Asbestos: ---	Asbestos Detected: No Asbestos Type: None Detected Percent Asbestos: ---

Material # 25	Material # 26
Glue - Assumed Behind Visual Display Board	Floor Tile & Mastic - Assumed Under Cabinets and Heaters
	
Asbestos Detected: Yes Asbestos Type: Assumed Percent Asbestos: ---	Asbestos Detected: Yes Asbestos Type: Assumed Percent Asbestos: ---

Material # 27	Material # 28
Wood Door - Solid Wood	Glazing - On Interior Steel Storefront Frame
	
Asbestos Detected: Yes Asbestos Type: Assumed Percent Asbestos: ---	Asbestos Detected: Yes Asbestos Type: Chrysotile Percent Asbestos: 2%

Material # 29	Material # 30
Floor Tile & Mastic - 9in x 9in Tan with Brown and White Streaks, Black Mastic	Caulk - On Interior Steel Door Frame, Grey, Brittle
Asbestos Detected: Yes Asbestos Type: Chrysotile Percent Asbestos: T-4%, M-7%	Asbestos Detected: Yes Asbestos Type: Chrysotile Percent Asbestos: 2%

Material # 31	Material # 32
Floor Tile & Mastic - 9in x 9in Red with White and Brown Streaks, Black Mastic	Ceramic Tile - 4in x 4in White
Asbestos Detected: Yes Asbestos Type: Chrysotile Percent Asbestos: T-4%, M-5%	Asbestos Detected: Yes Asbestos Type: Assumed Percent Asbestos: ---

Material # 33	Material # 34
Pipe Insulation-Assumed in Walls/Ceiling Cavities -	No Access - No Access
	
Asbestos Detected: Yes Asbestos Type: Assumed Percent Asbestos: ---	Asbestos Detected: Yes Asbestos Type: Assumed Percent Asbestos: ---

Material # 35	Material # 36
Cove Base - 4in Black	Ceramic Tile & Grout - 2ft x 1 ft Grey
Asbestos Detected: No Asbestos Type: None Detected Percent Asbestos: ---	Asbestos Detected: Yes Asbestos Type: Assumed Percent Asbestos: ---

Material # 37	Material # 38
Caulk - On Bathroom Stalls	Caulk - Expansion Joint, Grey Brittle
Asbestos Detected: No Asbestos Type: None Detected Percent Asbestos: ---	Asbestos Detected: Yes Asbestos Type: Chrysotile Percent Asbestos: 2%

Material # 39	Material # 40
Ceiling Tile - 2ft x 2ft White Pinholes with Random Gouges	Caulk - On Interior Steel Storefront Frame
Asbestos Detected: No Asbestos Type: None Detected Percent Asbestos: ---	Asbestos Detected: Yes Asbestos Type: Chrysotile Percent Asbestos: 2%

Material # 41	Material # 42
Tank Insulation - White	Glue - Black, Behind Fiberglass/Jacket Insulation
Asbestos Detected: Yes Asbestos Type: Amosite Percent Asbestos: CH-20%, A-25%	Asbestos Detected: Yes Asbestos Type: Chrysotile Percent Asbestos: 5%

Material # 43

Caulk - Brown, Brittle, Duct Work Caulk

Asbestos Detected: Yes
Asbestos Type: Chrysotile
Percent Asbestos: 2%

Material # 44

Miscellaneous - Assumed Water Gaskets

Asbestos Detected: Yes
Asbestos Type: Assumed
Percent Asbestos: ---

Material # 45

Miscellaneous - Black Tar on Tunnel Wall

Asbestos Detected: Yes
Asbestos Type: Chrysotile
Percent Asbestos: 5%

Material # 46

Floor Tile & Mastic - 9in x 9in Light Green with Dark Green and Grey Streaks, Black Mastic

Asbestos Detected: Yes
Asbestos Type: Chrysotile
Percent Asbestos: T-3%, M-5%

Material # 47

Sink Undercoating - Pink

Asbestos Detected: No
Asbestos Type: None Detected
Percent Asbestos: ---

Material # 48

Floor Tile & Mastic - 12in x 12in Greyish Blue w/ Red, Blue, & White Streaks, Black Mastic

Asbestos Detected: Yes
Asbestos Type: Chrysotile
Percent Asbestos: T-ND, M-4-7%

Oscoda Area Public Schools
Oscoda High School
Asbestos Containing Building Material Survey
Project No.: 230148
Report Date: November 5, 2023

Material # 49	Material # 50
Flooring - Terrazzo, Yellowish Tan	Flooring Layer Assumed Under Surface Layer -
Asbestos Detected: No Asbestos Type: None Detected Percent Asbestos: ---	Asbestos Detected: Yes Asbestos Type: Assumed Percent Asbestos: ---

Material # 51	Material # 52
Caulk - On Exterior Aluminum Window Frame, Grey, Brittle	Ceramic Tile & Grout - 2in x 2in Blue and Light Blue with White Flecks
Asbestos Detected: Yes Asbestos Type: Chrysotile Percent Asbestos: 3%	Asbestos Detected: No Asbestos Type: None Detected Percent Asbestos: ---

Material # 53	Material # 54
Miscellaneous - Tack Board	Light Backing - Silver
Asbestos Detected: Yes Asbestos Type: Assumed Percent Asbestos: ---	Asbestos Detected: Yes Asbestos Type: Chrysotile Percent Asbestos: 85%

Material # 55	Material # 56
Caulk - On Interior Steel Sidelight Frame	Glazing - On Interior Steel Sidelight Frame
Asbestos Detected: Yes Asbestos Type: Chrysotile Percent Asbestos: 2%	Asbestos Detected: Yes Asbestos Type: Chrysotile Percent Asbestos: 2%

Material # 57	Material # 58
Sink Undercoating - Black	Vinyl Sheet Flooring - Grey Wood like Appearance, Yellow Mastic
	
Asbestos Detected: Yes Asbestos Type: Chrysotile Percent Asbestos: 7%	Asbestos Detected: No Asbestos Type: None Detected Percent Asbestos: ---

Material # 59	Material # 60
Plaster - Smooth	Floor Tile & Mastic - 12in x 12 in White with Grey and Silver Streaks and Blotches
Asbestos Detected: No Asbestos Type: None Detected Percent Asbestos: ---	Asbestos Detected: Yes Asbestos Type: Chrysotile Percent Asbestos: T-ND, M-4-7%

Material # 61	Material # 62
Ceiling Tile - 2ft x 4ft White with Varying Size Pinholes	Sink Undercoating - White
Asbestos Detected: No Asbestos Type: None Detected Percent Asbestos: ---	Asbestos Detected: No Asbestos Type: None Detected Percent Asbestos: ---

Material # 63	Material # 64
Caulk - On Interior Steel Window Frame	Glazing - On Interior Steel Window Frame
Asbestos Detected: Yes Asbestos Type: Chrysotile Percent Asbestos: 3%	Asbestos Detected: Yes Asbestos Type: Chrysotile Percent Asbestos: 5%

Material # 65	Material # 66
Ceramic Tile & Grout - 2ft x 1ft Grey Sandstone Appearance	Acoustical Ceiling - White with Fluffy/Flakey Texture
Asbestos Detected: Yes Asbestos Type: Assumed Percent Asbestos: ---	Asbestos Detected: No Asbestos Type: None Detected Percent Asbestos: ---

Material # 67	Material # 68
Miscellaneous - Tar, Black, Clock/Speaker Backing	Floor Tile & Mastic - 12in x 12 in White with Purple, Dark Blue, and Grey Spots
Asbestos Detected: Yes Asbestos Type: Chrysotile Percent Asbestos: 7%	Asbestos Detected: No Asbestos Type: None Detected Percent Asbestos: ---

Material # 69	Material # 70
Floor Tile & Mastic - Grey with Dark Grey and White Streaks	Acoustical Ceiling - White, Bumpy and Rough Texture
Asbestos Detected: No Asbestos Type: None Detected Percent Asbestos: ---	Asbestos Detected: No Asbestos Type: None Detected Percent Asbestos: ---

Material # 71	Material # 72
Miscellaneous - Safe Door	Miscellaneous - Fire Resistant File Cabinet
Asbestos Detected: Yes Asbestos Type: Assumed Percent Asbestos: ---	Asbestos Detected: Yes Asbestos Type: Assumed Percent Asbestos: ---

Material # 73	Material # 74
Ceramic Tile & Grout - 1ft x 1ft Grey with White and Black Spots	Ceramic Tile & Grout - 4in x 4in Green with White Flecks/Spots
Asbestos Detected: Yes Asbestos Type: Assumed Percent Asbestos: ---	Asbestos Detected: Yes Asbestos Type: Assumed Percent Asbestos: ---

Material # 75	Material # 76
Ceramic Block & Grout - 12in x 4in White	Tar, Felt & Associated Mastic Layers Under Wood Floor - Wood Stands
Asbestos Detected: Yes Asbestos Type: Assumed Percent Asbestos: ---	Asbestos Detected: Yes Asbestos Type: Assumed Percent Asbestos: ---

Material # 77	Material # 78
Glazing - On Non-Rated Wood Door with 1ft x 1ft Window	Cement Board - Green With Holes
	
Asbestos Detected: No Asbestos Type: None Detected Percent Asbestos: ---	Asbestos Detected: Yes Asbestos Type: Chrysotile Percent Asbestos: 15%

Material # 79	Material # 80
Miscellaneous - Black Tar on Fiberglass Mats	Flooring-Carpet Glue - Yellow
Asbestos Detected: No Asbestos Type: None Detected Percent Asbestos: ---	Asbestos Detected: No Asbestos Type: None Detected Percent Asbestos: ---

Material # 81	Material # 82
Tar, Felt & Associated Mastic Layers Under Wood Floor -	Curtain - Black, Stage
Asbestos Detected: Yes Asbestos Type: Assumed Percent Asbestos: ---	Asbestos Detected: No Asbestos Type: None Detected Percent Asbestos: ---

Material # 83	Material # 84
Curtain - Blue, Stage	Ceramic Tile & Grout - 2in x 2in Tan
Asbestos Detected: No Asbestos Type: None Detected Percent Asbestos: ---	Asbestos Detected: No Asbestos Type: None Detected Percent Asbestos: ---

Material # 85	Material # 86
Caulk - On Exterior Aluminum Storefront Frame	Glazing - On Exterior Aluminum Storefront Frame
Asbestos Detected: Yes Asbestos Type: Chrysotile Percent Asbestos: 2%	Asbestos Detected: Yes Asbestos Type: Chrysotile Percent Asbestos: 2%

Material # 87	Material # 88
Ceramic Tile & Grout - 1in x 1in Light Brown	Floor Tile & Mastic - 12in x 12in White and Blue, Light Blue Flecks
Asbestos Detected: Yes Asbestos Type: Assumed Percent Asbestos: ---	Asbestos Detected: No Asbestos Type: None Detected Percent Asbestos: ---

Material # 89	Material # 90
Ceramic Tile & Grout - 1in x 1in Green and Teal with White Spots	Vinyl Sheet Flooring - Blue
Asbestos Detected: Yes Asbestos Type: Assumed Percent Asbestos: ---	Asbestos Detected: No Asbestos Type: None Detected Percent Asbestos: ---

Material # 91	Material # 92
Glazing - On Trophy Case, Brown/Grey, Brittle	Caulk - On Interior Aluminum Door Frame, Hard, Grey
Asbestos Detected: Yes Asbestos Type: Chrysotile Percent Asbestos: 2%	Asbestos Detected: Yes Asbestos Type: Chrysotile Percent Asbestos: 3%

Material # 93	Material # 94
Vibration Dampener Cloth - Black	Caulk - Grey Ductwork
Asbestos Detected: No Asbestos Type: None Detected Percent Asbestos: ---	Asbestos Detected: No Asbestos Type: None Detected Percent Asbestos: ---

Material # 95	Material # 96
Miscellaneous - Rope Gasket - Hurst Boiler	Boiler Material (inside) - 2009 Hurst Boilers, 5ft x 10ft x 5ft.
Asbestos Detected: Yes Asbestos Type: Assumed Percent Asbestos: ---	Asbestos Detected: Yes Asbestos Type: Assumed Percent Asbestos: ---

Material # 97	Material # 98
Boiler Material (inside) - Steam-Pak 1960, 6ft x 18ft x 6ft	Boiler Insulation - Interior Jacketing - Steam Pak Boiler
Asbestos Detected: Yes Asbestos Type: Assumed Percent Asbestos: ---	Asbestos Detected: No Asbestos Type: None Detected Percent Asbestos: ---

Material # 99	Material # 100
Boiler Insulation - Interior Jacketing - Hurst Boiler	Pipe Insulation - Fiberglass
Asbestos Detected: No Asbestos Type: None Detected Percent Asbestos: ---	Asbestos Detected: No Asbestos Type: None Detected Percent Asbestos: ---

Material # 101	Material # 102
Miscellaneous - Fire Hose	Miscellaneous - Rope Gasket, Spools
Asbestos Detected: Yes Asbestos Type: Assumed Percent Asbestos: ---	Asbestos Detected: Yes Asbestos Type: Assumed Percent Asbestos: ---

Oscoda Area Public Schools
Oscoda High School
Asbestos Containing Building Material Survey
Project No.: 230148
Report Date: November 5, 2023

Material # 103	Material # 104
Glazing - On Exterior Aluminum Window Frame	Miscellaneous - Brick and Mortar, Original Building
Asbestos Detected: Yes Asbestos Type: Chrysotile Percent Asbestos: 2%	Asbestos Detected: No Asbestos Type: None Detected Percent Asbestos: ---

Material # 105	Material # 106
Caulk - Exterior Louver	Texture - On Exterior Transite Panels
NORTHERN Analytical ENVIRONMENTAL CONSULTANTS	
Asbestos Detected: Yes Asbestos Type: Chrysotile Percent Asbestos: 5%	Asbestos Detected: Yes Asbestos Type: Assumed Percent Asbestos: ---

Material # 107	Material # 108
Floor Tile & Mastic - 12in x 12in White w/ Grey & Silver Streaks & Blotches, Yellow Mastic	Cove Base - 4in Light Blue
Asbestos Detected: No Asbestos Type: None Detected Percent Asbestos: ---	Asbestos Detected: No Asbestos Type: None Detected Percent Asbestos: ---

Material # 109	Material # 110
Floor Tile & Mastic - Assumed Under Cabinets	Ceramic Tile & Grout - 4in x 6in Grey with Black Dots
Asbestos Detected: Yes Asbestos Type: Assumed Percent Asbestos: ---	Asbestos Detected: Yes Asbestos Type: Assumed Percent Asbestos: ---

Material # 111	Material # 112
Laboratory Counter Top - Black	Pipe Insulation-Assumed in Walls/Ceiling Cavities -
Asbestos Detected: Yes Asbestos Type: Assumed Percent Asbestos: ---	Asbestos Detected: Yes Asbestos Type: Assumed Percent Asbestos: ---

Material # 113	Material # 114
Glue - Assumed Behind Visual Display Board	Caulk - On Interior Steel Door Frame
Asbestos Detected: Yes Asbestos Type: Assumed Percent Asbestos: ---	Asbestos Detected: No Asbestos Type: None Detected Percent Asbestos: ---

Oscoda Area Public Schools
Oscoda High School
Asbestos Containing Building Material Survey
Project No.: 230148
Report Date: November 5, 2023

Material # 115	Material # 116
Fire Rated Door -	Caulk - On Exterior Steel Door Frame
Asbestos Detected: Yes Asbestos Type: Assumed Percent Asbestos: ---	Asbestos Detected: No Asbestos Type: None Detected Percent Asbestos: ---

Material # 117	Material # 118
Wood Door -	Vibration Dampener Cloth - Black
Asbestos Detected: Yes Asbestos Type: Assumed Percent Asbestos: ---	Asbestos Detected: No Asbestos Type: None Detected Percent Asbestos: ---

Material # 119	Material # 120
Caulk - On Exterior Wood Window Frame	No Access -
	NORTHERN Analytical ENVIRONMENTAL CONSULTANTS
Asbestos Detected: No Asbestos Type: None Detected Percent Asbestos: ---	Asbestos Detected: Yes Asbestos Type: Assumed Percent Asbestos: ---

Material # 121	Material # 122
Ceiling Tile - 2ft x 4ft White with Random Size Pinholes	Sink Undercoating - White
Asbestos Detected: No Asbestos Type: None Detected Percent Asbestos: ---	Asbestos Detected: No Asbestos Type: None Detected Percent Asbestos: ---

Material # 123	Material # 124
Ceramic Tile & Grout - 9in x 9in Grey with Dark Grey Dots	Cove Base - 4in Black
	
Asbestos Detected: Yes Asbestos Type: Assumed Percent Asbestos: ---	Asbestos Detected: No Asbestos Type: None Detected Percent Asbestos: ---

Material # 125	Material # 126
Caulk - Expansion Joint	Caulk - Interior Steel Window Frame
Asbestos Detected: No Asbestos Type: None Detected Percent Asbestos: ---	Asbestos Detected: No Asbestos Type: None Detected Percent Asbestos: ---

Material # 127	Material # 128
Caulk - Grey, Ductwork	Ceramic Tile & Grout - 2in x 2in Tan
Asbestos Detected: No Asbestos Type: None Detected Percent Asbestos: ---	Asbestos Detected: Yes Asbestos Type: Assumed Percent Asbestos: ---

Material # 129	Material # 130
Plaster - White with Rough Bumpy Texture	Brick & Mortar - Addition 1
Asbestos Detected: No Asbestos Type: None Detected Percent Asbestos: ---	Asbestos Detected: No Asbestos Type: None Detected Percent Asbestos: ---

Material # 131	Material # 132
Texture - On Soffits, Addition 1	Ceramic Tile & Grout - 12in x 12in Tan
	NORTHERN Analytical ENVIRONMENTAL CONSULTANTS
Asbestos Detected: No Asbestos Type: None Detected Percent Asbestos: ---	Asbestos Detected: Yes Asbestos Type: Assumed Percent Asbestos: ---

Oscoda Area Public Schools
Oscoda High School
Asbestos Containing Building Material Survey
Project No.: 230148
Report Date: November 5, 2023

Material # 133
Ceramic Tile & Grout - 1in x 1in Light Blue
Asbestos Detected: Yes Asbestos Type: Assumed Percent Asbestos: ---

Inspection Report

Northern Analytical Services

14870 225th Avenue, Big Rapids, MI 49307 - (231) 268-0004 - Fax (866) 214-4739

Customer: Oscoda Area Schools
Building: Oscoda High School
Address: 3550 River Road
Oscoda, MI 48750

Printed: November 5, 2023

Inspection Report

Room Number	*Material Number*	*Homogeneous Material Description*	*Asbestos Detected*	*Asbestos Type*	*Quantity*	*Units*	*Comments*
101	4	Glued on Ceiling Tile - 1ft x 1ft White with Varying Size Pinholes	Yes	Amosite	900	Sq.Ft.	
101	5	Transite - Siding	Yes	Assumed	10	Sq.Ft.	On Door Frame
101	6	Floor Tile & Mastic - 9in x 9in Green with White Streaks, Black Mastic	Yes	Chrysotile	900	Sq.Ft.	
101	11	Caulk - On Exterior Aluminum Window Frame, Grey, Pliable	No	None Detected	1	Sq.Ft.	1 Unit 8ft x 32ft 1 Unit 8ft x 7 ft
101	21	Cove Base - 4in Grey	No	None Detected	5	Sq.Ft.	
101	22	Cove Base - 4in Light Blue	No	None Detected	5	Sq.Ft.	
101	23	Ceramic Block & Grout - 18in x 4in Grey	Yes	Assumed	25	Sq.Ft.	As Cove Base on North and East Walls
101	24	Drywall & Joint Compound -	No	None Detected	1070	Sq.Ft.	South Wall and Above Ceiling
101	25	Glue - Assumed Behind Visual Display Board	Yes	Assumed	160	Sq.Ft.	105 on East Wall 55 on West Wall
101	26	Floor Tile & Mastic - Assumed Under Cabinets and Heaters	Yes	Assumed	75	Sq.Ft.	West Wall
101	27	Wood Door - Solid Wood	Yes	Assumed	1	Sq.Ft.	
101	28	Glazing - On Interior Steel Storefront Frame	Yes	Chrysotile	1	Sq.Ft.	
102	4	Glued on Ceiling Tile - 1ft x 1ft White with Varying Size Pinholes	Yes	Amosite	730	Sq.Ft.	
102	5	Transite - Siding	Yes	Assumed	30	Sq.Ft.	North Wall
102	21	Cove Base - 4in Grey	No	None Detected	5	Sq.Ft.	
102	23	Ceramic Block & Grout - 18in x 4in Grey	Yes	Assumed	10	Sq.Ft.	As Cove Base on East, South, and West Walls

Northern Analytical Services

14870 225th Avenue, Big Rapids, MI 49307 - (231) 268-0004 - Fax (866) 214-4739

Customer: Oscoda Area Schools
Building: Oscoda High School
Address: 3550 River Road
Oscoda, MI 48750

Printed: November 5, 2023

Inspection Report

Room Number	*Material Number*	*Homogeneous Material Description*	*Asbestos Detected*	*Asbestos Type*	*Quantity*	*Units*	*Comments*
102	24	Drywall & Joint Compound -	No	None Detected	730	Sq.Ft.	Above Ceiling
102	25	Glue - Assumed Behind Visual Display Board	Yes	Assumed	200	Sq.Ft.	East and West Walls
102	26	Floor Tile & Mastic - Assumed Under Cabinets and Heaters	Yes	Assumed	50	Sq.Ft.	At North Wall
102	27	Wood Door - Solid Wood	Yes	Assumed	1	Sq.Ft.	
102	29	Floor Tile & Mastic - 9in x 9in Tan with Brown and White Streaks, Black Mastic	Yes	Chrysotile	730	Sq.Ft.	
103	1	Pipe Insulation-Mudded Fitting - Elbows and Hangers	Yes	Amosite	5	Ln.Ft.	
103	4	Glued on Ceiling Tile - 1ft x 1ft White with Varying Size Pinholes	Yes	Amosite	730	Sq.Ft.	
103	5	Transite - Siding	Yes	Assumed	30	Sq.Ft.	North Wall
103	21	Cove Base - 4in Grey	No	None Detected	5	Sq.Ft.	
103	23	Ceramic Block & Grout - 18in x 4in Grey	Yes	Assumed	10	Sq.Ft.	As Cove Base on East, South, and West Walls
103	24	Drywall & Joint Compound -	No	None Detected	730	Sq.Ft.	Above Ceiling
103	25	Glue - Assumed Behind Visual Display Board	Yes	Assumed	200	Sq.Ft.	East and West Walls
103	26	Floor Tile & Mastic - Assumed Under Cabinets and Heaters	Yes	Assumed	50	Sq.Ft.	At North Wall
103	27	Wood Door - Solid Wood	Yes	Assumed	1	Sq.Ft.	
103	29	Floor Tile & Mastic - 9in x 9in Tan with Brown and White Streaks, Black Mastic	Yes	Chrysotile	730	Sq.Ft.	
104	4	Glued on Ceiling Tile - 1ft x 1ft White with Varying Size Pinholes	Yes	Amosite	540	Sq.Ft.	

Northern Analytical Services

14870 225th Avenue, Big Rapids, MI 49307 - (231) 268-0004 - Fax (866) 214-4739

Customer: Oscoda Area Schools
Building: Oscoda High School
Address: 3550 River Road
Oscoda, MI 48750

Printed: November 5, 2023

Inspection Report

Room Number	*Material Number*	*Homogeneous Material Description*	*Asbestos Detected*	*Asbestos Type*	*Quantity*	*Units*	*Comments*
104	5	Transite - Siding	Yes	Assumed	10	Sq.Ft.	North Wall
104	21	Cove Base - 4in Grey	No	None Detected	5	Sq.Ft.	
104	23	Ceramic Block & Grout - 18in x 4in Grey	Yes	Assumed	10	Sq.Ft.	As Cove Base on East, South, and West Walls
104	24	Drywall & Joint Compound -	No	None Detected	540	Sq.Ft.	Above Ceiling
104	25	Glue - Assumed Behind Visual Display Board	Yes	Assumed	200	Sq.Ft.	East and West Walls
104	26	Floor Tile & Mastic - Assumed Under Cabinets and Heaters	Yes	Assumed	50	Sq.Ft.	At North Wall
104	27	Wood Door - Solid Wood	Yes	Assumed	1	Sq.Ft.	
104	29	Floor Tile & Mastic - 9in x 9in Tan with Brown and White Streaks, Black Mastic	Yes	Chrysotile	540	Sq.Ft.	
105	4	Glued on Ceiling Tile - 1ft x 1ft White with Varying Size Pinholes	Yes	Amosite	540	Sq.Ft.	
105	5	Transite - Siding	Yes	Assumed	10	Sq.Ft.	North Wall
105	21	Cove Base - 4in Grey	No	None Detected	5	Sq.Ft.	
105	23	Ceramic Block & Grout - 18in x 4in Grey	Yes	Assumed	10	Sq.Ft.	As Cove Base on East, South, and West Walls
105	24	Drywall & Joint Compound -	No	None Detected	540	Sq.Ft.	Above Ceiling
105	25	Glue - Assumed Behind Visual Display Board	Yes	Assumed	200	Sq.Ft.	East and West Walls
105	26	Floor Tile & Mastic - Assumed Under Cabinets and Heaters	Yes	Assumed	50	Sq.Ft.	At North Wall
105	27	Wood Door - Solid Wood	Yes	Assumed	1	Sq.Ft.	

Northern Analytical Services

14870 225th Avenue, Big Rapids, MI 49307 - (231) 268-0004 - Fax (866) 214-4739

Customer: Oscoda Area Schools
Building: Oscoda High School
Address: 3550 River Road
Oscoda, MI 48750

Printed: November 5, 2023

Inspection Report

Room Number	*Material Number*	*Homogeneous Material Description*	*Asbestos Detected*	*Asbestos Type*	*Quantity*	*Units*	*Comments*
105	29	Floor Tile & Mastic - 9in x 9in Tan with Brown and White Streaks, Black Mastic	Yes	Chrysotile	540	Sq.Ft.	
106	4	Glued on Ceiling Tile - 1ft x 1ft White with Varying Size Pinholes	Yes	Amosite	540	Sq.Ft.	
106	5	Transite - Siding	Yes	Assumed	10	Sq.Ft.	North Wall
106	21	Cove Base - 4in Grey	No	None Detected	5	Sq.Ft.	
106	23	Ceramic Block & Grout - 18in x 4in Grey	Yes	Assumed	10	Sq.Ft.	As Cove Base on East, South, and West Walls
106	24	Drywall & Joint Compound -	No	None Detected	540	Sq.Ft.	Above Ceiling
106	25	Glue - Assumed Behind Visual Display Board	Yes	Assumed	200	Sq.Ft.	East and West Walls
106	26	Floor Tile & Mastic - Assumed Under Cabinets and Heaters	Yes	Assumed	50	Sq.Ft.	At North Wall
106	27	Wood Door - Solid Wood	Yes	Assumed	1	Sq.Ft.	
106	29	Floor Tile & Mastic - 9in x 9in Tan with Brown and White Streaks, Black Mastic	Yes	Chrysotile	540	Sq.Ft.	
107	1	Pipe Insulation-Mudded Fitting - Elbows and Hangers	Yes	Amosite	10	Ln.Ft.	5 Fittings and 5 Hangers
107	4	Glued on Ceiling Tile - 1ft x 1ft White with Varying Size Pinholes	Yes	Amosite	1050	Sq.Ft.	Some Damaged Tile
107	6	Floor Tile & Mastic - 9in x 9in Green with White Streaks, Black Mastic	Yes	Chrysotile	1050	Sq.Ft.	
107	22	Cove Base - 4in Light Blue	No	None Detected	10	Sq.Ft.	
107	23	Ceramic Block & Grout - 18in x 4in Grey	Yes	Assumed	10	Sq.Ft.	As Cove Base On West Wall
107	24	Drywall & Joint Compound -	No	None Detected	430	Sq.Ft.	Closet Wall, North Wall, and South Wall

Northern Analytical Services

14870 225th Avenue, Big Rapids, MI 49307 - (231) 268-0004 - Fax (866) 214-4739

Customer: Oscoda Area Schools
Building: Oscoda High School
Address: 3550 River Road
Oscoda, MI 48750

Printed: November 5, 2023

Inspection Report

Room Number	*Material Number*	*Homogeneous Material Description*	*Asbestos Detected*	*Asbestos Type*	*Quantity*	*Units*	*Comments*
107	25	Glue - Assumed Behind Visual Display Board	Yes	Assumed	350	Sq.Ft.	200 on West Wall 50 on East Wall and 100 on South Wall
107	27	Wood Door - Solid Wood	Yes	Assumed	2	Sq.Ft.	
107	32	Ceramic Tile - 4in x 4in White	Yes	Assumed	50	Sq.Ft.	West Wall
107	33	Pipe Insulation-Assumed in Walls/Ceiling Cavities -	Yes	Assumed	10	Ln.Ft.	Sinks at North and West Wall
108	4	Glued on Ceiling Tile - 1ft x 1ft White with Varying Size Pinholes	Yes	Amosite	750	Sq.Ft.	
108	5	Transite - Siding	Yes	Assumed	30	Sq.Ft.	North Wall
108	21	Cove Base - 4in Grey	No	None Detected	5	Sq.Ft.	
108	23	Ceramic Block & Grout - 18in x 4in Grey	Yes	Assumed	10	Sq.Ft.	As Cove Base on East, South, and West Walls
108	24	Drywall & Joint Compound -	No	None Detected	750	Sq.Ft.	Above Ceiling
108	25	Glue - Assumed Behind Visual Display Board	Yes	Assumed	200	Sq.Ft.	East and West Walls
108	26	Floor Tile & Mastic - Assumed Under Cabinets and Heaters	Yes	Assumed	50	Sq.Ft.	At North Wall
108	27	Wood Door - Solid Wood	Yes	Assumed	1	Sq.Ft.	
108	30	Caulk - On Interior Steel Door Frame, Grey, Brittle	Yes	Chrysotile	1	Sq.Ft.	
108	31	Floor Tile & Mastic - 9in x 9in Red with White and Brown Streaks, Black Mastic	Yes	Chrysotile	750	Sq.Ft.	
109	4	Glued on Ceiling Tile - 1ft x 1ft White with Varying Size Pinholes	Yes	Amosite	750	Sq.Ft.	
109	5	Transite - Siding	Yes	Assumed	30	Sq.Ft.	North Wall

Northern Analytical Services

14870 225th Avenue, Big Rapids, MI 49307 - (231) 268-0004 - Fax (866) 214-4739

Customer: Oscoda Area Schools
Building: Oscoda High School
Address: 3550 River Road
Oscoda, MI 48750

Printed: November 5, 2023

Inspection Report

Room Number	*Material Number*	*Homogeneous Material Description*	*Asbestos Detected*	*Asbestos Type*	*Quantity*	*Units*	*Comments*
109	21	Cove Base - 4in Grey	No	None Detected	5	Sq.Ft.	
109	23	Ceramic Block & Grout - 18in x 4in Grey	Yes	Assumed	10	Sq.Ft.	As Cove Base on East, South, and West Walls
109	24	Drywall & Joint Compound -	No	None Detected	750	Sq.Ft.	Above Ceiling
109	25	Glue - Assumed Behind Visual Display Board	Yes	Assumed	200	Sq.Ft.	East and West Walls
109	26	Floor Tile & Mastic - Assumed Under Cabinets and Heaters	Yes	Assumed	50	Sq.Ft.	At North Wall
109	27	Wood Door - Solid Wood	Yes	Assumed	1	Sq.Ft.	
109	30	Caulk - On Interior Steel Door Frame, Grey, Brittle	Yes	Chrysotile	1	Sq.Ft.	
109	31	Floor Tile & Mastic - 9in x 9in Red with White and Brown Streaks, Black Mastic	Yes	Chrysotile	750	Sq.Ft.	
110	4	Glued on Ceiling Tile - 1ft x 1ft White with Varying Size Pinholes	Yes	Amosite	750	Sq.Ft.	
110	5	Transite - Siding	Yes	Assumed	30	Sq.Ft.	North Wall
110	21	Cove Base - 4in Grey	No	None Detected	5	Sq.Ft.	
110	23	Ceramic Block & Grout - 18in x 4in Grey	Yes	Assumed	10	Sq.Ft.	As Cove Base on East, South, and West Walls
110	24	Drywall & Joint Compound -	No	None Detected	750	Sq.Ft.	Above Ceiling
110	25	Glue - Assumed Behind Visual Display Board	Yes	Assumed	200	Sq.Ft.	East and West Walls
110	26	Floor Tile & Mastic - Assumed Under Cabinets and Heaters	Yes	Assumed	50	Sq.Ft.	At North Wall
110	27	Wood Door - Solid Wood	Yes	Assumed	1	Sq.Ft.	

Northern Analytical Services

14870 225th Avenue, Big Rapids, MI 49307 - (231) 268-0004 - Fax (866) 214-4739

Customer: Oscoda Area Schools
Building: Oscoda High School
Address: 3550 River Road
Oscoda, MI 48750

Printed: November 5, 2023

Inspection Report

Room Number	*Material Number*	*Homogeneous Material Description*	*Asbestos Detected*	*Asbestos Type*	*Quantity*	*Units*	*Comments*
110	30	Caulk - On Interior Steel Door Frame, Grey, Brittle	Yes	Chrysotile	1	Sq.Ft.	
110	31	Floor Tile & Mastic - 9in x 9in Red with White and Brown Streaks, Black Mastic	Yes	Chrysotile	750	Sq.Ft.	
111	4	Glued on Ceiling Tile - 1ft x 1ft White with Varying Size Pinholes	Yes	Amosite	750	Sq.Ft.	
111	5	Transite - Siding	Yes	Assumed	30	Sq.Ft.	North Wall
111	21	Cove Base - 4in Grey	No	None Detected	5	Sq.Ft.	
111	23	Ceramic Block & Grout - 18in x 4in Grey	Yes	Assumed	10	Sq.Ft.	As Cove Base on East, South, and West Walls
111	24	Drywall & Joint Compound -	No	None Detected	750	Sq.Ft.	Above Ceiling
111	25	Glue - Assumed Behind Visual Display Board	Yes	Assumed	200	Sq.Ft.	East and West Walls
111	26	Floor Tile & Mastic - Assumed Under Cabinets and Heaters	Yes	Assumed	50	Sq.Ft.	At North Wall
111	27	Wood Door - Solid Wood	Yes	Assumed	1	Sq.Ft.	
111	30	Caulk - On Interior Steel Door Frame, Grey, Brittle	Yes	Chrysotile	1	Sq.Ft.	
111	31	Floor Tile & Mastic - 9in x 9in Red with White and Brown Streaks, Black Mastic	Yes	Chrysotile	750	Sq.Ft.	
112	4	Glued on Ceiling Tile - 1ft x 1ft White with Varying Size Pinholes	Yes	Amosite	120	Sq.Ft.	In Closet
112	10	Fire Rated Door -	Yes	Assumed	1	Each	
112	33	Pipe Insulation-Assumed in Walls/Ceiling Cavities -	Yes	Assumed	10	Ln.Ft.	
112	35	Cove Base - 4in Black	No	None Detected	10	Sq.Ft.	

Northern Analytical Services

14870 225th Avenue, Big Rapids, MI 49307 - (231) 268-0004 - Fax (866) 214-4739

Customer: Oscoda Area Schools
Building: Oscoda High School
Address: 3550 River Road
Oscoda, MI 48750

Printed: November 5, 2023

Inspection Report

Room Number	*Material Number*	*Homogeneous Material Description*	*Asbestos Detected*	*Asbestos Type*	*Quantity*	*Units*	*Comments*
112	39	Ceiling Tile - 2ft x 2ft White Pinholes with Random Gouges	No	None Detected	330	Sq.Ft.	
112	50	Flooring Layer Assumed Under Surface Layer -	Yes	Assumed	450	Sq.Ft.	
112	55	Caulk - On Interior Steel Sidelight Frame	Yes	Chrysotile	60	Sq.Ft.	6x10ft
112	62	Sink Undercoating - White	No	None Detected	2	Sq.Ft.	
113	1	Pipe Insulation-Mudded Fitting - Elbows and Hangers	Yes	Amosite	5	Ln.Ft.	Above Ceiling
113	22	Cove Base - 4in Light Blue	No	None Detected	10	Sq.Ft.	
113	30	Caulk - On Interior Steel Door Frame, Grey, Brittle	Yes	Chrysotile	1	Sq.Ft.	3x7ft
113	31	Floor Tile & Mastic - 9in x 9in Red with White and Brown Streaks, Black Mastic	Yes	Chrysotile	20	Sq.Ft.	Potentially 270 Under Carpet
113	50	Flooring Layer Assumed Under Surface Layer -	Yes	Assumed	270	Sq.Ft.	
113	61	Ceiling Tile - 2ft x 4ft White with Varying Size Pinholes	No	None Detected	270	Sq.Ft.	
113	80	Flooring-Carpet Glue - Yellow	No	None Detected	270	Sq.Ft.	
114	1	Pipe Insulation-Mudded Fitting - Elbows and Hangers	Yes	Amosite	1	Ln.Ft.	
114	3	Pipe Insulation - Roof Drain	Yes	Amosite	1	Ln.Ft.	
114	24	Drywall & Joint Compound -	No	None Detected	300	Sq.Ft.	Ceiling
114	25	Glue - Assumed Behind Visual Display Board	Yes	Assumed	10	Sq.Ft.	Mirror at West Wall
114	30	Caulk - On Interior Steel Door Frame, Grey, Brittle	Yes	Chrysotile	1	Sq.Ft.	

Northern Analytical Services

14870 225th Avenue, Big Rapids, MI 49307 - (231) 268-0004 - Fax (866) 214-4739

Customer: Oscoda Area Schools
Building: Oscoda High School
Address: 3550 River Road
Oscoda, MI 48750

Printed: November 5, 2023

Inspection Report

Room Number	*Material Number*	*Homogeneous Material Description*	*Asbestos Detected*	*Asbestos Type*	*Quantity*	*Units*	*Comments*
114	33	Pipe Insulation-Assumed in Walls/Ceiling Cavities -	Yes	Assumed	40	Ln.Ft.	25 for Toilets at North Wall 15 at Sink at South Wall
114	36	Ceramic Tile & Grout - 2ft x 1 ft Grey	Yes	Assumed	300	Sq.Ft.	Floor and Cove Base
114	37	Caulk - On Bathroom Stalls	No	None Detected	0	Sq.Ft.	Not Quantified
115	24	Drywall & Joint Compound -	No	None Detected	40	Sq.Ft.	Ceiling
115	33	Pipe Insulation-Assumed in Walls/Ceiling Cavities -	Yes	Assumed	10	Ln.Ft.	
115	54	Light Backing - Silver	Yes	Chrysotile	1	Sq.Ft.	
115	114	Caulk - On Interior Steel Door Frame	No	None Detected	1	Sq.Ft.	
115	117	Wood Door -	Yes	Assumed	1	Sq.Ft.	Metal w/ Grate, Holes in Door
116	24	Drywall & Joint Compound -	No	None Detected	300	Sq.Ft.	Ceiling
116	25	Glue - Assumed Behind Visual Display Board	Yes	Assumed	10	Sq.Ft.	Mirror at West Wall
116	30	Caulk - On Interior Steel Door Frame, Grey, Brittle	Yes	Chrysotile	1	Sq.Ft.	
116	33	Pipe Insulation-Assumed in Walls/Ceiling Cavities -	Yes	Assumed	40	Ln.Ft.	25 for Toilets at North Wall 15 at Sink at South Wall
116	36	Ceramic Tile & Grout - 2ft x 1 ft Grey	Yes	Assumed	300	Sq.Ft.	Floor and Cove Base
117	4	Glued on Ceiling Tile - 1ft x 1ft White with Varying Size Pinholes	Yes	Amosite	80	Sq.Ft.	Assumed Above Drywall
117	24	Drywall & Joint Compound -	No	None Detected	80	Sq.Ft.	Ceiling
117	25	Glue - Assumed Behind Visual Display Board	Yes	Assumed	15	Sq.Ft.	East and South Walls

Northern Analytical Services

14870 225th Avenue, Big Rapids, MI 49307 - (231) 268-0004 - Fax (866) 214-4739

Customer: Oscoda Area Schools
Building: Oscoda High School
Address: 3550 River Road
Oscoda, MI 48750

Printed: November 5, 2023

Inspection Report

Room Number	*Material Number*	*Homogeneous Material Description*	*Asbestos Detected*	*Asbestos Type*	*Quantity*	*Units*	*Comments*
117	27	Wood Door - Solid Wood	Yes	Assumed	1	Sq.Ft.	
117	30	Caulk - On Interior Steel Door Frame, Grey, Brittle	Yes	Chrysotile	1	Sq.Ft.	
117	33	Pipe Insulation-Assumed in Walls/Ceiling Cavities -	Yes	Assumed	20	Ln.Ft.	Toilet at North Wall, Heater and Sink at South Wall, and 5 Above Ceiling
117	36	Ceramic Tile & Grout - 2ft x 1 ft Grey	Yes	Assumed	80	Sq.Ft.	
118	4	Glued on Ceiling Tile - 1ft x 1ft White with Varying Size Pinholes	Yes	Amosite	80	Sq.Ft.	Assumed Above Drywall
118	24	Drywall & Joint Compound -	No	None Detected	80	Sq.Ft.	Ceiling
118	25	Glue - Assumed Behind Visual Display Board	Yes	Assumed	15	Sq.Ft.	East and South Walls
118	27	Wood Door - Solid Wood	Yes	Assumed	1	Sq.Ft.	
118	30	Caulk - On Interior Steel Door Frame, Grey, Brittle	Yes	Chrysotile	1	Sq.Ft.	
118	33	Pipe Insulation-Assumed in Walls/Ceiling Cavities -	Yes	Assumed	20	Ln.Ft.	Toilet at North Wall, Heater and Sink at South Wall, and 5 Above Ceiling
118	36	Ceramic Tile & Grout - 2ft x 1 ft Grey	Yes	Assumed	80	Sq.Ft.	
119	1	Pipe Insulation-Mudded Fitting - Elbows and Hangers	Yes	Amosite	100	Ln.Ft.	Vary in Size
119	2	Duct Work Insulation - Jacket Insulation	Yes	Chrysotile	300	Sq.Ft.	Damaged Duct Work Insulation
119	4	Glued on Ceiling Tile - 1ft x 1ft White with Varying Size Pinholes	Yes	Amosite	90	Sq.Ft.	Assumed Above Drywall
119	7	Vibration Dampener Cloth - White	Yes	Chrysotile	5	Sq.Ft.	On Large Air Handling Units
119	10	Fire Rated Door -	Yes	Assumed	1	Each	Solid Steel

Northern Analytical Services

14870 225th Avenue, Big Rapids, MI 49307 - (231) 268-0004 - Fax (866) 214-4739

Customer: Oscoda Area Schools
Building: Oscoda High School
Address: 3550 River Road
Oscoda, MI 48750

Printed: November 5, 2023

Inspection Report

Room Number	*Material Number*	*Homogeneous Material Description*	*Asbestos Detected*	*Asbestos Type*	*Quantity*	*Units*	*Comments*
119	24	Drywall & Joint Compound -	No	None Detected	90	Sq.Ft.	Ceiling
119	30	Caulk - On Interior Steel Door Frame, Grey, Brittle	Yes	Chrysotile	1	Sq.Ft.	
119	38	Caulk - Expansion Joint, Grey Brittle	Yes	Chrysotile	1	Sq.Ft.	
119	41	Tank Insulation - White	Yes	Amosite	25	Sq.Ft.	3ft x 3ft x 6ft Cylindrical Tank
119	42	Glue - Black, Behind Fiberglass/Jacket Insulation	Yes	Chrysotile	300	Sq.Ft.	Behind Jacket Insulation
119	43	Caulk - Brown, Brittle, Duct Work Caulk	Yes	Chrysotile	500	Sq.Ft.	
119	44	Miscellaneous - Assumed Water Gaskets	Yes	Assumed	100	Sq.Ft.	
120	4	Glued on Ceiling Tile - 1ft x 1ft White with Varying Size Pinholes	Yes	Amosite	750	Sq.Ft.	
120	5	Transite - Siding	Yes	Assumed	30	Sq.Ft.	South Wall
120	21	Cove Base - 4in Grey	No	None Detected	5	Sq.Ft.	
120	23	Ceramic Block & Grout - 18in x 4in Grey	Yes	Assumed	10	Sq.Ft.	As Cove Base on East, South, and West Walls
120	24	Drywall & Joint Compound -	No	None Detected	750	Sq.Ft.	Above Ceiling
120	25	Glue - Assumed Behind Visual Display Board	Yes	Assumed	300	Sq.Ft.	North, East, and West Walls
120	26	Floor Tile & Mastic - Assumed Under Cabinets and Heaters	Yes	Assumed	50	Sq.Ft.	At North Wall
120	27	Wood Door - Solid Wood	Yes	Assumed	1	Sq.Ft.	
120	30	Caulk - On Interior Steel Door Frame, Grey, Brittle	Yes	Chrysotile	1	Sq.Ft.	

Northern Analytical Services

14870 225th Avenue, Big Rapids, MI 49307 - (231) 268-0004 - Fax (866) 214-4739

Customer: Oscoda Area Schools
Building: Oscoda High School
Address: 3550 River Road
Oscoda, MI 48750

Printed: November 5, 2023

Inspection Report

Room Number	*Material Number*	*Homogeneous Material Description*	*Asbestos Detected*	*Asbestos Type*	*Quantity*	*Units*	*Comments*
120	31	Floor Tile & Mastic - 9in x 9in Red with White and Brown Streaks, Black Mastic	Yes	Chrysotile	750	Sq.Ft.	
120	39	Ceiling Tile - 2ft x 2ft White Pinholes with Random Gouges	No	None Detected	750	Sq.Ft.	
121	4	Glued on Ceiling Tile - 1ft x 1ft White with Varying Size Pinholes	Yes	Amosite	750	Sq.Ft.	
121	5	Transite - Siding	Yes	Assumed	30	Sq.Ft.	South Wall
121	21	Cove Base - 4in Grey	No	None Detected	5	Sq.Ft.	
121	23	Ceramic Block & Grout - 18in x 4in Grey	Yes	Assumed	10	Sq.Ft.	As Cove Base on East, South, and West Walls
121	24	Drywall & Joint Compound -	No	None Detected	750	Sq.Ft.	Above Ceiling
121	25	Glue - Assumed Behind Visual Display Board	Yes	Assumed	300	Sq.Ft.	North, East, and West Walls
121	26	Floor Tile & Mastic - Assumed Under Cabinets and Heaters	Yes	Assumed	50	Sq.Ft.	At North Wall
121	27	Wood Door - Solid Wood	Yes	Assumed	1	Sq.Ft.	
121	30	Caulk - On Interior Steel Door Frame, Grey, Brittle	Yes	Chrysotile	1	Sq.Ft.	
121	31	Floor Tile & Mastic - 9in x 9in Red with White and Brown Streaks, Black Mastic	Yes	Chrysotile	750	Sq.Ft.	
121	39	Ceiling Tile - 2ft x 2ft White Pinholes with Random Gouges	No	None Detected	750	Sq.Ft.	
122	4	Glued on Ceiling Tile - 1ft x 1ft White with Varying Size Pinholes	Yes	Amosite	750	Sq.Ft.	
122	5	Transite - Siding	Yes	Assumed	30	Sq.Ft.	South Wall
122	21	Cove Base - 4in Grey	No	None Detected	5	Sq.Ft.	

Northern Analytical Services

14870 225th Avenue, Big Rapids, MI 49307 - (231) 268-0004 - Fax (866) 214-4739

Customer: Oscoda Area Schools
Building: Oscoda High School
Address: 3550 River Road
Oscoda, MI 48750

Printed: November 5, 2023

Inspection Report

Room Number	*Material Number*	*Homogeneous Material Description*	*Asbestos Detected*	*Asbestos Type*	*Quantity*	*Units*	*Comments*
122	23	Ceramic Block & Grout - 18in x 4in Grey	Yes	Assumed	10	Sq.Ft.	As Cove Base on East, South, and West Walls
122	24	Drywall & Joint Compound -	No	None Detected	750	Sq.Ft.	Above Ceiling
122	25	Glue - Assumed Behind Visual Display Board	Yes	Assumed	300	Sq.Ft.	North, East, and West Walls
122	26	Floor Tile & Mastic - Assumed Under Cabinets and Heaters	Yes	Assumed	50	Sq.Ft.	At North Wall
122	27	Wood Door - Solid Wood	Yes	Assumed	1	Sq.Ft.	
122	30	Caulk - On Interior Steel Door Frame, Grey, Brittle	Yes	Chrysotile	1	Sq.Ft.	
122	31	Floor Tile & Mastic - 9in x 9in Red with White and Brown Streaks, Black Mastic	Yes	Chrysotile	750	Sq.Ft.	
123	4	Glued on Ceiling Tile - 1ft x 1ft White with Varying Size Pinholes	Yes	Amosite	750	Sq.Ft.	
123	5	Transite - Siding	Yes	Assumed	30	Sq.Ft.	South Wall
123	21	Cove Base - 4in Grey	No	None Detected	5	Sq.Ft.	
123	23	Ceramic Block & Grout - 18in x 4in Grey	Yes	Assumed	10	Sq.Ft.	As Cove Base on East, South, and West Walls
123	24	Drywall & Joint Compound -	No	None Detected	750	Sq.Ft.	Above Ceiling
123	25	Glue - Assumed Behind Visual Display Board	Yes	Assumed	300	Sq.Ft.	North, East, and West Walls
123	26	Floor Tile & Mastic - Assumed Under Cabinets and Heaters	Yes	Assumed	50	Sq.Ft.	At North Wall
123	27	Wood Door - Solid Wood	Yes	Assumed	1	Sq.Ft.	
123	30	Caulk - On Interior Steel Door Frame, Grey, Brittle	Yes	Chrysotile	1	Sq.Ft.	

Northern Analytical Services

14870 225th Avenue, Big Rapids, MI 49307 - (231) 268-0004 - Fax (866) 214-4739

Customer: Oscoda Area Schools
Building: Oscoda High School
Address: 3550 River Road
Oscoda, MI 48750

Printed: November 5, 2023

Inspection Report

Room Number	*Material Number*	*Homogeneous Material Description*	*Asbestos Detected*	*Asbestos Type*	*Quantity*	*Units*	*Comments*
123	31	Floor Tile & Mastic - 9in x 9in Red with White and Brown Streaks, Black Mastic	Yes	Chrysotile	750	Sq.Ft.	
123	33	Pipe Insulation-Assumed in Walls/Ceiling Cavities -	Yes	Assumed	10	Ln.Ft.	Assumed Above Ceiling
124	4	Glued on Ceiling Tile - 1ft x 1ft White with Varying Size Pinholes	Yes	Amosite	550	Sq.Ft.	
124	5	Transite - Siding	Yes	Assumed	30	Sq.Ft.	North Wall
124	21	Cove Base - 4in Grey	No	None Detected	5	Sq.Ft.	
124	23	Ceramic Block & Grout - 18in x 4in Grey	Yes	Assumed	10	Sq.Ft.	As Cove Base on East, South, and West Walls
124	24	Drywall & Joint Compound -	No	None Detected	550	Sq.Ft.	Above Ceiling
124	25	Glue - Assumed Behind Visual Display Board	Yes	Assumed	300	Sq.Ft.	North, East, and West Walls
124	26	Floor Tile & Mastic - Assumed Under Cabinets and Heaters	Yes	Assumed	50	Sq.Ft.	At South Wall
124	27	Wood Door - Solid Wood	Yes	Assumed	1	Sq.Ft.	
124	29	Floor Tile & Mastic - 9in x 9in Tan with Brown and White Streaks, Black Mastic	Yes	Chrysotile	550	Sq.Ft.	
124	30	Caulk - On Interior Steel Door Frame, Grey, Brittle	Yes	Chrysotile	1	Sq.Ft.	
124	33	Pipe Insulation-Assumed in Walls/Ceiling Cavities -	Yes	Assumed	10	Ln.Ft.	Assumed Above Ceiling
125	4	Glued on Ceiling Tile - 1ft x 1ft White with Varying Size Pinholes	Yes	Amosite	550	Sq.Ft.	
125	5	Transite - Siding	Yes	Assumed	30	Sq.Ft.	North Wall
125	21	Cove Base - 4in Grey	No	None Detected	5	Sq.Ft.	

Northern Analytical Services

14870 225th Avenue, Big Rapids, MI 49307 - (231) 268-0004 - Fax (866) 214-4739

Customer: Oscoda Area Schools
Building: Oscoda High School
Address: 3550 River Road
Oscoda, MI 48750

Printed: November 5, 2023

Inspection Report

Room Number	*Material Number*	*Homogeneous Material Description*	*Asbestos Detected*	*Asbestos Type*	*Quantity*	*Units*	*Comments*
125	23	Ceramic Block & Grout - 18in x 4in Grey	Yes	Assumed	10	Sq.Ft.	As Cove Base on East, South, and West Walls
125	24	Drywall & Joint Compound -	No	None Detected	550	Sq.Ft.	Above Ceiling
125	25	Glue - Assumed Behind Visual Display Board	Yes	Assumed	300	Sq.Ft.	North, East, and West Walls
125	26	Floor Tile & Mastic - Assumed Under Cabinets and Heaters	Yes	Assumed	50	Sq.Ft.	At South Wall
125	27	Wood Door - Solid Wood	Yes	Assumed	1	Sq.Ft.	
125	29	Floor Tile & Mastic - 9in x 9in Tan with Brown and White Streaks, Black Mastic	Yes	Chrysotile	550	Sq.Ft.	
125	30	Caulk - On Interior Steel Door Frame, Grey, Brittle	Yes	Chrysotile	1	Sq.Ft.	
125	33	Pipe Insulation-Assumed in Walls/Ceiling Cavities -	Yes	Assumed	10	Ln.Ft.	Assumed Above Ceiling
126	4	Glued on Ceiling Tile - 1ft x 1ft White with Varying Size Pinholes	Yes	Amosite	550	Sq.Ft.	
126	5	Transite - Siding	Yes	Assumed	30	Sq.Ft.	North Wall
126	21	Cove Base - 4in Grey	No	None Detected	5	Sq.Ft.	
126	23	Ceramic Block & Grout - 18in x 4in Grey	Yes	Assumed	10	Sq.Ft.	As Cove Base on East, South, and West Walls
126	24	Drywall & Joint Compound -	No	None Detected	550	Sq.Ft.	Above Ceiling
126	25	Glue - Assumed Behind Visual Display Board	Yes	Assumed	300	Sq.Ft.	North, East, and West Walls
126	26	Floor Tile & Mastic - Assumed Under Cabinets and Heaters	Yes	Assumed	50	Sq.Ft.	At South Wall
126	27	Wood Door - Solid Wood	Yes	Assumed	1	Sq.Ft.	

Northern Analytical Services

14870 225th Avenue, Big Rapids, MI 49307 - (231) 268-0004 - Fax (866) 214-4739

Customer: Oscoda Area Schools
Building: Oscoda High School
Address: 3550 River Road
Oscoda, MI 48750

Printed: November 5, 2023

Inspection Report

Room Number	*Material Number*	*Homogeneous Material Description*	*Asbestos Detected*	*Asbestos Type*	*Quantity*	*Units*	*Comments*
126	29	Floor Tile & Mastic - 9in x 9in Tan with Brown and White Streaks, Black Mastic	Yes	Chrysotile	550	Sq.Ft.	
126	30	Caulk - On Interior Steel Door Frame, Grey, Brittle	Yes	Chrysotile	1	Sq.Ft.	
126	33	Pipe Insulation-Assumed in Walls/Ceiling Cavities -	Yes	Assumed	10	Ln.Ft.	Assumed Above Ceiling
127	4	Glued on Ceiling Tile - 1ft x 1ft White with Varying Size Pinholes	Yes	Amosite	750	Sq.Ft.	
127	5	Transite - Siding	Yes	Assumed	30	Sq.Ft.	North Wall
127	21	Cove Base - 4in Grey	No	None Detected	5	Sq.Ft.	
127	23	Ceramic Block & Grout - 18in x 4in Grey	Yes	Assumed	10	Sq.Ft.	As Cove Base on East, South, and West Walls
127	24	Drywall & Joint Compound -	No	None Detected	750	Sq.Ft.	Above Ceiling
127	25	Glue - Assumed Behind Visual Display Board	Yes	Assumed	300	Sq.Ft.	North, East, and West Walls
127	26	Floor Tile & Mastic - Assumed Under Cabinets and Heaters	Yes	Assumed	50	Sq.Ft.	At South Wall
127	27	Wood Door - Solid Wood	Yes	Assumed	1	Sq.Ft.	
127	29	Floor Tile & Mastic - 9in x 9in Tan with Brown and White Streaks, Black Mastic	Yes	Chrysotile	750	Sq.Ft.	
127	30	Caulk - On Interior Steel Door Frame, Grey, Brittle	Yes	Chrysotile	1	Sq.Ft.	
127	33	Pipe Insulation-Assumed in Walls/Ceiling Cavities -	Yes	Assumed	10	Ln.Ft.	Assumed Above Ceiling
128	4	Glued on Ceiling Tile - 1ft x 1ft White with Varying Size Pinholes	Yes	Amosite	750	Sq.Ft.	
128	5	Transite - Siding	Yes	Assumed	30	Sq.Ft.	North Wall

Northern Analytical Services

14870 225th Avenue, Big Rapids, MI 49307 - (231) 268-0004 - Fax (866) 214-4739

Customer: Oscoda Area Schools
Building: Oscoda High School
Address: 3550 River Road
Oscoda, MI 48750

Printed: November 5, 2023

Inspection Report

Room Number	*Material Number*	*Homogeneous Material Description*	*Asbestos Detected*	*Asbestos Type*	*Quantity*	*Units*	*Comments*
128	21	Cove Base - 4in Grey	No	None Detected	5	Sq.Ft.	
128	23	Ceramic Block & Grout - 18in x 4in Grey	Yes	Assumed	10	Sq.Ft.	As Cove Base on East, South, and West Walls
128	24	Drywall & Joint Compound -	No	None Detected	750	Sq.Ft.	Above Ceiling
128	25	Glue - Assumed Behind Visual Display Board	Yes	Assumed	300	Sq.Ft.	North, East, and West Walls
128	26	Floor Tile & Mastic - Assumed Under Cabinets and Heaters	Yes	Assumed	50	Sq.Ft.	At South Wall
128	27	Wood Door - Solid Wood	Yes	Assumed	1	Sq.Ft.	
128	29	Floor Tile & Mastic - 9in x 9in Tan with Brown and White Streaks, Black Mastic	Yes	Chrysotile	750	Sq.Ft.	
128	30	Caulk - On Interior Steel Door Frame, Grey, Brittle	Yes	Chrysotile	1	Sq.Ft.	
128	33	Pipe Insulation-Assumed in Walls/Ceiling Cavities -	Yes	Assumed	10	Ln.Ft.	Assumed Above Ceiling
129	4	Glued on Ceiling Tile - 1ft x 1ft White with Varying Size Pinholes	Yes	Amosite	950	Sq.Ft.	
129	5	Transite - Siding	Yes	Assumed	10	Sq.Ft.	On Door Frame
129	6	Floor Tile & Mastic - 9in x 9in Green with White Streaks, Black Mastic	Yes	Chrysotile	950	Sq.Ft.	
129	11	Caulk - On Exterior Aluminum Window Frame, Grey, Pliable	No	None Detected	1	Sq.Ft.	1 Unit 8ft x 32ft 1 Unit 8ft x 7 ft
129	21	Cove Base - 4in Grey	No	None Detected	5	Sq.Ft.	
129	22	Cove Base - 4in Light Blue	No	None Detected	5	Sq.Ft.	
129	23	Ceramic Block & Grout - 18in x 4in Grey	Yes	Assumed	25	Sq.Ft.	As Cove Base on South and East Walls

Northern Analytical Services

14870 225th Avenue, Big Rapids, MI 49307 - (231) 268-0004 - Fax (866) 214-4739

Customer: Oscoda Area Schools
Building: Oscoda High School
Address: 3550 River Road
Oscoda, MI 48750

Printed: November 5, 2023

Inspection Report

Room Number	*Material Number*	*Homogeneous Material Description*	*Asbestos Detected*	*Asbestos Type*	*Quantity*	*Units*	*Comments*
129	24	Drywall & Joint Compound -	No	None Detected	950	Sq.Ft.	Above Ceiling
129	25	Glue - Assumed Behind Visual Display Board	Yes	Assumed	160	Sq.Ft.	105 on East Wall 55 on West Wall
129	26	Floor Tile & Mastic - Assumed Under Cabinets and Heaters	Yes	Assumed	130	Sq.Ft.	West, East, and South Walls
129	27	Wood Door - Solid Wood	Yes	Assumed	1	Sq.Ft.	
129	28	Glazing - On Interior Steel Storefront Frame	Yes	Chrysotile	1	Sq.Ft.	
129	40	Caulk - On Interior Steel Storefront Frame	Yes	Chrysotile	1	Sq.Ft.	
130	4	Glued on Ceiling Tile - 1ft x 1ft White with Varying Size Pinholes	Yes	Amosite	600	Sq.Ft.	
130	5	Transite - Siding	Yes	Assumed	30	Sq.Ft.	East Wall
130	23	Ceramic Block & Grout - 18in x 4in Grey	Yes	Assumed	10	Sq.Ft.	As Cove Base on East, South, and North Walls
130	24	Drywall & Joint Compound -	No	None Detected	600	Sq.Ft.	Above Ceiling
130	25	Glue - Assumed Behind Visual Display Board	Yes	Assumed	200	Sq.Ft.	North, South, and West Walls
130	26	Floor Tile & Mastic - Assumed Under Cabinets and Heaters	Yes	Assumed	30	Sq.Ft.	At East Wall
130	27	Wood Door - Solid Wood	Yes	Assumed	1	Sq.Ft.	
130	30	Caulk - On Interior Steel Door Frame, Grey, Brittle	Yes	Chrysotile	1	Sq.Ft.	
130	33	Pipe Insulation-Assumed in Walls/Ceiling Cavities -	Yes	Assumed	10	Ln.Ft.	Assumed Above Ceiling
130	35	Cove Base - 4in Black	No	None Detected	5	Sq.Ft.	

Northern Analytical Services

14870 225th Avenue, Big Rapids, MI 49307 - (231) 268-0004 - Fax (866) 214-4739

Customer: Oscoda Area Schools
Building: Oscoda High School
Address: 3550 River Road
Oscoda, MI 48750

Printed: November 5, 2023

Inspection Report

Room Number	*Material Number*	*Homogeneous Material Description*	*Asbestos Detected*	*Asbestos Type*	*Quantity*	*Units*	*Comments*
130	46	Floor Tile & Mastic - 9in x 9in Light Green with Dark Green and Grey Streaks, Black Mastic	Yes	Chrysotile	600	Sq.Ft.	
131	4	Glued on Ceiling Tile - 1ft x 1ft White with Varying Size Pinholes	Yes	Amosite	700	Sq.Ft.	
131	5	Transite - Siding	Yes	Assumed	30	Sq.Ft.	East Wall
131	23	Ceramic Block & Grout - 18in x 4in Grey	Yes	Assumed	10	Sq.Ft.	As Cove Base on East, South, and North Walls
131	24	Drywall & Joint Compound -	No	None Detected	700	Sq.Ft.	Above Ceiling
131	25	Glue - Assumed Behind Visual Display Board	Yes	Assumed	200	Sq.Ft.	North, South, and West Walls
131	26	Floor Tile & Mastic - Assumed Under Cabinets and Heaters	Yes	Assumed	30	Sq.Ft.	At East Wall
131	27	Wood Door - Solid Wood	Yes	Assumed	1	Sq.Ft.	
131	30	Caulk - On Interior Steel Door Frame, Grey, Brittle	Yes	Chrysotile	1	Sq.Ft.	
131	33	Pipe Insulation-Assumed in Walls/Ceiling Cavities -	Yes	Assumed	10	Ln.Ft.	Assumed Above Ceiling
131	35	Cove Base - 4in Black	No	None Detected	5	Sq.Ft.	
131	46	Floor Tile & Mastic - 9in x 9in Light Green with Dark Green and Grey Streaks, Black Mastic	Yes	Chrysotile	700	Sq.Ft.	
131.1	4	Glued on Ceiling Tile - 1ft x 1ft White with Varying Size Pinholes	Yes	Amosite	120	Sq.Ft.	Assumed Above Drywall
131.1	10	Fire Rated Door -	Yes	Assumed	1	Each	Solid Wood, Damaged
131.1	12	Laboratory Counter Top -	Yes	Assumed	30	Sq.Ft.	
131.1	23	Ceramic Block & Grout - 18in x 4in Grey	Yes	Assumed	10	Sq.Ft.	Cove Base

Northern Analytical Services

14870 225th Avenue, Big Rapids, MI 49307 - (231) 268-0004 - Fax (866) 214-4739

Customer: Oscoda Area Schools
Building: Oscoda High School
Address: 3550 River Road
Oscoda, MI 48750

Printed: November 5, 2023

Inspection Report

Room Number	*Material Number*	*Homogeneous Material Description*	*Asbestos Detected*	*Asbestos Type*	*Quantity*	*Units*	*Comments*
131.1	24	Drywall & Joint Compound -	No	None Detected	120	Sq.Ft.	Ceiling
131.1	26	Floor Tile & Mastic - Assumed Under Cabinets and Heaters	Yes	Assumed	70	Sq.Ft.	East and West Walls
131.1	30	Caulk - On Interior Steel Door Frame, Grey, Brittle	Yes	Chrysotile	1	Sq.Ft.	
131.1	33	Pipe Insulation-Assumed in Walls/Ceiling Cavities -	Yes	Assumed	10	Ln.Ft.	
131.1	46	Floor Tile & Mastic - 9in x 9in Light Green with Dark Green and Grey Streaks, Black Mastic	Yes	Chrysotile	120	Sq.Ft.	
131.2	6	Floor Tile & Mastic - 9in x 9in Green with White Streaks, Black Mastic	Yes	Chrysotile	130	Sq.Ft.	Damaged and Missing Tile
131.2	10	Fire Rated Door -	Yes	Assumed	1	Each	Solid Wood
131.2	23	Ceramic Block & Grout - 18in x 4in Grey	Yes	Assumed	5	Sq.Ft.	
131.2	30	Caulk - On Interior Steel Door Frame, Grey, Brittle	Yes	Chrysotile	1	Sq.Ft.	
132	4	Glued on Ceiling Tile - 1ft x 1ft White with Varying Size Pinholes	Yes	Amosite	770	Sq.Ft.	
132	5	Transite - Siding	Yes	Assumed	30	Sq.Ft.	East Wall
132	23	Ceramic Block & Grout - 18in x 4in Grey	Yes	Assumed	10	Sq.Ft.	As Cove Base on East, South, and North Walls
132	24	Drywall & Joint Compound -	No	None Detected	770	Sq.Ft.	Above Ceiling
132	25	Glue - Assumed Behind Visual Display Board	Yes	Assumed	200	Sq.Ft.	North, South, and West Walls
132	26	Floor Tile & Mastic - Assumed Under Cabinets and Heaters	Yes	Assumed	30	Sq.Ft.	At East Wall
132	27	Wood Door - Solid Wood	Yes	Assumed	1	Sq.Ft.	

Northern Analytical Services

14870 225th Avenue, Big Rapids, MI 49307 - (231) 268-0004 - Fax (866) 214-4739

Customer: Oscoda Area Schools
Building: Oscoda High School
Address: 3550 River Road
Oscoda, MI 48750

Printed: November 5, 2023

Inspection Report

Room Number	*Material Number*	*Homogeneous Material Description*	*Asbestos Detected*	*Asbestos Type*	*Quantity*	*Units*	*Comments*
132	30	Caulk - On Interior Steel Door Frame, Grey, Brittle	Yes	Chrysotile	1	Sq.Ft.	
132	33	Pipe Insulation-Assumed in Walls/Ceiling Cavities -	Yes	Assumed	15	Ln.Ft.	Assumed Above Ceiling and at East Wall Sink
132	35	Cove Base - 4in Black	No	None Detected	5	Sq.Ft.	
132	46	Floor Tile & Mastic - 9in x 9in Light Green with Dark Green and Grey Streaks, Black Mastic	Yes	Chrysotile	770	Sq.Ft.	
132	47	Sink Undercoating - Pink	No	None Detected	1	Sq.Ft.	
132.1	30	Caulk - On Interior Steel Door Frame, Grey, Brittle	Yes	Chrysotile	1	Sq.Ft.	3x7ft
132.1	46	Floor Tile & Mastic - 9in x 9in Light Green with Dark Green and Grey Streaks, Black Mastic	Yes	Chrysotile	155	Sq.Ft.	
132.1	59	Plaster - Smooth	No	None Detected	155	Sq.Ft.	Ceiling
132.1	115	Fire Rated Door -	Yes	Assumed	1	Each	Solid Wood
133	4	Glued on Ceiling Tile - 1ft x 1ft White with Varying Size Pinholes	Yes	Amosite	600	Sq.Ft.	
133	5	Transite - Siding	Yes	Assumed	30	Sq.Ft.	East Wall
133	23	Ceramic Block & Grout - 18in x 4in Grey	Yes	Assumed	10	Sq.Ft.	As Cove Base on East, South, and North Walls
133	24	Drywall & Joint Compound -	No	None Detected	600	Sq.Ft.	Above Ceiling
133	25	Glue - Assumed Behind Visual Display Board	Yes	Assumed	200	Sq.Ft.	North, South, and West Walls
133	26	Floor Tile & Mastic - Assumed Under Cabinets and Heaters	Yes	Assumed	30	Sq.Ft.	At East Wall
133	27	Wood Door - Solid Wood	Yes	Assumed	1	Sq.Ft.	

Northern Analytical Services

14870 225th Avenue, Big Rapids, MI 49307 - (231) 268-0004 - Fax (866) 214-4739

Customer: Oscoda Area Schools
Building: Oscoda High School
Address: 3550 River Road
Oscoda, MI 48750

Printed: November 5, 2023

Inspection Report

Room Number	*Material Number*	*Homogeneous Material Description*	*Asbestos Detected*	*Asbestos Type*	*Quantity*	*Units*	*Comments*
133	30	Caulk - On Interior Steel Door Frame, Grey, Brittle	Yes	Chrysotile	1	Sq.Ft.	
133	33	Pipe Insulation-Assumed in Walls/Ceiling Cavities -	Yes	Assumed	10	Ln.Ft.	Assumed Above Ceiling
133	35	Cove Base - 4in Black	No	None Detected	5	Sq.Ft.	
133	46	Floor Tile & Mastic - 9in x 9in Light Green with Dark Green and Grey Streaks, Black Mastic	Yes	Chrysotile	600	Sq.Ft.	
134	4	Glued on Ceiling Tile - 1ft x 1ft White with Varying Size Pinholes	Yes	Amosite	1300	Sq.Ft.	
134	5	Transite - Siding	Yes	Assumed	30	Sq.Ft.	East Wall
134	12	Laboratory Counter Top -	Yes	Assumed	250	Sq.Ft.	
134	22	Cove Base - 4in Light Blue	No	None Detected	5	Sq.Ft.	
134	23	Ceramic Block & Grout - 18in x 4in Grey	Yes	Assumed	10	Sq.Ft.	As Cove Base on East, South, and North Walls
134	24	Drywall & Joint Compound -	No	None Detected	1300	Sq.Ft.	Above Ceiling
134	25	Glue - Assumed Behind Visual Display Board	Yes	Assumed	200	Sq.Ft.	North, South, and West Walls
134	26	Floor Tile & Mastic - Assumed Under Cabinets and Heaters	Yes	Assumed	250	Sq.Ft.	
134	27	Wood Door - Solid Wood	Yes	Assumed	2	Sq.Ft.	
134	30	Caulk - On Interior Steel Door Frame, Grey, Brittle	Yes	Chrysotile	2	Sq.Ft.	
134	33	Pipe Insulation-Assumed in Walls/Ceiling Cavities -	Yes	Assumed	10	Ln.Ft.	Assumed Above Ceiling
134	48	Floor Tile & Mastic - 12in x 12in Greyish Blue w/ Red, Blue, & White Streaks, Black Mastic	Yes	Chrysotile	1300	Sq.Ft.	

Northern Analytical Services

14870 225th Avenue, Big Rapids, MI 49307 - (231) 268-0004 - Fax (866) 214-4739

Customer: Oscoda Area Schools
Building: Oscoda High School
Address: 3550 River Road
Oscoda, MI 48750

Printed: November 5, 2023

Inspection Report

Room Number	*Material Number*	*Homogeneous Material Description*	*Asbestos Detected*	*Asbestos Type*	*Quantity*	*Units*	*Comments*
134.1	24	Drywall & Joint Compound -	No	None Detected	70	Sq.Ft.	
134.1	30	Caulk - On Interior Steel Door Frame, Grey, Brittle	Yes	Chrysotile	1	Sq.Ft.	3x7ft
134.1	33	Pipe Insulation-Assumed in Walls/Ceiling Cavities -	Yes	Assumed	10	Ln.Ft.	
134.1	48	Floor Tile & Mastic - 12in x 12in Greyish Blue w/ Red, Blue, & White Streaks, Black Mastic	Yes	Chrysotile	70	Sq.Ft.	
134.1	117	Wood Door -	Yes	Assumed	1	Sq.Ft.	
135	4	Glued on Ceiling Tile - 1ft x 1ft White with Varying Size Pinholes	Yes	Amosite	1100	Sq.Ft.	
135	5	Transite - Siding	Yes	Assumed	30	Sq.Ft.	East Wall
135	22	Cove Base - 4in Light Blue	No	None Detected	5	Sq.Ft.	
135	23	Ceramic Block & Grout - 18in x 4in Grey	Yes	Assumed	10	Sq.Ft.	As Cove Base on East, South, and North Walls
135	24	Drywall & Joint Compound -	No	None Detected	1300	Sq.Ft.	Above Ceiling
135	25	Glue - Assumed Behind Visual Display Board	Yes	Assumed	280	Sq.Ft.	North and South Walls
135	26	Floor Tile & Mastic - Assumed Under Cabinets and Heaters	Yes	Assumed	100	Sq.Ft.	North, South, and East Wall
135	27	Wood Door - Solid Wood	Yes	Assumed	1	Sq.Ft.	
135	30	Caulk - On Interior Steel Door Frame, Grey, Brittle	Yes	Chrysotile	1	Sq.Ft.	
135	33	Pipe Insulation-Assumed in Walls/Ceiling Cavities -	Yes	Assumed	10	Ln.Ft.	Assumed Above Ceiling
135	48	Floor Tile & Mastic - 12in x 12in Greyish Blue w/ Red, Blue, & White Streaks, Black Mastic	Yes	Chrysotile	1100	Sq.Ft.	

Northern Analytical Services

14870 225th Avenue, Big Rapids, MI 49307 - (231) 268-0004 - Fax (866) 214-4739

Customer: Oscoda Area Schools
Building: Oscoda High School
Address: 3550 River Road
Oscoda, MI 48750

Printed: November 5, 2023

Inspection Report

Room Number	*Material Number*	*Homogeneous Material Description*	*Asbestos Detected*	*Asbestos Type*	*Quantity*	*Units*	*Comments*
135.1	10	Fire Rated Door -	Yes	Assumed	1	Each	Solid Wood, Very Damaged
135.1	30	Caulk - On Interior Steel Door Frame, Grey, Brittle	Yes	Chrysotile	1	Sq.Ft.	3x7ft
136	4	Glued on Ceiling Tile - 1ft x 1ft White with Varying Size Pinholes	Yes	Amosite	1600	Sq.Ft.	
136	5	Transite - Siding	Yes	Assumed	30	Sq.Ft.	East Wall
136	6	Floor Tile & Mastic - 9in x 9in Green with White Streaks, Black Mastic	Yes	Chrysotile	1600	Sq.Ft.	
136	22	Cove Base - 4in Light Blue	No	None Detected	5	Sq.Ft.	
136	23	Ceramic Block & Grout - 18in x 4in Grey	Yes	Assumed	10	Sq.Ft.	As Cove Base on East, South, and North Walls
136	24	Drywall & Joint Compound -	No	None Detected	1600	Sq.Ft.	Above Ceiling
136	25	Glue - Assumed Behind Visual Display Board	Yes	Assumed	100	Sq.Ft.	East and West Walls
136	26	Floor Tile & Mastic - Assumed Under Cabinets and Heaters	Yes	Assumed	120	Sq.Ft.	North, South, and East Wall
136	27	Wood Door - Solid Wood	Yes	Assumed	1	Sq.Ft.	
136	30	Caulk - On Interior Steel Door Frame, Grey, Brittle	Yes	Chrysotile	1	Sq.Ft.	
136	33	Pipe Insulation-Assumed in Walls/Ceiling Cavities -	Yes	Assumed	10	Ln.Ft.	Assumed Above Ceiling
136.1	4	Glued on Ceiling Tile - 1ft x 1ft White with Varying Size Pinholes	Yes	Amosite	90	Sq.Ft.	
136.1	6	Floor Tile & Mastic - 9in x 9in Green with White Streaks, Black Mastic	Yes	Chrysotile	90	Sq.Ft.	Tile Mostly Gone, Mastic Remains
136.1	24	Drywall & Joint Compound -	No	None Detected	85	Sq.Ft.	

Northern Analytical Services

14870 225th Avenue, Big Rapids, MI 49307 - (231) 268-0004 - Fax (866) 214-4739

Customer: Oscoda Area Schools
Building: Oscoda High School
Address: 3550 River Road
Oscoda, MI 48750

Printed: November 5, 2023

Inspection Report

Room Number	*Material Number*	*Homogeneous Material Description*	*Asbestos Detected*	*Asbestos Type*	*Quantity*	*Units*	*Comments*
136.1	30	Caulk - On Interior Steel Door Frame, Grey, Brittle	Yes	Chrysotile	1	Sq.Ft.	3x7ft
136.1	33	Pipe Insulation-Assumed in Walls/Ceiling Cavities -	Yes	Assumed	10	Ln.Ft.	
136.1	62	Sink Undercoating - White	No	None Detected	2	Sq.Ft.	
136.1	84	Ceramic Tile & Grout - 2in x 2in Tan	No	None Detected	35	Sq.Ft.	
137	1	Pipe Insulation-Mudded Fitting - Elbows and Hangers	Yes	Amosite	15	Ln.Ft.	
137	10	Fire Rated Door -	Yes	Assumed	2	Each	Solid Steel
137	13	Caulk - On Exterior Steel Door Frame, Grey, Brittle	Yes	Chrysotile	1	Sq.Ft.	Door 1
137	30	Caulk - On Interior Steel Door Frame, Grey, Brittle	Yes	Chrysotile	1	Sq.Ft.	
137	33	Pipe Insulation-Assumed in Walls/Ceiling Cavities -	Yes	Assumed	10	Ln.Ft.	West Wall Sink and Fountain
137	38	Caulk - Expansion Joint, Grey Brittle	Yes	Chrysotile	1	Sq.Ft.	
137	50	Flooring Layer Assumed Under Surface Layer -	Yes	Assumed	1000	Sq.Ft.	Assumed Under Rubber Floor
137	51	Caulk - On Exterior Aluminum Window Frame, Grey, Brittle	Yes	Chrysotile	1	Sq.Ft.	
138	25	Glue - Assumed Behind Visual Display Board	Yes	Assumed	40	Sq.Ft.	West Wall
138	31	Floor Tile & Mastic - 9in x 9in Red with White and Brown Streaks, Black Mastic	Yes	Chrysotile	230	Sq.Ft.	
138.1	25	Glue - Assumed Behind Visual Display Board	Yes	Assumed	5	Sq.Ft.	Mirror
138.1	27	Wood Door - Solid Wood	Yes	Assumed	1	Sq.Ft.	

Northern Analytical Services

14870 225th Avenue, Big Rapids, MI 49307 - (231) 268-0004 - Fax (866) 214-4739

Customer: Oscoda Area Schools
Building: Oscoda High School
Address: 3550 River Road
Oscoda, MI 48750

Printed: November 5, 2023

Inspection Report

Room Number	*Material Number*	*Homogeneous Material Description*	*Asbestos Detected*	*Asbestos Type*	*Quantity*	*Units*	*Comments*
138.1	30	Caulk - On Interior Steel Door Frame, Grey, Brittle	Yes	Chrysotile	1	Sq.Ft.	
138.1	33	Pipe Insulation-Assumed in Walls/Ceiling Cavities -	Yes	Assumed	20	Ln.Ft.	10 Above Ceiling, 10 at Toilet and Urinal 5 at Sink
138.1	52	Ceramic Tile & Grout - 2in x 2in Blue and Light Blue with White Flecks	No	None Detected	50	Sq.Ft.	
138.2	27	Wood Door - Solid Wood	Yes	Assumed	1	Sq.Ft.	
138.2	30	Caulk - On Interior Steel Door Frame, Grey, Brittle	Yes	Chrysotile	1	Sq.Ft.	
139	1	Pipe Insulation-Mudded Fitting - Elbows and Hangers	Yes	Amosite	40	Ln.Ft.	
139	8	Fume Hood -	Yes	Assumed	40	Sq.Ft.	Middle of Room
139	10	Fire Rated Door -	Yes	Assumed	2	Each	Solid Steel
139	13	Caulk - On Exterior Steel Door Frame, Grey, Brittle	Yes	Chrysotile	1	Sq.Ft.	Door 2
139	25	Glue - Assumed Behind Visual Display Board	Yes	Assumed	100	Sq.Ft.	
139	51	Caulk - On Exterior Aluminum Window Frame, Grey, Brittle	Yes	Chrysotile	1	Sq.Ft.	1 Unit. 4ft x 8ft
140	4	Glued on Ceiling Tile - 1ft x 1ft White with Varying Size Pinholes	Yes	Amosite	1400	Sq.Ft.	
140	5	Transite - Siding	Yes	Assumed	30	Sq.Ft.	West Wall
140	23	Ceramic Block & Grout - 18in x 4in Grey	Yes	Assumed	5	Sq.Ft.	As Cove Base on East Wall
140	24	Drywall & Joint Compound -	No	None Detected	1400	Sq.Ft.	Above Ceiling
140	25	Glue - Assumed Behind Visual Display Board	Yes	Assumed	150	Sq.Ft.	North, East, and West Walls

Northern Analytical Services

14870 225th Avenue, Big Rapids, MI 49307 - (231) 268-0004 - Fax (866) 214-4739

Customer: Oscoda Area Schools
Building: Oscoda High School
Address: 3550 River Road
Oscoda, MI 48750

Printed: November 5, 2023

Inspection Report

Room Number	*Material Number*	*Homogeneous Material Description*	*Asbestos Detected*	*Asbestos Type*	*Quantity*	*Units*	*Comments*
140	26	Floor Tile & Mastic - Assumed Under Cabinets and Heaters	Yes	Assumed	350	Sq.Ft.	
140	27	Wood Door - Solid Wood	Yes	Assumed	1	Sq.Ft.	
140	29	Floor Tile & Mastic - 9in x 9in Tan with Brown and White Streaks, Black Mastic	Yes	Chrysotile	1400	Sq.Ft.	
140	30	Caulk - On Interior Steel Door Frame, Grey, Brittle	Yes	Chrysotile	1	Sq.Ft.	
140	33	Pipe Insulation-Assumed in Walls/Ceiling Cavities -	Yes	Assumed	10	Ln.Ft.	Assumed Above Ceiling
140	35	Cove Base - 4in Black	No	None Detected	10	Sq.Ft.	
140	54	Light Backing - Silver	Yes	Chrysotile	3	Sq.Ft.	Assumed on East Wall
140.1	4	Glued on Ceiling Tile - 1ft x 1ft White with Varying Size Pinholes	Yes	Amosite	50	Sq.Ft.	Assumed Above Drywall
140.1	6	Floor Tile & Mastic - 9in x 9in Green with White Streaks, Black Mastic	Yes	Chrysotile	50	Sq.Ft.	
140.1	24	Drywall & Joint Compound -	No	None Detected	50	Sq.Ft.	
140.1	27	Wood Door - Solid Wood	Yes	Assumed	1	Sq.Ft.	
140.1	30	Caulk - On Interior Steel Door Frame, Grey, Brittle	Yes	Chrysotile	1	Sq.Ft.	
140.1	33	Pipe Insulation-Assumed in Walls/Ceiling Cavities -	Yes	Assumed	10	Ln.Ft.	Above Ceiling
140.1	54	Light Backing - Silver	Yes	Chrysotile	1	Sq.Ft.	
141	4	Glued on Ceiling Tile - 1ft x 1ft White with Varying Size Pinholes	Yes	Amosite	100	Sq.Ft.	
141	6	Floor Tile & Mastic - 9in x 9in Green with White Streaks, Black Mastic	Yes	Chrysotile	100	Sq.Ft.	

Northern Analytical Services

14870 225th Avenue, Big Rapids, MI 49307 - (231) 268-0004 - Fax (866) 214-4739

Customer: Oscoda Area Schools
Building: Oscoda High School
Address: 3550 River Road
Oscoda, MI 48750

Printed: November 5, 2023

Inspection Report

Room Number	*Material Number*	*Homogeneous Material Description*	*Asbestos Detected*	*Asbestos Type*	*Quantity*	*Units*	*Comments*
141	23	Ceramic Block & Grout - 18in x 4in Grey	Yes	Assumed	5	Sq.Ft.	Cove Base
141	24	Drywall & Joint Compound -	No	None Detected	100	Sq.Ft.	Above Ceiling
141	27	Wood Door - Solid Wood	Yes	Assumed	2	Sq.Ft.	
141	33	Pipe Insulation-Assumed in Walls/Ceiling Cavities -	Yes	Assumed	15	Ln.Ft.	Above Ceiling and Heater
141	55	Caulk - On Interior Steel Sidelight Frame	Yes	Chrysotile	2	Sq.Ft.	
141	56	Glazing - On Interior Steel Sidelight Frame	Yes	Chrysotile	2	Sq.Ft.	
141.1	1	Pipe Insulation-Mudded Fitting - Elbows and Hangers	Yes	Amosite	50	Ln.Ft.	
141.1	7	Vibration Dampener Cloth - White	Yes	Chrysotile	5	Sq.Ft.	
141.1	10	Fire Rated Door -	Yes	Assumed	1	Each	Solid Wood
141.1	30	Caulk - On Interior Steel Door Frame, Grey, Brittle	Yes	Chrysotile	1	Sq.Ft.	
142	4	Glued on Ceiling Tile - 1ft x 1ft White with Varying Size Pinholes	Yes	Amosite	770	Sq.Ft.	
142	5	Transite - Siding	Yes	Assumed	30	Sq.Ft.	West Wall
142	6	Floor Tile & Mastic - 9in x 9in Green with White Streaks, Black Mastic	Yes	Chrysotile	770	Sq.Ft.	
142	23	Ceramic Block & Grout - 18in x 4in Grey	Yes	Assumed	10	Sq.Ft.	As Cove Base on North and South Walls
142	24	Drywall & Joint Compound -	No	None Detected	770	Sq.Ft.	Above Ceiling
142	25	Glue - Assumed Behind Visual Display Board	Yes	Assumed	200	Sq.Ft.	North, East, and South Walls

Northern Analytical Services

14870 225th Avenue, Big Rapids, MI 49307 - (231) 268-0004 - Fax (866) 214-4739

Customer: Oscoda Area Schools
Building: Oscoda High School
Address: 3550 River Road
Oscoda, MI 48750

Printed: November 5, 2023

Inspection Report

Room Number	*Material Number*	*Homogeneous Material Description*	*Asbestos Detected*	*Asbestos Type*	*Quantity*	*Units*	*Comments*
142	26	Floor Tile & Mastic - Assumed Under Cabinets and Heaters	Yes	Assumed	50	Sq.Ft.	West Wall
142	27	Wood Door - Solid Wood	Yes	Assumed	1	Sq.Ft.	
142	30	Caulk - On Interior Steel Door Frame, Grey, Brittle	Yes	Chrysotile	1	Sq.Ft.	
142	33	Pipe Insulation-Assumed in Walls/Ceiling Cavities -	Yes	Assumed	10	Ln.Ft.	Assumed Above Ceiling
142	35	Cove Base - 4in Black	No	None Detected	10	Sq.Ft.	
142	54	Light Backing - Silver	Yes	Chrysotile	3	Sq.Ft.	Assumed on East Wall
142.1	4	Glued on Ceiling Tile - 1ft x 1ft White with Varying Size Pinholes	Yes	Amosite	100	Sq.Ft.	
142.1	5	Transite - Siding	Yes	Assumed	15	Sq.Ft.	
142.1	6	Floor Tile & Mastic - 9in x 9in Green with White Streaks, Black Mastic	Yes	Chrysotile	100	Sq.Ft.	
142.1	23	Ceramic Block & Grout - 18in x 4in Grey	Yes	Assumed	5	Sq.Ft.	Cove Base
142.1	24	Drywall & Joint Compound -	No	None Detected	100	Sq.Ft.	
142.1	27	Wood Door - Solid Wood	Yes	Assumed	1	Sq.Ft.	
142.1	33	Pipe Insulation-Assumed in Walls/Ceiling Cavities -	Yes	Assumed	10	Ln.Ft.	
143	4	Glued on Ceiling Tile - 1ft x 1ft White with Varying Size Pinholes	Yes	Amosite	770	Sq.Ft.	
143	5	Transite - Siding	Yes	Assumed	30	Sq.Ft.	West Wall
143	6	Floor Tile & Mastic - 9in x 9in Green with White Streaks, Black Mastic	Yes	Chrysotile	770	Sq.Ft.	

Northern Analytical Services

14870 225th Avenue, Big Rapids, MI 49307 - (231) 268-0004 - Fax (866) 214-4739

Customer: Oscoda Area Schools
Building: Oscoda High School
Address: 3550 River Road
Oscoda, MI 48750

Printed: November 5, 2023

Inspection Report

Room Number	*Material Number*	*Homogeneous Material Description*	*Asbestos Detected*	*Asbestos Type*	*Quantity*	*Units*	*Comments*
143	23	Ceramic Block & Grout - 18in x 4in Grey	Yes	Assumed	10	Sq.Ft.	As Cove Base on East, South, and North Walls
143	24	Drywall & Joint Compound -	No	None Detected	770	Sq.Ft.	Above Ceiling
143	25	Glue - Assumed Behind Visual Display Board	Yes	Assumed	200	Sq.Ft.	North, East, and South Walls
143	26	Floor Tile & Mastic - Assumed Under Cabinets and Heaters	Yes	Assumed	50	Sq.Ft.	At North Wall
143	27	Wood Door - Solid Wood	Yes	Assumed	1	Sq.Ft.	
143	30	Caulk - On Interior Steel Door Frame, Grey, Brittle	Yes	Chrysotile	1	Sq.Ft.	
143	33	Pipe Insulation-Assumed in Walls/Ceiling Cavities -	Yes	Assumed	10	Ln.Ft.	Assumed Above Ceiling
143	35	Cove Base - 4in Black	No	None Detected	5	Sq.Ft.	
143	57	Sink Undercoating - Black	Yes	Chrysotile	1	Sq.Ft.	
144	4	Glued on Ceiling Tile - 1ft x 1ft White with Varying Size Pinholes	Yes	Amosite	950	Sq.Ft.	
144	5	Transite - Siding	Yes	Assumed	30	Sq.Ft.	West Wall
144	6	Floor Tile & Mastic - 9in x 9in Green with White Streaks, Black Mastic	Yes	Chrysotile	950	Sq.Ft.	
144	23	Ceramic Block & Grout - 18in x 4in Grey	Yes	Assumed	10	Sq.Ft.	As Cove Base on East, South, and North Walls
144	24	Drywall & Joint Compound -	No	None Detected	950	Sq.Ft.	Above Ceiling
144	25	Glue - Assumed Behind Visual Display Board	Yes	Assumed	200	Sq.Ft.	North, East, and South Walls
144	26	Floor Tile & Mastic - Assumed Under Cabinets and Heaters	Yes	Assumed	50	Sq.Ft.	At West Wall

Northern Analytical Services

14870 225th Avenue, Big Rapids, MI 49307 - (231) 268-0004 - Fax (866) 214-4739

Customer: Oscoda Area Schools
Building: Oscoda High School
Address: 3550 River Road
Oscoda, MI 48750

Printed: November 5, 2023

Inspection Report

Room Number	*Material Number*	*Homogeneous Material Description*	*Asbestos Detected*	*Asbestos Type*	*Quantity*	*Units*	*Comments*
144	27	Wood Door - Solid Wood	Yes	Assumed	1	Sq.Ft.	
144	30	Caulk - On Interior Steel Door Frame, Grey, Brittle	Yes	Chrysotile	1	Sq.Ft.	
144	33	Pipe Insulation-Assumed in Walls/Ceiling Cavities -	Yes	Assumed	15	Ln.Ft.	Assumed Above Ceiling and at sink
144	35	Cove Base - 4in Black	No	None Detected	5	Sq.Ft.	
144	57	Sink Undercoating - Black	Yes	Chrysotile	1	Sq.Ft.	
144.1	4	Glued on Ceiling Tile - 1ft x 1ft White with Varying Size Pinholes	Yes	Amosite	275	Sq.Ft.	
144.1	5	Transite - Siding	Yes	Assumed	15	Sq.Ft.	
144.1	6	Floor Tile & Mastic - 9in x 9in Green with White Streaks, Black Mastic	Yes	Chrysotile	275	Sq.Ft.	
144.1	23	Ceramic Block & Grout - 18in x 4in Grey	Yes	Assumed	5	Sq.Ft.	As Cove Base
144.1	24	Drywall & Joint Compound -	No	None Detected	275	Sq.Ft.	Above Ceiling
144.1	26	Floor Tile & Mastic - Assumed Under Cabinets and Heaters	Yes	Assumed	40	Sq.Ft.	East Wall
144.1	27	Wood Door - Solid Wood	Yes	Assumed	1	Sq.Ft.	
144.1	33	Pipe Insulation-Assumed in Walls/Ceiling Cavities -	Yes	Assumed	15	Ln.Ft.	Above Ceiling at Sink
144.1	35	Cove Base - 4in Black	No	None Detected	5	Sq.Ft.	
144.2	4	Glued on Ceiling Tile - 1ft x 1ft White with Varying Size Pinholes	Yes	Amosite	275	Sq.Ft.	
144.2	5	Transite - Siding	Yes	Assumed	15	Sq.Ft.	

Northern Analytical Services

14870 225th Avenue, Big Rapids, MI 49307 - (231) 268-0004 - Fax (866) 214-4739

Customer: Oscoda Area Schools
Building: Oscoda High School
Address: 3550 River Road
Oscoda, MI 48750

Printed: November 5, 2023

Inspection Report

Room Number	*Material Number*	*Homogeneous Material Description*	*Asbestos Detected*	*Asbestos Type*	*Quantity*	*Units*	*Comments*
144.2	6	Floor Tile & Mastic - 9in x 9in Green with White Streaks, Black Mastic	Yes	Chrysotile	275	Sq.Ft.	
144.2	23	Ceramic Block & Grout - 18in x 4in Grey	Yes	Assumed	5	Sq.Ft.	Cove Base
144.2	24	Drywall & Joint Compound -	No	None Detected	275	Sq.Ft.	Above Ceiling
144.2	26	Floor Tile & Mastic - Assumed Under Cabinets and Heaters	Yes	Assumed	40	Sq.Ft.	East Wall
144.2	27	Wood Door - Solid Wood	Yes	Assumed	1	Sq.Ft.	
144.2	33	Pipe Insulation-Assumed in Walls/Ceiling Cavities -	Yes	Assumed	15	Ln.Ft.	Above Ceiling and at Sink
144.2	35	Cove Base - 4in Black	No	None Detected	5	Sq.Ft.	
145	5	Transite - Siding	Yes	Assumed	25	Sq.Ft.	West Wall
145	25	Glue - Assumed Behind Visual Display Board	Yes	Assumed	48	Sq.Ft.	South Wall
145	27	Wood Door - Solid Wood	Yes	Assumed	1	Sq.Ft.	
145	30	Caulk - On Interior Steel Door Frame, Grey, Brittle	Yes	Chrysotile	1	Sq.Ft.	
145	35	Cove Base - 4in Black	No	None Detected	10	Sq.Ft.	
145	39	Ceiling Tile - 2ft x 2ft White Pinholes with Random Gouges	No	None Detected	1150	Sq.Ft.	
145	50	Flooring Layer Assumed Under Surface Layer -	Yes	Assumed	1150	Sq.Ft.	
145	58	Vinyl Sheet Flooring - Grey Wood like Appearance, Yellow Mastic	No	None Detected	1150	Sq.Ft.	
145	59	Plaster - Smooth	No	None Detected	600	Sq.Ft.	Above Ceiling

Northern Analytical Services

14870 225th Avenue, Big Rapids, MI 49307 - (231) 268-0004 - Fax (866) 214-4739

Customer: Oscoda Area Schools
Building: Oscoda High School
Address: 3550 River Road
Oscoda, MI 48750

Printed: November 5, 2023

Inspection Report

Room Number	*Material Number*	*Homogeneous Material Description*	*Asbestos Detected*	*Asbestos Type*	*Quantity*	*Units*	*Comments*
145.1	22	Cove Base - 4in Light Blue	No	None Detected	5	Sq.Ft.	
145.1	24	Drywall & Joint Compound -	No	None Detected	100	Sq.Ft.	Ceiling
145.1	27	Wood Door - Solid Wood	Yes	Assumed	1	Sq.Ft.	
145.1	30	Caulk - On Interior Steel Door Frame, Grey, Brittle	Yes	Chrysotile	1	Sq.Ft.	
145.1	33	Pipe Insulation-Assumed in Walls/Ceiling Cavities -	Yes	Assumed	10	Ln.Ft.	Above Ceiling
145.1	54	Light Backing - Silver	Yes	Chrysotile	2	Sq.Ft.	
145.1	60	Floor Tile & Mastic - 12in x 12 in White with Grey and Silver Streaks and Blotches	Yes	Chrysotile	100	Sq.Ft.	
145.2	26	Floor Tile & Mastic - Assumed Under Cabinets and Heaters	Yes	Assumed	230	Sq.Ft.	
145.2	27	Wood Door - Solid Wood	Yes	Assumed	1	Sq.Ft.	With 2ft x 3ft Window
145.2	33	Pipe Insulation-Assumed in Walls/Ceiling Cavities -	Yes	Assumed	10	Ln.Ft.	Above Ceiling
145.2	35	Cove Base - 4in Black	No	None Detected	5	Sq.Ft.	
145.2	55	Caulk - On Interior Steel Sidelight Frame	Yes	Chrysotile	1	Sq.Ft.	
145.2	58	Vinyl Sheet Flooring - Grey Wood like Appearance, Yellow Mastic	No	None Detected	230	Sq.Ft.	
145.2	61	Ceiling Tile - 2ft x 4ft White with Varying Size Pinholes	No	None Detected	230	Sq.Ft.	
145.2	62	Sink Undercoating - White	No	None Detected	1	Sq.Ft.	
146	30	Caulk - On Interior Steel Door Frame, Grey, Brittle	Yes	Chrysotile	2	Sq.Ft.	2 Units at 7x3ft

Northern Analytical Services

14870 225th Avenue, Big Rapids, MI 49307 - (231) 268-0004 - Fax (866) 214-4739

Customer: Oscoda Area Schools
Building: Oscoda High School
Address: 3550 River Road
Oscoda, MI 48750

Printed: November 5, 2023

Inspection Report

Room Number	*Material Number*	*Homogeneous Material Description*	*Asbestos Detected*	*Asbestos Type*	*Quantity*	*Units*	*Comments*
146	33	Pipe Insulation-Assumed in Walls/Ceiling Cavities -	Yes	Assumed	10	Ln.Ft.	
146	35	Cove Base - 4in Black	No	None Detected	10	Sq.Ft.	
146	50	Flooring Layer Assumed Under Surface Layer -	Yes	Assumed	300	Sq.Ft.	
146	61	Ceiling Tile - 2ft x 4ft White with Varying Size Pinholes	No	None Detected	300	Sq.Ft.	
146	117	Wood Door -	Yes	Assumed	1	Sq.Ft.	
147	26	Floor Tile & Mastic - Assumed Under Cabinets and Heaters	Yes	Assumed	75	Sq.Ft.	
147	27	Wood Door - Solid Wood	Yes	Assumed	2	Sq.Ft.	
147	30	Caulk - On Interior Steel Door Frame, Grey, Brittle	Yes	Chrysotile	1	Sq.Ft.	North Frame
147	33	Pipe Insulation-Assumed in Walls/Ceiling Cavities -	Yes	Assumed	5	Ln.Ft.	At Sink
147	35	Cove Base - 4in Black	No	None Detected	10	Sq.Ft.	
147	39	Ceiling Tile - 2ft x 2ft White Pinholes with Random Gouges	No	None Detected	900	Sq.Ft.	
147	40	Caulk - On Interior Steel Storefront Frame	Yes	Chrysotile	2	Sq.Ft.	
147	58	Vinyl Sheet Flooring - Grey Wood like Appearance, Yellow Mastic	No	None Detected	900	Sq.Ft.	
147	62	Sink Undercoating - White	No	None Detected	1	Sq.Ft.	2 Sinks
147	63	Caulk - On Interior Steel Window Frame	Yes	Chrysotile	1	Sq.Ft.	
147	64	Glazing - On Interior Steel Window Frame	Yes	Chrysotile	1	Sq.Ft.	

Northern Analytical Services

14870 225th Avenue, Big Rapids, MI 49307 - (231) 268-0004 - Fax (866) 214-4739

Customer: Oscoda Area Schools
Building: Oscoda High School
Address: 3550 River Road
Oscoda, MI 48750

Printed: November 5, 2023

Inspection Report

Room Number	*Material Number*	*Homogeneous Material Description*	*Asbestos Detected*	*Asbestos Type*	*Quantity*	*Units*	*Comments*
148	26	Floor Tile & Mastic - Assumed Under Cabinets and Heaters	Yes	Assumed	50	Sq.Ft.	East and West Walls
148	27	Wood Door - Solid Wood	Yes	Assumed	2	Sq.Ft.	With 2ft x 3ft Window
148	30	Caulk - On Interior Steel Door Frame, Grey, Brittle	Yes	Chrysotile	2	Sq.Ft.	
148	33	Pipe Insulation-Assumed in Walls/Ceiling Cavities -	Yes	Assumed	10	Ln.Ft.	Above Ceiling
148	35	Cove Base - 4in Black	No	None Detected	10	Sq.Ft.	
148	58	Vinyl Sheet Flooring - Grey Wood like Appearance, Yellow Mastic	No	None Detected	550	Sq.Ft.	
148	61	Ceiling Tile - 2ft x 4ft White with Varying Size Pinholes	No	None Detected	550	Sq.Ft.	
148	63	Caulk - On Interior Steel Window Frame	Yes	Chrysotile	1	Sq.Ft.	
148	64	Glazing - On Interior Steel Window Frame	Yes	Chrysotile	1	Sq.Ft.	
148.1	10	Fire Rated Door -	Yes	Assumed	1	Each	
148.1	24	Drywall & Joint Compound -	No	None Detected	150	Sq.Ft.	Ceiling
148.1	30	Caulk - On Interior Steel Door Frame, Grey, Brittle	Yes	Chrysotile	1	Sq.Ft.	
148.1	33	Pipe Insulation-Assumed in Walls/Ceiling Cavities -	Yes	Assumed	5	Ln.Ft.	Above Ceiling
148.1	50	Flooring Layer Assumed Under Surface Layer -	Yes	Assumed	150	Sq.Ft.	
148.1	58	Vinyl Sheet Flooring - Grey Wood like Appearance, Yellow Mastic	No	None Detected	150	Sq.Ft.	
149	10	Fire Rated Door -	Yes	Assumed	1	Each	

Northern Analytical Services

14870 225th Avenue, Big Rapids, MI 49307 - (231) 268-0004 - Fax (866) 214-4739

Customer: Oscoda Area Schools
Building: Oscoda High School
Address: 3550 River Road
Oscoda, MI 48750

Printed: November 5, 2023

Inspection Report

Room Number	*Material Number*	*Homogeneous Material Description*	*Asbestos Detected*	*Asbestos Type*	*Quantity*	*Units*	*Comments*
149	30	Caulk - On Interior Steel Door Frame, Grey, Brittle	Yes	Chrysotile	1	Sq.Ft.	
149	33	Pipe Insulation-Assumed in Walls/Ceiling Cavities -	Yes	Assumed	5	Ln.Ft.	Above Ceiling
149	50	Flooring Layer Assumed Under Surface Layer -	Yes	Assumed	250	Sq.Ft.	
149	58	Vinyl Sheet Flooring - Grey Wood like Appearance, Yellow Mastic	No	None Detected	250	Sq.Ft.	
149	61	Ceiling Tile - 2ft x 4ft White with Varying Size Pinholes	No	None Detected	250	Sq.Ft.	
150	10	Fire Rated Door -	Yes	Assumed	1	Each	Solid Steel
150	24	Drywall & Joint Compound -	No	None Detected	250	Sq.Ft.	Ceiling
150	25	Glue - Assumed Behind Visual Display Board	Yes	Assumed	10	Sq.Ft.	Mirror at West Wall
150	30	Caulk - On Interior Steel Door Frame, Grey, Brittle	Yes	Chrysotile	1	Sq.Ft.	
150	33	Pipe Insulation-Assumed in Walls/Ceiling Cavities -	Yes	Assumed	40	Ln.Ft.	25 for Toilets at East Wall 15 at Sink at West Wall
150	36	Ceramic Tile & Grout - 2ft x 1 ft Grey	Yes	Assumed	250	Sq.Ft.	Floor and Cove Base
151	10	Fire Rated Door -	Yes	Assumed	1	Each	Wood, Solid
151	24	Drywall & Joint Compound -	No	None Detected	70	Sq.Ft.	Ceiling
151	33	Pipe Insulation-Assumed in Walls/Ceiling Cavities -	Yes	Assumed	10	Ln.Ft.	
151	114	Caulk - On Interior Steel Door Frame	No	None Detected	1	Sq.Ft.	3x7ft
152	10	Fire Rated Door -	Yes	Assumed	1	Each	Solid Steel

Northern Analytical Services

14870 225th Avenue, Big Rapids, MI 49307 - (231) 268-0004 - Fax (866) 214-4739

Customer: Oscoda Area Schools
Building: Oscoda High School
Address: 3550 River Road
Oscoda, MI 48750

Printed: November 5, 2023

Inspection Report

Room Number	*Material Number*	*Homogeneous Material Description*	*Asbestos Detected*	*Asbestos Type*	*Quantity*	*Units*	*Comments*
152	24	Drywall & Joint Compound -	No	None Detected	250	Sq.Ft.	Ceiling
152	25	Glue - Assumed Behind Visual Display Board	Yes	Assumed	10	Sq.Ft.	Mirror at West Wall
152	30	Caulk - On Interior Steel Door Frame, Grey, Brittle	Yes	Chrysotile	1	Sq.Ft.	
152	33	Pipe Insulation-Assumed in Walls/Ceiling Cavities -	Yes	Assumed	40	Ln.Ft.	25 for Toilets at East Wall 15 at Sink at West Wall
152	36	Ceramic Tile & Grout - 2ft x 1 ft Grey	Yes	Assumed	250	Sq.Ft.	Floor and Cove Base
152	37	Caulk - On Bathroom Stalls	No	None Detected	0	Sq.Ft.	Not Quantified
153	4	Glued on Ceiling Tile - 1ft x 1ft White with Varying Size Pinholes	Yes	Amosite	2500	Sq.Ft.	Assumed Above Drywall
153	24	Drywall & Joint Compound -	No	None Detected	2500	Sq.Ft.	Ceiling
153	33	Pipe Insulation-Assumed in Walls/Ceiling Cavities -	Yes	Assumed	70	Ln.Ft.	At South Wall Heaters, North Wall Fountain and Heater, and Above Ceiling
153	35	Cove Base - 4in Black	No	None Detected	20	Sq.Ft.	
153	50	Flooring Layer Assumed Under Surface Layer -	Yes	Assumed	450	Sq.Ft.	Under Locker Bays
153	65	Ceramic Tile & Grout - 2ft x 1ft Grey Sandstone Appearance	Yes	Assumed	144	Sq.Ft.	
154	23	Ceramic Block & Grout - 18in x 4in Grey	Yes	Assumed	25	Sq.Ft.	Cove Base
154	24	Drywall & Joint Compound -	No	None Detected	400	Sq.Ft.	Ceiling and Bulkhead
154	25	Glue - Assumed Behind Visual Display Board	Yes	Assumed	120	Sq.Ft.	West Wall
154	26	Floor Tile & Mastic - Assumed Under Cabinets and Heaters	Yes	Assumed	50	Sq.Ft.	Under West Wall Desks

Northern Analytical Services

14870 225th Avenue, Big Rapids, MI 49307 - (231) 268-0004 - Fax (866) 214-4739

Customer: Oscoda Area Schools
Building: Oscoda High School
Address: 3550 River Road
Oscoda, MI 48750

Printed: November 5, 2023

Inspection Report

Room Number	*Material Number*	*Homogeneous Material Description*	*Asbestos Detected*	*Asbestos Type*	*Quantity*	*Units*	*Comments*
154	27	Wood Door - Solid Wood	Yes	Assumed	2	Sq.Ft.	
154	30	Caulk - On Interior Steel Door Frame, Grey, Brittle	Yes	Chrysotile	2	Sq.Ft.	
154	39	Ceiling Tile - 2ft x 2ft White Pinholes with Random Gouges	No	None Detected	3000	Sq.Ft.	
154	63	Caulk - On Interior Steel Window Frame	Yes	Chrysotile	1	Sq.Ft.	1 Unit 4ft x 8ft
154	66	Acoustical Ceiling - White with Fluffy/Flakey Texture	No	None Detected	600	Sq.Ft.	
154	67	Miscellaneous - Tar, Black, Clock/Speaker Backing	Yes	Chrysotile	1	Sq.Ft.	South Wall
154.1	10	Fire Rated Door -	Yes	Assumed	1	Each	Wood with 1ft x 4ft Window
154.1	22	Cove Base - 4in Light Blue	No	None Detected	5	Sq.Ft.	
154.1	30	Caulk - On Interior Steel Door Frame, Grey, Brittle	Yes	Chrysotile	1	Sq.Ft.	
154.1	39	Ceiling Tile - 2ft x 2ft White Pinholes with Random Gouges	No	None Detected	150	Sq.Ft.	
154.1	68	Floor Tile & Mastic - 12in x 12 in White with Purple, Dark Blue, and Grey Spots	No	None Detected	150	Sq.Ft.	
154.2	23	Ceramic Block & Grout - 18in x 4in Grey	Yes	Assumed	5	Sq.Ft.	Cove Base
154.2	27	Wood Door - Solid Wood	Yes	Assumed	1	Sq.Ft.	
154.2	30	Caulk - On Interior Steel Door Frame, Grey, Brittle	Yes	Chrysotile	1	Sq.Ft.	
154.2	61	Ceiling Tile - 2ft x 4ft White with Varying Size Pinholes	No	None Detected	100	Sq.Ft.	
154.2	63	Caulk - On Interior Steel Window Frame	Yes	Chrysotile	1	Sq.Ft.	

Northern Analytical Services

14870 225th Avenue, Big Rapids, MI 49307 - (231) 268-0004 - Fax (866) 214-4739

Customer: Oscoda Area Schools
Building: Oscoda High School
Address: 3550 River Road
Oscoda, MI 48750

Printed: November 5, 2023

Inspection Report

Room Number	*Material Number*	*Homogeneous Material Description*	*Asbestos Detected*	*Asbestos Type*	*Quantity*	*Units*	*Comments*
154.2	64	Glazing - On Interior Steel Window Frame	Yes	Chrysotile	1	Sq.Ft.	
154.2	67	Miscellaneous - Tar, Black, Clock/Speaker Backing	Yes	Chrysotile	1	Sq.Ft.	
154.3	22	Cove Base - 4in Light Blue	No	None Detected	5	Sq.Ft.	
154.3	26	Floor Tile & Mastic - Assumed Under Cabinets and Heaters	Yes	Assumed	40	Sq.Ft.	
154.3	27	Wood Door - Solid Wood	Yes	Assumed	2	Sq.Ft.	
154.3	30	Caulk - On Interior Steel Door Frame, Grey, Brittle	Yes	Chrysotile	2	Sq.Ft.	
154.3	33	Pipe Insulation-Assumed in Walls/Ceiling Cavities -	Yes	Assumed	10	Ln.Ft.	Above Ceiling
154.3	61	Ceiling Tile - 2ft x 4ft White with Varying Size Pinholes	No	None Detected	250	Sq.Ft.	
154.3	62	Sink Undercoating - White	No	None Detected	1	Sq.Ft.	
154.3	69	Floor Tile & Mastic - Grey with Dark Grey and White Streaks	No	None Detected	150	Sq.Ft.	
154.4	4	Glued on Ceiling Tile - 1ft x 1ft White with Varying Size Pinholes	Yes	Amosite	220	Sq.Ft.	Assumed Above Drywall
154.4	23	Ceramic Block & Grout - 18in x 4in Grey	Yes	Assumed	10	Sq.Ft.	As Cove Base Behind Black Base
154.4	24	Drywall & Joint Compound -	No	None Detected	220	Sq.Ft.	Ceiling
154.4	25	Glue - Assumed Behind Visual Display Board	Yes	Assumed	45	Sq.Ft.	East Wall
154.4	27	Wood Door - Solid Wood	Yes	Assumed	2	Sq.Ft.	
154.4	30	Caulk - On Interior Steel Door Frame, Grey, Brittle	Yes	Chrysotile	2	Sq.Ft.	

Northern Analytical Services

14870 225th Avenue, Big Rapids, MI 49307 - (231) 268-0004 - Fax (866) 214-4739

Customer: Oscoda Area Schools
Building: Oscoda High School
Address: 3550 River Road
Oscoda, MI 48750

Printed: November 5, 2023

Inspection Report

Room Number	*Material Number*	*Homogeneous Material Description*	*Asbestos Detected*	*Asbestos Type*	*Quantity*	*Units*	*Comments*
154.4	33	Pipe Insulation-Assumed in Walls/Ceiling Cavities -	Yes	Assumed	10	Ln.Ft.	Above Ceiling
154.4	35	Cove Base - 4in Black	No	None Detected	10	Sq.Ft.	
154.4	50	Flooring Layer Assumed Under Surface Layer -	Yes	Assumed	220	Sq.Ft.	
155	4	Glued on Ceiling Tile - 1ft x 1ft White with Varying Size Pinholes	Yes	Amosite	13270	Sq.Ft.	6600 Assumed Above Acoustical Ceiling and Drywall Ceiling
155	10	Fire Rated Door -	Yes	Assumed	2	Each	Wood with 1ft x 4ft Window
155	11	Caulk - On Exterior Aluminum Window Frame, Grey, Pliable	No	None Detected	3	Sq.Ft.	
155	23	Ceramic Block & Grout - 18in x 4in Grey	Yes	Assumed	20	Sq.Ft.	Cove Base, Painted Blue
155	24	Drywall & Joint Compound -	No	None Detected	600	Sq.Ft.	Ceiling
155	30	Caulk - On Interior Steel Door Frame, Grey, Brittle	Yes	Chrysotile	1	Sq.Ft.	
155	33	Pipe Insulation-Assumed in Walls/Ceiling Cavities -	Yes	Assumed	130	Ln.Ft.	Above Ceiling, at Heaters and Water Fountains on All Walls
155	35	Cove Base - 4in Black	No	None Detected	10	Sq.Ft.	
155	49	Flooring - Terrazzo, Yellowish Tan	No	None Detected	300	Sq.Ft.	Steps
155	67	Miscellaneous - Tar, Black, Clock/Speaker Backing	Yes	Chrysotile	15	Sq.Ft.	Throughout Room, Contaminated with Acoustical Ceiling
155	70	Acoustical Ceiling - White, Bumpy and Rough Texture	No	None Detected	6670	Sq.Ft.	Some Damaged Locations
156	11	Caulk - On Exterior Aluminum Window Frame, Grey, Pliable	No	None Detected	1	Sq.Ft.	2 Units, 16ft x 10ft
156	18	Caulk - On Concrete Frame, Grey Pliable	No	None Detected	2	Sq.Ft.	Door 5

Northern Analytical Services

14870 225th Avenue, Big Rapids, MI 49307 - (231) 268-0004 - Fax (866) 214-4739

Customer: Oscoda Area Schools
Building: Oscoda High School
Address: 3550 River Road
Oscoda, MI 48750

Printed: November 5, 2023

Inspection Report

Room Number	*Material Number*	*Homogeneous Material Description*	*Asbestos Detected*	*Asbestos Type*	*Quantity*	*Units*	*Comments*
156	23	Ceramic Block & Grout - 18in x 4in Grey	Yes	Assumed	5	Sq.Ft.	Cove Base
156	24	Drywall & Joint Compound -	No	None Detected	200	Sq.Ft.	Ceiling
156	33	Pipe Insulation-Assumed in Walls/Ceiling Cavities -	Yes	Assumed	20	Ln.Ft.	Above Ceiling and at Heaters
156	49	Flooring - Terrazzo, Yellowish Tan	No	None Detected	200	Sq.Ft.	
157	10	Fire Rated Door -	Yes	Assumed	1	Each	Solid Steel
157	24	Drywall & Joint Compound -	No	None Detected	200	Sq.Ft.	Ceiling
157	25	Glue - Assumed Behind Visual Display Board	Yes	Assumed	10	Sq.Ft.	Mirror at West Wall
157	30	Caulk - On Interior Steel Door Frame, Grey, Brittle	Yes	Chrysotile	1	Sq.Ft.	
157	33	Pipe Insulation-Assumed in Walls/Ceiling Cavities -	Yes	Assumed	40	Ln.Ft.	25 for Toilets at East Wall 15 at Sink at West Wall
157	36	Ceramic Tile & Grout - 2ft x 1 ft Grey	Yes	Assumed	200	Sq.Ft.	Floor and Cove Base
158	1	Pipe Insulation-Mudded Fitting - Elbows and Hangers	Yes	Amosite	45	Ln.Ft.	
158	10	Fire Rated Door -	Yes	Assumed	1	Each	Solid Wood
158	26	Floor Tile & Mastic - Assumed Under Cabinets and Heaters	Yes	Assumed	80	Sq.Ft.	
158	27	Wood Door - Solid Wood	Yes	Assumed	4	Sq.Ft.	
158	28	Glazing - On Interior Steel Storefront Frame	Yes	Chrysotile	1	Sq.Ft.	
158	30	Caulk - On Interior Steel Door Frame, Grey, Brittle	Yes	Chrysotile	2	Sq.Ft.	

Northern Analytical Services

14870 225th Avenue, Big Rapids, MI 49307 - (231) 268-0004 - Fax (866) 214-4739

Customer: Oscoda Area Schools
Building: Oscoda High School
Address: 3550 River Road
Oscoda, MI 48750

Printed: November 5, 2023

Inspection Report

Room Number	*Material Number*	*Homogeneous Material Description*	*Asbestos Detected*	*Asbestos Type*	*Quantity*	*Units*	*Comments*
158	35	Cove Base - 4in Black	No	None Detected	10	Sq.Ft.	
158	40	Caulk - On Interior Steel Storefront Frame	Yes	Chrysotile	1	Sq.Ft.	
158	50	Flooring Layer Assumed Under Surface Layer -	Yes	Assumed	1100	Sq.Ft.	
158	61	Ceiling Tile - 2ft x 4ft White with Varying Size Pinholes	No	None Detected	1100	Sq.Ft.	
158.1	1	Pipe Insulation-Mudded Fitting - Elbows and Hangers	Yes	Amosite	10	Ln.Ft.	Above Ceiling
158.1	5	Transite - Siding	Yes	Assumed	10	Sq.Ft.	
158.1	25	Glue - Assumed Behind Visual Display Board	Yes	Assumed	20	Sq.Ft.	North Wall
158.1	30	Caulk - On Interior Steel Door Frame, Grey, Brittle	Yes	Chrysotile	1	Sq.Ft.	
158.1	33	Pipe Insulation-Assumed in Walls/Ceiling Cavities -	Yes	Assumed	5	Ln.Ft.	At Heater
158.1	35	Cove Base - 4in Black	No	None Detected	5	Sq.Ft.	
158.1	50	Flooring Layer Assumed Under Surface Layer -	Yes	Assumed	125	Sq.Ft.	
158.1	61	Ceiling Tile - 2ft x 4ft White with Varying Size Pinholes	No	None Detected	125	Sq.Ft.	
158.1	63	Caulk - On Interior Steel Window Frame	Yes	Chrysotile	1	Sq.Ft.	1 Unit, 4ft x 8ft
158.1	64	Glazing - On Interior Steel Window Frame	Yes	Chrysotile	1	Sq.Ft.	1 Unit, 4ft x 8ft
158.2	1	Pipe Insulation-Mudded Fitting - Elbows and Hangers	Yes	Amosite	10	Ln.Ft.	Above Ceiling
158.2	5	Transite - Siding	Yes	Assumed	10	Sq.Ft.	

Northern Analytical Services

14870 225th Avenue, Big Rapids, MI 49307 - (231) 268-0004 - Fax (866) 214-4739

Customer: Oscoda Area Schools
Building: Oscoda High School
Address: 3550 River Road
Oscoda, MI 48750

Printed: November 5, 2023

Inspection Report

Room Number	*Material Number*	*Homogeneous Material Description*	*Asbestos Detected*	*Asbestos Type*	*Quantity*	*Units*	*Comments*
158.2	24	Drywall & Joint Compound -	No	None Detected	50	Sq.Ft.	At North Wall
158.2	25	Glue - Assumed Behind Visual Display Board	Yes	Assumed	20	Sq.Ft.	North Wall
158.2	27	Wood Door - Solid Wood	Yes	Assumed	2	Sq.Ft.	
158.2	30	Caulk - On Interior Steel Door Frame, Grey, Brittle	Yes	Chrysotile	2	Sq.Ft.	
158.2	33	Pipe Insulation-Assumed in Walls/Ceiling Cavities -	Yes	Assumed	5	Ln.Ft.	At Heater
158.2	35	Cove Base - 4in Black	No	None Detected	5	Sq.Ft.	
158.2	50	Flooring Layer Assumed Under Surface Layer -	Yes	Assumed	200	Sq.Ft.	
158.2	61	Ceiling Tile - 2ft x 4ft White with Varying Size Pinholes	No	None Detected	200	Sq.Ft.	
158.2	63	Caulk - On Interior Steel Window Frame	Yes	Chrysotile	1	Sq.Ft.	1 Unit, 4ft x 8ft
158.2	64	Glazing - On Interior Steel Window Frame	Yes	Chrysotile	1	Sq.Ft.	1 Unit, 4ft x 8ft
158.3	27	Wood Door - Solid Wood	Yes	Assumed	1	Sq.Ft.	
158.3	30	Caulk - On Interior Steel Door Frame, Grey, Brittle	Yes	Chrysotile	1	Sq.Ft.	
158.3	33	Pipe Insulation-Assumed in Walls/Ceiling Cavities -	Yes	Assumed	15	Ln.Ft.	Above Ceiling and At Heater
158.3	35	Cove Base - 4in Black	No	None Detected	5	Sq.Ft.	
158.3	50	Flooring Layer Assumed Under Surface Layer -	Yes	Assumed	60	Sq.Ft.	
158.3	59	Plaster - Smooth	No	None Detected	60	Sq.Ft.	

Northern Analytical Services

14870 225th Avenue, Big Rapids, MI 49307 - (231) 268-0004 - Fax (866) 214-4739

Customer: Oscoda Area Schools
Building: Oscoda High School
Address: 3550 River Road
Oscoda, MI 48750

Printed: November 5, 2023

Inspection Report

Room Number	*Material Number*	*Homogeneous Material Description*	*Asbestos Detected*	*Asbestos Type*	*Quantity*	*Units*	*Comments*
158.4	27	Wood Door - Solid Wood	Yes	Assumed	1	Sq.Ft.	
158.4	30	Caulk - On Interior Steel Door Frame, Grey, Brittle	Yes	Chrysotile	1	Sq.Ft.	
158.4	33	Pipe Insulation-Assumed in Walls/Ceiling Cavities -	Yes	Assumed	15	Ln.Ft.	Above Ceiling and At Heater
158.4	35	Cove Base - 4in Black	No	None Detected	5	Sq.Ft.	
158.4	52	Ceramic Tile & Grout - 2in x 2in Blue and Light Blue with White Flecks	No	None Detected	60	Sq.Ft.	
158.4	54	Light Backing - Silver	Yes	Chrysotile	1	Sq.Ft.	
158.4	59	Plaster - Smooth	No	None Detected	60	Sq.Ft.	
158.5	1	Pipe Insulation-Mudded Fitting - Elbows and Hangers	Yes	Amosite	10	Ln.Ft.	Above Ceiling
158.5	5	Transite - Siding	Yes	Assumed	10	Sq.Ft.	
158.5	25	Glue - Assumed Behind Visual Display Board	Yes	Assumed	20	Sq.Ft.	North Wall
158.5	30	Caulk - On Interior Steel Door Frame, Grey, Brittle	Yes	Chrysotile	1	Sq.Ft.	
158.5	33	Pipe Insulation-Assumed in Walls/Ceiling Cavities -	Yes	Assumed	5	Ln.Ft.	At Heater
158.5	35	Cove Base - 4in Black	No	None Detected	5	Sq.Ft.	
158.5	50	Flooring Layer Assumed Under Surface Layer -	Yes	Assumed	100	Sq.Ft.	
158.5	61	Ceiling Tile - 2ft x 4ft White with Varying Size Pinholes	No	None Detected	100	Sq.Ft.	
158.6	1	Pipe Insulation-Mudded Fitting - Elbows and Hangers	Yes	Amosite	10	Ln.Ft.	Above Ceiling

Northern Analytical Services

14870 225th Avenue, Big Rapids, MI 49307 - (231) 268-0004 - Fax (866) 214-4739

Customer: Oscoda Area Schools
Building: Oscoda High School
Address: 3550 River Road
Oscoda, MI 48750

Printed: November 5, 2023

Inspection Report

Room Number	*Material Number*	*Homogeneous Material Description*	*Asbestos Detected*	*Asbestos Type*	*Quantity*	*Units*	*Comments*
158.6	25	Glue - Assumed Behind Visual Display Board	Yes	Assumed	20	Sq.Ft.	North Wall
158.6	33	Pipe Insulation-Assumed in Walls/Ceiling Cavities -	Yes	Assumed	5	Ln.Ft.	At Heater
158.6	35	Cove Base - 4in Black	No	None Detected	5	Sq.Ft.	
158.6	50	Flooring Layer Assumed Under Surface Layer -	Yes	Assumed	100	Sq.Ft.	
158.6	55	Caulk - On Interior Steel Sidelight Frame	Yes	Chrysotile	1	Sq.Ft.	
158.6	56	Glazing - On Interior Steel Sidelight Frame	Yes	Chrysotile	1	Sq.Ft.	
158.6	61	Ceiling Tile - 2ft x 4ft White with Varying Size Pinholes	No	None Detected	100	Sq.Ft.	
158.7	27	Wood Door - Solid Wood	Yes	Assumed	1	Sq.Ft.	
158.7	30	Caulk - On Interior Steel Door Frame, Grey, Brittle	Yes	Chrysotile	1	Sq.Ft.	
158.7	33	Pipe Insulation-Assumed in Walls/Ceiling Cavities -	Yes	Assumed	20	Ln.Ft.	Above Ceiling and At Heater and Sink
158.7	35	Cove Base - 4in Black	No	None Detected	5	Sq.Ft.	
158.7	50	Flooring Layer Assumed Under Surface Layer -	Yes	Assumed	170	Sq.Ft.	
158.7	61	Ceiling Tile - 2ft x 4ft White with Varying Size Pinholes	No	None Detected	170	Sq.Ft.	
158.8	6	Floor Tile & Mastic - 9in x 9in Green with White Streaks, Black Mastic	Yes	Chrysotile	120	Sq.Ft.	
158.8	23	Ceramic Block & Grout - 18in x 4in Grey	Yes	Assumed	5	Sq.Ft.	Cove Base
158.8	24	Drywall & Joint Compound -	No	None Detected	120	Sq.Ft.	

Northern Analytical Services

14870 225th Avenue, Big Rapids, MI 49307 - (231) 268-0004 - Fax (866) 214-4739

Customer: Oscoda Area Schools
Building: Oscoda High School
Address: 3550 River Road
Oscoda, MI 48750

Printed: November 5, 2023

Inspection Report

Room Number	*Material Number*	*Homogeneous Material Description*	*Asbestos Detected*	*Asbestos Type*	*Quantity*	*Units*	*Comments*
158.8	71	Miscellaneous - Safe Door	Yes	Assumed	1	Sq.Ft.	
158.8	72	Miscellaneous - Fire Resistant File Cabinet	Yes	Assumed	1	Sq.Ft.	Inside Safe
159	4	Glued on Ceiling Tile - 1ft x 1ft White with Varying Size Pinholes	Yes	Amosite	700	Sq.Ft.	
159	33	Pipe Insulation-Assumed in Walls/Ceiling Cavities -	Yes	Assumed	50	Ln.Ft.	Above Ceiling and at Heater
159	35	Cove Base - 4in Black	No	None Detected	5	Sq.Ft.	
159	49	Flooring - Terrazzo, Yellowish Tan	No	None Detected	50	Sq.Ft.	
159	70	Acoustical Ceiling - White, Bumpy and Rough Texture	No	None Detected	300	Sq.Ft.	
159	73	Ceramic Tile & Grout - 1ft x 1ft Grey with White and Black Spots	Yes	Assumed	700	Sq.Ft.	
160	24	Drywall & Joint Compound -	No	None Detected	1600	Sq.Ft.	Ceilings and Bulkheads
160	27	Wood Door - Solid Wood	Yes	Assumed	3	Sq.Ft.	
160	30	Caulk - On Interior Steel Door Frame, Grey, Brittle	Yes	Chrysotile	3	Sq.Ft.	
160	33	Pipe Insulation-Assumed in Walls/Ceiling Cavities -	Yes	Assumed	75	Ln.Ft.	25 at Sinks and Heaters Throughout Room and Above Ceiling
160	74	Ceramic Tile & Grout - 4in x 4in Green with White Flecks/Spots	Yes	Assumed	1100	Sq.Ft.	
160	75	Ceramic Block & Grout - 12in x 4in White	Yes	Assumed	1000	Sq.Ft.	
160.1	23	Ceramic Block & Grout - 18in x 4in Grey	Yes	Assumed	5	Sq.Ft.	Cove Base
160.1	24	Drywall & Joint Compound -	No	None Detected	70	Sq.Ft.	Ceiling

Northern Analytical Services

14870 225th Avenue, Big Rapids, MI 49307 - (231) 268-0004 - Fax (866) 214-4739

Customer: Oscoda Area Schools
Building: Oscoda High School
Address: 3550 River Road
Oscoda, MI 48750

Printed: November 5, 2023

Inspection Report

Room Number	*Material Number*	*Homogeneous Material Description*	*Asbestos Detected*	*Asbestos Type*	*Quantity*	*Units*	*Comments*
160.1	27	Wood Door - Solid Wood	Yes	Assumed	1	Sq.Ft.	
160.1	46	Floor Tile & Mastic - 9in x 9in Light Green with Dark Green and Grey Streaks, Black Mastic	Yes	Chrysotile	70	Sq.Ft.	
160.1	55	Caulk - On Interior Steel Sidelight Frame	Yes	Chrysotile	1	Sq.Ft.	
160.1	56	Glazing - On Interior Steel Sidelight Frame	Yes	Chrysotile	1	Sq.Ft.	
160.1	67	Miscellaneous - Tar, Black, Clock/Speaker Backing	Yes	Chrysotile	1	Sq.Ft.	Assumed at Speaker
160.2	4	Glued on Ceiling Tile - 1ft x 1ft White with Varying Size Pinholes	Yes	Amosite	85	Sq.Ft.	
160.2	23	Ceramic Block & Grout - 18in x 4in Grey	Yes	Assumed	5	Sq.Ft.	Cove Base
160.2	25	Glue - Assumed Behind Visual Display Board	Yes	Assumed	6	Sq.Ft.	At Mirror
160.2	27	Wood Door - Solid Wood	Yes	Assumed	1	Sq.Ft.	
160.2	30	Caulk - On Interior Steel Door Frame, Grey, Brittle	Yes	Chrysotile	1	Sq.Ft.	
160.2	33	Pipe Insulation-Assumed in Walls/Ceiling Cavities -	Yes	Assumed	15	Ln.Ft.	10 Above Ceiling and 5 At Sink
160.2	48	Floor Tile & Mastic - 12in x 12in Greyish Blue w/ Red, Blue, & White Streaks, Black Mastic	Yes	Chrysotile	85	Sq.Ft.	
160.2	50	Flooring Layer Assumed Under Surface Layer -	Yes	Assumed	85	Sq.Ft.	
160.3	24	Drywall & Joint Compound -	No	None Detected	30	Sq.Ft.	Ceiling
160.3	27	Wood Door - Solid Wood	Yes	Assumed	1	Sq.Ft.	
160.3	30	Caulk - On Interior Steel Door Frame, Grey, Brittle	Yes	Chrysotile	1	Sq.Ft.	

Northern Analytical Services

14870 225th Avenue, Big Rapids, MI 49307 - (231) 268-0004 - Fax (866) 214-4739

Customer: Oscoda Area Schools
Building: Oscoda High School
Address: 3550 River Road
Oscoda, MI 48750

Printed: November 5, 2023

Inspection Report

Room Number	*Material Number*	*Homogeneous Material Description*	*Asbestos Detected*	*Asbestos Type*	*Quantity*	*Units*	*Comments*
160.3	33	Pipe Insulation-Assumed in Walls/Ceiling Cavities -	Yes	Assumed	10	Ln.Ft.	
160.3	52	Ceramic Tile & Grout - 2in x 2in Blue and Light Blue with White Flecks	No	None Detected	30	Sq.Ft.	
160.3	54	Light Backing - Silver	Yes	Chrysotile	1	Sq.Ft.	Damaged
160.4	23	Ceramic Block & Grout - 18in x 4in Grey	Yes	Assumed	5	Sq.Ft.	Cove Base
160.4	24	Drywall & Joint Compound -	No	None Detected	250	Sq.Ft.	Ceiling
160.4	30	Caulk - On Interior Steel Door Frame, Grey, Brittle	Yes	Chrysotile	1	Sq.Ft.	
160.4	33	Pipe Insulation-Assumed in Walls/Ceiling Cavities -	Yes	Assumed	10	Ln.Ft.	Above Ceiling
160.4	46	Floor Tile & Mastic - 9in x 9in Light Green with Dark Green and Grey Streaks, Black Mastic	Yes	Chrysotile	250	Sq.Ft.	
160.5	23	Ceramic Block & Grout - 18in x 4in Grey	Yes	Assumed	5	Sq.Ft.	Cove Base
160.5	24	Drywall & Joint Compound -	No	None Detected	165	Sq.Ft.	Ceiling
160.5	27	Wood Door - Solid Wood	Yes	Assumed	2	Sq.Ft.	
160.5	30	Caulk - On Interior Steel Door Frame, Grey, Brittle	Yes	Chrysotile	2	Sq.Ft.	
160.5	33	Pipe Insulation-Assumed in Walls/Ceiling Cavities -	Yes	Assumed	10	Ln.Ft.	Above Ceiling
160.5	50	Flooring Layer Assumed Under Surface Layer -	Yes	Assumed	165	Sq.Ft.	
160.5	58	Vinyl Sheet Flooring - Grey Wood like Appearance, Yellow Mastic	No	None Detected	165	Sq.Ft.	
161	10	Fire Rated Door -	Yes	Assumed	1	Each	Solid Steel

Northern Analytical Services

14870 225th Avenue, Big Rapids, MI 49307 - (231) 268-0004 - Fax (866) 214-4739

Customer: Oscoda Area Schools
Building: Oscoda High School
Address: 3550 River Road
Oscoda, MI 48750

Printed: November 5, 2023

Inspection Report

Room Number	*Material Number*	*Homogeneous Material Description*	*Asbestos Detected*	*Asbestos Type*	*Quantity*	*Units*	*Comments*
161	24	Drywall & Joint Compound -	No	None Detected	200	Sq.Ft.	Ceiling
161	25	Glue - Assumed Behind Visual Display Board	Yes	Assumed	10	Sq.Ft.	Mirror at West Wall
161	30	Caulk - On Interior Steel Door Frame, Grey, Brittle	Yes	Chrysotile	1	Sq.Ft.	
161	33	Pipe Insulation-Assumed in Walls/Ceiling Cavities -	Yes	Assumed	40	Ln.Ft.	25 for Toilets at East Wall 15 at Sink at West Wall
161	36	Ceramic Tile & Grout - 2ft x 1 ft Grey	Yes	Assumed	200	Sq.Ft.	Floor and Cove Base
162	4	Glued on Ceiling Tile - 1ft x 1ft White with Varying Size Pinholes	Yes	Amosite	1200	Sq.Ft.	Damaged Debris on Floor
162	23	Ceramic Block & Grout - 18in x 4in Grey	Yes	Assumed	10	Sq.Ft.	Cove Base
162	25	Glue - Assumed Behind Visual Display Board	Yes	Assumed	1500	Sq.Ft.	South, East, and West Walls
162	27	Wood Door - Solid Wood	Yes	Assumed	2	Sq.Ft.	
162	29	Floor Tile & Mastic - 9in x 9in Tan with Brown and White Streaks, Black Mastic	Yes	Chrysotile	1200	Sq.Ft.	600 Assumed Under Wood Stands
162	30	Caulk - On Interior Steel Door Frame, Grey, Brittle	Yes	Chrysotile	2	Sq.Ft.	
162	33	Pipe Insulation-Assumed in Walls/Ceiling Cavities -	Yes	Assumed	20	Ln.Ft.	Above Ceiling
162	53	Miscellaneous - Tack Board	Yes	Assumed	48	Sq.Ft.	East Wall
162	59	Plaster - Smooth	No	None Detected	1200	Sq.Ft.	Above Ceiling Tile
162	67	Miscellaneous - Tar, Black, Clock/Speaker Backing	Yes	Chrysotile	1	Sq.Ft.	
162	76	Tar, Felt & Associated Mastic Layers Under Wood Floor - Wood Stands	Yes	Assumed	600	Sq.Ft.	

Northern Analytical Services

14870 225th Avenue, Big Rapids, MI 49307 - (231) 268-0004 - Fax (866) 214-4739

Customer: Oscoda Area Schools
Building: Oscoda High School
Address: 3550 River Road
Oscoda, MI 48750

Printed: November 5, 2023

Inspection Report

Room Number	*Material Number*	*Homogeneous Material Description*	*Asbestos Detected*	*Asbestos Type*	*Quantity*	*Units*	*Comments*
162	78	Cement Board - Green With Holes	Yes	Chrysotile	1300	Sq.Ft.	North and South Walls
162	79	Miscellaneous - Black Tar on Fiberglass Mats	No	None Detected	1300	Sq.Ft.	Assumed Behind Transite Boards with Holes
163	4	Glued on Ceiling Tile - 1ft x 1ft White with Varying Size Pinholes	Yes	Amosite	115	Sq.Ft.	Damaged with Floor Debris
163	23	Ceramic Block & Grout - 18in x 4in Grey	Yes	Assumed	5	Sq.Ft.	Cove Base
163	29	Floor Tile & Mastic - 9in x 9in Tan with Brown and White Streaks, Black Mastic	Yes	Chrysotile	115	Sq.Ft.	
163	30	Caulk - On Interior Steel Door Frame, Grey, Brittle	Yes	Chrysotile	2	Sq.Ft.	
163	59	Plaster - Smooth	No	None Detected	115	Sq.Ft.	Assumed Above Ceiling
163	67	Miscellaneous - Tar, Black, Clock/Speaker Backing	Yes	Chrysotile	1	Sq.Ft.	Assumed
163	77	Glazing - On Non-Rated Wood Door with 1ft x 1ft Window	No	None Detected	2	Sq.Ft.	
163.1	4	Glued on Ceiling Tile - 1ft x 1ft White with Varying Size Pinholes	Yes	Amosite	50	Sq.Ft.	
163.1	27	Wood Door - Solid Wood	Yes	Assumed	1	Sq.Ft.	1ft x 1ft Window
163.1	29	Floor Tile & Mastic - 9in x 9in Tan with Brown and White Streaks, Black Mastic	Yes	Chrysotile	60	Sq.Ft.	
163.1	30	Caulk - On Interior Steel Door Frame, Grey, Brittle	Yes	Chrysotile	1	Sq.Ft.	
163.1	59	Plaster - Smooth	No	None Detected	50	Sq.Ft.	Assumed Above Ceiling
163.1	77	Glazing - On Non-Rated Wood Door with 1ft x 1ft Window	No	None Detected	1	Sq.Ft.	
163.1	78	Cement Board - Green With Holes	Yes	Chrysotile	160	Sq.Ft.	North and East Walls

Northern Analytical Services

14870 225th Avenue, Big Rapids, MI 49307 - (231) 268-0004 - Fax (866) 214-4739

Customer: Oscoda Area Schools
Building: Oscoda High School
Address: 3550 River Road
Oscoda, MI 48750

Printed: November 5, 2023

Inspection Report

Room Number	*Material Number*	*Homogeneous Material Description*	*Asbestos Detected*	*Asbestos Type*	*Quantity*	*Units*	*Comments*
163.1	79	Miscellaneous - Black Tar on Fiberglass Mats	No	None Detected	160	Sq.Ft.	
163.2	25	Glue - Assumed Behind Visual Display Board	Yes	Assumed	40	Sq.Ft.	
163.2	27	Wood Door - Solid Wood	Yes	Assumed	2	Sq.Ft.	1 Wood with 1ft x 1ft Window 1 Steel with 3ft x 3ft Window
163.2	29	Floor Tile & Mastic - 9in x 9in Tan with Brown and White Streaks, Black Mastic	Yes	Chrysotile	55	Sq.Ft.	
163.2	30	Caulk - On Interior Steel Door Frame, Grey, Brittle	Yes	Chrysotile	2	Sq.Ft.	
163.2	33	Pipe Insulation-Assumed in Walls/Ceiling Cavities -	Yes	Assumed	10	Ln.Ft.	Above Ceiling
163.2	59	Plaster - Smooth	No	None Detected	50	Sq.Ft.	Above Ceiling
163.2	77	Glazing - On Non-Rated Wood Door with 1ft x 1ft Window	No	None Detected	1	Sq.Ft.	
163.3	4	Glued on Ceiling Tile - 1ft x 1ft White with Varying Size Pinholes	Yes	Amosite	50	Sq.Ft.	
163.3	27	Wood Door - Solid Wood	Yes	Assumed	1	Sq.Ft.	1ft x 1ft Window
163.3	29	Floor Tile & Mastic - 9in x 9in Tan with Brown and White Streaks, Black Mastic	Yes	Chrysotile	60	Sq.Ft.	
163.3	30	Caulk - On Interior Steel Door Frame, Grey, Brittle	Yes	Chrysotile	1	Sq.Ft.	
163.3	59	Plaster - Smooth	No	None Detected	50	Sq.Ft.	Assumed Above Ceiling
163.3	77	Glazing - On Non-Rated Wood Door with 1ft x 1ft Window	No	None Detected	1	Sq.Ft.	
163.3	78	Cement Board - Green With Holes	Yes	Chrysotile	160	Sq.Ft.	North and East Walls
163.3	79	Miscellaneous - Black Tar on Fiberglass Mats	No	None Detected	160	Sq.Ft.	

Northern Analytical Services

14870 225th Avenue, Big Rapids, MI 49307 - (231) 268-0004 - Fax (866) 214-4739

Customer: Oscoda Area Schools
Building: Oscoda High School
Address: 3550 River Road
Oscoda, MI 48750

Printed: November 5, 2023

Inspection Report

Room Number	*Material Number*	*Homogeneous Material Description*	*Asbestos Detected*	*Asbestos Type*	*Quantity*	*Units*	*Comments*
163.4	4	Glued on Ceiling Tile - 1ft x 1ft White with Varying Size Pinholes	Yes	Amosite	50	Sq.Ft.	
163.4	27	Wood Door - Solid Wood	Yes	Assumed	1	Sq.Ft.	1ft x 1ft Window
163.4	29	Floor Tile & Mastic - 9in x 9in Tan with Brown and White Streaks, Black Mastic	Yes	Chrysotile	60	Sq.Ft.	
163.4	30	Caulk - On Interior Steel Door Frame, Grey, Brittle	Yes	Chrysotile	1	Sq.Ft.	
163.4	59	Plaster - Smooth	No	None Detected	50	Sq.Ft.	Assumed Above Ceiling
163.4	77	Glazing - On Non-Rated Wood Door with 1ft x 1ft Window	No	None Detected	1	Sq.Ft.	
163.4	78	Cement Board - Green With Holes	Yes	Chrysotile	160	Sq.Ft.	North and East Walls
163.4	79	Miscellaneous - Black Tar on Fiberglass Mats	No	None Detected	160	Sq.Ft.	
163.5	4	Glued on Ceiling Tile - 1ft x 1ft White with Varying Size Pinholes	Yes	Amosite	60	Sq.Ft.	
163.5	27	Wood Door - Solid Wood	Yes	Assumed	1	Sq.Ft.	1ft x 1ft Window
163.5	29	Floor Tile & Mastic - 9in x 9in Tan with Brown and White Streaks, Black Mastic	Yes	Chrysotile	60	Sq.Ft.	
163.5	30	Caulk - On Interior Steel Door Frame, Grey, Brittle	Yes	Chrysotile	1	Sq.Ft.	
163.5	59	Plaster - Smooth	No	None Detected	60	Sq.Ft.	Assumed Above Ceiling
163.5	77	Glazing - On Non-Rated Wood Door with 1ft x 1ft Window	No	None Detected	1	Sq.Ft.	
163.5	78	Cement Board - Green With Holes	Yes	Chrysotile	160	Sq.Ft.	West and South Walls
163.5	79	Miscellaneous - Black Tar on Fiberglass Mats	No	None Detected	160	Sq.Ft.	

Northern Analytical Services

14870 225th Avenue, Big Rapids, MI 49307 - (231) 268-0004 - Fax (866) 214-4739

Customer: Oscoda Area Schools
Building: Oscoda High School
Address: 3550 River Road
Oscoda, MI 48750

Printed: November 5, 2023

Inspection Report

Room Number	*Material Number*	*Homogeneous Material Description*	*Asbestos Detected*	*Asbestos Type*	*Quantity*	*Units*	*Comments*
163.6	4	Glued on Ceiling Tile - 1ft x 1ft White with Varying Size Pinholes	Yes	Amosite	60	Sq.Ft.	
163.6	27	Wood Door - Solid Wood	Yes	Assumed	1	Sq.Ft.	1ft x 1ft Window
163.6	29	Floor Tile & Mastic - 9in x 9in Tan with Brown and White Streaks, Black Mastic	Yes	Chrysotile	60	Sq.Ft.	
163.6	30	Caulk - On Interior Steel Door Frame, Grey, Brittle	Yes	Chrysotile	1	Sq.Ft.	
163.6	59	Plaster - Smooth	No	None Detected	60	Sq.Ft.	Assumed Above Ceiling
163.6	77	Glazing - On Non-Rated Wood Door with 1ft x 1ft Window	No	None Detected	1	Sq.Ft.	
163.6	78	Cement Board - Green With Holes	Yes	Chrysotile	160	Sq.Ft.	West and South Walls
163.6	79	Miscellaneous - Black Tar on Fiberglass Mats	No	None Detected	160	Sq.Ft.	
163.7	4	Glued on Ceiling Tile - 1ft x 1ft White with Varying Size Pinholes	Yes	Amosite	320	Sq.Ft.	
163.7	27	Wood Door - Solid Wood	Yes	Assumed	1	Sq.Ft.	1ft x 1ft Window
163.7	29	Floor Tile & Mastic - 9in x 9in Tan with Brown and White Streaks, Black Mastic	Yes	Chrysotile	320	Sq.Ft.	
163.7	30	Caulk - On Interior Steel Door Frame, Grey, Brittle	Yes	Chrysotile	1	Sq.Ft.	
163.7	59	Plaster - Smooth	No	None Detected	320	Sq.Ft.	Assumed Above Ceiling
163.7	77	Glazing - On Non-Rated Wood Door with 1ft x 1ft Window	No	None Detected	1	Sq.Ft.	
163.7	78	Cement Board - Green With Holes	Yes	Chrysotile	300	Sq.Ft.	West and South Walls
163.7	79	Miscellaneous - Black Tar on Fiberglass Mats	No	None Detected	300	Sq.Ft.	

Northern Analytical Services

14870 225th Avenue, Big Rapids, MI 49307 - (231) 268-0004 - Fax (866) 214-4739

Customer: Oscoda Area Schools
Building: Oscoda High School
Address: 3550 River Road
Oscoda, MI 48750

Printed: November 5, 2023

Inspection Report

Room Number	*Material Number*	*Homogeneous Material Description*	*Asbestos Detected*	*Asbestos Type*	*Quantity*	*Units*	*Comments*
164	4	Glued on Ceiling Tile - 1ft x 1ft White with Varying Size Pinholes	Yes	Amosite	1700	Sq.Ft.	Damaged In Area
164	23	Ceramic Block & Grout - 18in x 4in Grey	Yes	Assumed	10	Sq.Ft.	Cove Base
164	25	Glue - Assumed Behind Visual Display Board	Yes	Assumed	1500	Sq.Ft.	South, East, and West Walls
164	27	Wood Door - Solid Wood	Yes	Assumed	2	Sq.Ft.	
164	29	Floor Tile & Mastic - 9in x 9in Tan with Brown and White Streaks, Black Mastic	Yes	Chrysotile	1700	Sq.Ft.	
164	30	Caulk - On Interior Steel Door Frame, Grey, Brittle	Yes	Chrysotile	2	Sq.Ft.	
164	33	Pipe Insulation-Assumed in Walls/Ceiling Cavities -	Yes	Assumed	20	Ln.Ft.	Above Ceiling
164	53	Miscellaneous - Tack Board	Yes	Assumed	48	Sq.Ft.	East Wall
164	59	Plaster - Smooth	No	None Detected	1700	Sq.Ft.	Above Ceiling Tile
164	67	Miscellaneous - Tar, Black, Clock/Speaker Backing	Yes	Chrysotile	1	Sq.Ft.	
164	78	Cement Board - Green With Holes	Yes	Chrysotile	1300	Sq.Ft.	North and South Walls
164	79	Miscellaneous - Black Tar on Fiberglass Mats	No	None Detected	1300	Sq.Ft.	Assumed Behind Transite Boards with Holes
164.1	21	Cove Base - 4in Grey	No	None Detected	5	Sq.Ft.	
164.1	24	Drywall & Joint Compound -	No	None Detected	250	Sq.Ft.	
164.1	29	Floor Tile & Mastic - 9in x 9in Tan with Brown and White Streaks, Black Mastic	Yes	Chrysotile	250	Sq.Ft.	
164.1	30	Caulk - On Interior Steel Door Frame, Grey, Brittle	Yes	Chrysotile	1	Sq.Ft.	

Northern Analytical Services

14870 225th Avenue, Big Rapids, MI 49307 - (231) 268-0004 - Fax (866) 214-4739

Customer: Oscoda Area Schools
Building: Oscoda High School
Address: 3550 River Road
Oscoda, MI 48750

Printed: November 5, 2023

Inspection Report

Room Number	*Material Number*	*Homogeneous Material Description*	*Asbestos Detected*	*Asbestos Type*	*Quantity*	*Units*	*Comments*
165	1	Pipe Insulation-Mudded Fitting - Elbows and Hangers	Yes	Amosite	100	Ln.Ft.	
165	2	Duct Work Insulation - Jacket Insulation	Yes	Chrysotile	200	Sq.Ft.	
165	7	Vibration Dampener Cloth - White	Yes	Chrysotile	5	Sq.Ft.	
165	10	Fire Rated Door -	Yes	Assumed	1	Each	Steel
165	24	Drywall & Joint Compound -	No	None Detected	60	Sq.Ft.	Ceiling
165	30	Caulk - On Interior Steel Door Frame, Grey, Brittle	Yes	Chrysotile	1	Sq.Ft.	
165	43	Caulk - Brown, Brittle, Duct Work Caulk	Yes	Chrysotile	200	Sq.Ft.	Assumed At Joints
165	44	Miscellaneous - Assumed Water Gaskets	Yes	Assumed	50	Sq.Ft.	
165.1	1	Pipe Insulation-Mudded Fitting - Elbows and Hangers	Yes	Amosite	3	Ln.Ft.	
165.1	44	Miscellaneous - Assumed Water Gaskets	Yes	Assumed	1	Sq.Ft.	
165.1	45	Miscellaneous - Black Tar on Tunnel Wall	Yes	Chrysotile	150	Sq.Ft.	
166	22	Cove Base - 4in Light Blue	No	None Detected	5	Sq.Ft.	
166	24	Drywall & Joint Compound -	No	None Detected	200	Sq.Ft.	Walls
166	27	Wood Door - Solid Wood	Yes	Assumed	1	Sq.Ft.	With 3ft x 4ft Window
166	30	Caulk - On Interior Steel Door Frame, Grey, Brittle	Yes	Chrysotile	1	Sq.Ft.	
166	50	Flooring Layer Assumed Under Surface Layer -	Yes	Assumed	130	Sq.Ft.	Flooring Found

Northern Analytical Services

14870 225th Avenue, Big Rapids, MI 49307 - (231) 268-0004 - Fax (866) 214-4739

Customer: Oscoda Area Schools
Building: Oscoda High School
Address: 3550 River Road
Oscoda, MI 48750

Printed: November 5, 2023

Inspection Report

Room Number	*Material Number*	*Homogeneous Material Description*	*Asbestos Detected*	*Asbestos Type*	*Quantity*	*Units*	*Comments*
166	61	Ceiling Tile - 2ft x 4ft White with Varying Size Pinholes	No	None Detected	120	Sq.Ft.	
166	80	Flooring-Carpet Glue - Yellow	No	None Detected	120	Sq.Ft.	
166.1	22	Cove Base - 4in Light Blue	No	None Detected	5	Sq.Ft.	
166.1	24	Drywall & Joint Compound -	No	None Detected	200	Sq.Ft.	Walls
166.1	27	Wood Door - Solid Wood	Yes	Assumed	1	Sq.Ft.	With 3ft x 4ft Window
166.1	30	Caulk - On Interior Steel Door Frame, Grey, Brittle	Yes	Chrysotile	1	Sq.Ft.	
166.1	50	Flooring Layer Assumed Under Surface Layer -	Yes	Assumed	130	Sq.Ft.	Flooring Found
166.1	61	Ceiling Tile - 2ft x 4ft White with Varying Size Pinholes	No	None Detected	120	Sq.Ft.	
166.1	80	Flooring-Carpet Glue - Yellow	No	None Detected	120	Sq.Ft.	
166.2	10	Fire Rated Door -	Yes	Assumed	1	Each	Solid Wood, Damaged
166.2	22	Cove Base - 4in Light Blue	No	None Detected	5	Sq.Ft.	
166.2	24	Drywall & Joint Compound -	No	None Detected	120	Sq.Ft.	Walls
166.2	30	Caulk - On Interior Steel Door Frame, Grey, Brittle	Yes	Chrysotile	1	Sq.Ft.	
166.2	48	Floor Tile & Mastic - 12in x 12in Greyish Blue w/ Red, Blue, & White Streaks, Black Mastic	Yes	Chrysotile	80	Sq.Ft.	
166.2	50	Flooring Layer Assumed Under Surface Layer -	Yes	Assumed	80	Sq.Ft.	
166.2	61	Ceiling Tile - 2ft x 4ft White with Varying Size Pinholes	No	None Detected	80	Sq.Ft.	

Northern Analytical Services

14870 225th Avenue, Big Rapids, MI 49307 - (231) 268-0004 - Fax (866) 214-4739

Customer: Oscoda Area Schools
Building: Oscoda High School
Address: 3550 River Road
Oscoda, MI 48750

Printed: November 5, 2023

Inspection Report

Room Number	*Material Number*	*Homogeneous Material Description*	*Asbestos Detected*	*Asbestos Type*	*Quantity*	*Units*	*Comments*
166.2	72	Miscellaneous - Fire Resistant File Cabinet	Yes	Assumed	1	Sq.Ft.	Grey Hamilton
166.3	22	Cove Base - 4in Light Blue	No	None Detected	5	Sq.Ft.	
166.3	24	Drywall & Joint Compound -	No	None Detected	200	Sq.Ft.	Walls
166.3	27	Wood Door - Solid Wood	Yes	Assumed	1	Sq.Ft.	With 3ft x 4ft Window
166.3	30	Caulk - On Interior Steel Door Frame, Grey, Brittle	Yes	Chrysotile	1	Sq.Ft.	
166.3	50	Flooring Layer Assumed Under Surface Layer -	Yes	Assumed	130	Sq.Ft.	Flooring Found
166.3	61	Ceiling Tile - 2ft x 4ft White with Varying Size Pinholes	No	None Detected	120	Sq.Ft.	
166.3	80	Flooring-Carpet Glue - Yellow	No	None Detected	120	Sq.Ft.	
167	10	Fire Rated Door -	Yes	Assumed	2	Each	Solid Wood
167	13	Caulk - On Exterior Steel Door Frame, Grey, Brittle	Yes	Chrysotile	1	Sq.Ft.	Doors 8 & 9. Door 9 has caulk that is breaking and falling off. Door 8 Abated
167	27	Wood Door - Solid Wood	Yes	Assumed	2	Sq.Ft.	Solid Steel
167	30	Caulk - On Interior Steel Door Frame, Grey, Brittle	Yes	Chrysotile	2	Sq.Ft.	
167	59	Plaster - Smooth	No	None Detected	2000	Sq.Ft.	Above Stage
167	67	Miscellaneous - Tar, Black, Clock/Speaker Backing	Yes	Chrysotile	1	Sq.Ft.	
167	81	Tar, Felt & Associated Mastic Layers Under Wood Floor -	Yes	Assumed	3000	Sq.Ft.	Stage
167	82	Curtain - Black, Stage	No	None Detected	2000	Sq.Ft.	

Northern Analytical Services

14870 225th Avenue, Big Rapids, MI 49307 - (231) 268-0004 - Fax (866) 214-4739

Customer: Oscoda Area Schools
Building: Oscoda High School
Address: 3550 River Road
Oscoda, MI 48750

Printed: November 5, 2023

Inspection Report

Room Number	*Material Number*	*Homogeneous Material Description*	*Asbestos Detected*	*Asbestos Type*	*Quantity*	*Units*	*Comments*
167	83	Curtain - Blue, Stage	No	None Detected	1000	Sq.Ft.	
168	4	Glued on Ceiling Tile - 1ft x 1ft White with Varying Size Pinholes	Yes	Amosite	2000	Sq.Ft.	
168	27	Wood Door - Solid Wood	Yes	Assumed	4	Sq.Ft.	
168	30	Caulk - On Interior Steel Door Frame, Grey, Brittle	Yes	Chrysotile	4	Sq.Ft.	
168	33	Pipe Insulation-Assumed in Walls/Ceiling Cavities -	Yes	Assumed	50	Ln.Ft.	Above Ceiling
168	50	Flooring Layer Assumed Under Surface Layer -	Yes	Assumed	1700	Sq.Ft.	
168	67	Miscellaneous - Tar, Black, Clock/Speaker Backing	Yes	Chrysotile	35	Sq.Ft.	Assumed in Ceiling Light Wells
168	70	Acoustical Ceiling - White, Bumpy and Rough Texture	No	None Detected	3500	Sq.Ft.	
168	79	Miscellaneous - Black Tar on Fiberglass Mats	No	None Detected	10000	Sq.Ft.	Behind Metal Pan Walls
168	80	Flooring-Carpet Glue - Yellow	No	None Detected	1700	Sq.Ft.	
169	4	Glued on Ceiling Tile - 1ft x 1ft White with Varying Size Pinholes	Yes	Amosite	100	Sq.Ft.	
169	23	Ceramic Block & Grout - 18in x 4in Grey	Yes	Assumed	5	Sq.Ft.	Cove Base
169	27	Wood Door - Solid Wood	Yes	Assumed	1	Sq.Ft.	
169	30	Caulk - On Interior Steel Door Frame, Grey, Brittle	Yes	Chrysotile	1	Sq.Ft.	
169	33	Pipe Insulation-Assumed in Walls/Ceiling Cavities -	Yes	Assumed	10	Ln.Ft.	Above Ceiling
169	50	Flooring Layer Assumed Under Surface Layer -	Yes	Assumed	100	Sq.Ft.	

Northern Analytical Services

14870 225th Avenue, Big Rapids, MI 49307 - (231) 268-0004 - Fax (866) 214-4739

Customer: Oscoda Area Schools
Building: Oscoda High School
Address: 3550 River Road
Oscoda, MI 48750

Printed: November 5, 2023

Inspection Report

Room Number	*Material Number*	*Homogeneous Material Description*	*Asbestos Detected*	*Asbestos Type*	*Quantity*	*Units*	*Comments*
169	58	Vinyl Sheet Flooring - Grey Wood like Appearance, Yellow Mastic	No	None Detected	100	Sq.Ft.	
169	59	Plaster - Smooth	No	None Detected	100	Sq.Ft.	Assumed Above Ceiling Tile
169.1	4	Glued on Ceiling Tile - 1ft x 1ft White with Varying Size Pinholes	Yes	Amosite	40	Sq.Ft.	Assumed Above Drywall
169.1	24	Drywall & Joint Compound -	No	None Detected	40	Sq.Ft.	
169.1	27	Wood Door - Solid Wood	Yes	Assumed	1	Sq.Ft.	
169.1	30	Caulk - On Interior Steel Door Frame, Grey, Brittle	Yes	Chrysotile	1	Sq.Ft.	
169.1	33	Pipe Insulation-Assumed in Walls/Ceiling Cavities -	Yes	Assumed	20	Ln.Ft.	10 Above Ceiling, 5 at Toilet, 5 at Sink
169.1	54	Light Backing - Silver	Yes	Chrysotile	1	Sq.Ft.	
169.1	59	Plaster - Smooth	No	None Detected	40	Sq.Ft.	Assumed Above Drywall
169.1	84	Ceramic Tile & Grout - 2in x 2in Tan	No	None Detected	45	Sq.Ft.	Floor and Cove Base
170	4	Glued on Ceiling Tile - 1ft x 1ft White with Varying Size Pinholes	Yes	Amosite	100	Sq.Ft.	
170	23	Ceramic Block & Grout - 18in x 4in Grey	Yes	Assumed	5	Sq.Ft.	Cove Base
170	27	Wood Door - Solid Wood	Yes	Assumed	1	Sq.Ft.	
170	30	Caulk - On Interior Steel Door Frame, Grey, Brittle	Yes	Chrysotile	1	Sq.Ft.	
170	33	Pipe Insulation-Assumed in Walls/Ceiling Cavities -	Yes	Assumed	10	Ln.Ft.	Above Ceiling
170	50	Flooring Layer Assumed Under Surface Layer -	Yes	Assumed	100	Sq.Ft.	

Northern Analytical Services

14870 225th Avenue, Big Rapids, MI 49307 - (231) 268-0004 - Fax (866) 214-4739

Customer: Oscoda Area Schools
Building: Oscoda High School
Address: 3550 River Road
Oscoda, MI 48750

Printed: November 5, 2023

Inspection Report

Room Number	*Material Number*	*Homogeneous Material Description*	*Asbestos Detected*	*Asbestos Type*	*Quantity*	*Units*	*Comments*
170	58	Vinyl Sheet Flooring - Grey Wood like Appearance, Yellow Mastic	No	None Detected	100	Sq.Ft.	
170	59	Plaster - Smooth	No	None Detected	100	Sq.Ft.	Assumed Above Ceiling Tile
170.1	4	Glued on Ceiling Tile - 1ft x 1ft White with Varying Size Pinholes	Yes	Amosite	40	Sq.Ft.	Assumed Above Drywall
170.1	24	Drywall & Joint Compound -	No	None Detected	40	Sq.Ft.	
170.1	27	Wood Door - Solid Wood	Yes	Assumed	1	Sq.Ft.	
170.1	30	Caulk - On Interior Steel Door Frame, Grey, Brittle	Yes	Chrysotile	1	Sq.Ft.	
170.1	33	Pipe Insulation-Assumed in Walls/Ceiling Cavities -	Yes	Assumed	20	Ln.Ft.	10 Above Ceiling, 5 at Toilet, 5 at Sink
170.1	54	Light Backing - Silver	Yes	Chrysotile	1	Sq.Ft.	
170.1	59	Plaster - Smooth	No	None Detected	40	Sq.Ft.	Assumed Above Drywall
170.1	84	Ceramic Tile & Grout - 2in x 2in Tan	No	None Detected	45	Sq.Ft.	Floor and Cove Base
171	1	Pipe Insulation-Mudded Fitting - Elbows and Hangers	Yes	Amosite	3	Ln.Ft.	
171	3	Pipe Insulation - Roof Drain	Yes	Amosite	1	Ln.Ft.	
171	24	Drywall & Joint Compound -	No	None Detected	120	Sq.Ft.	
171	27	Wood Door - Solid Wood	Yes	Assumed	1	Sq.Ft.	
171	30	Caulk - On Interior Steel Door Frame, Grey, Brittle	Yes	Chrysotile	1	Sq.Ft.	
171	33	Pipe Insulation-Assumed in Walls/Ceiling Cavities -	Yes	Assumed	5	Ln.Ft.	At Sink

Northern Analytical Services

14870 225th Avenue, Big Rapids, MI 49307 - (231) 268-0004 - Fax (866) 214-4739

Customer: Oscoda Area Schools
Building: Oscoda High School
Address: 3550 River Road
Oscoda, MI 48750

Printed: November 5, 2023

Inspection Report

Room Number	*Material Number*	*Homogeneous Material Description*	*Asbestos Detected*	*Asbestos Type*	*Quantity*	*Units*	*Comments*
172	1	Pipe Insulation-Mudded Fitting - Elbows and Hangers	Yes	Amosite	8	Ln.Ft.	
172	10	Fire Rated Door -	Yes	Assumed	1	Each	Damaged, Door is Cracked
172	23	Ceramic Block & Grout - 18in x 4in Grey	Yes	Assumed	10	Sq.Ft.	Cove Base
172	30	Caulk - On Interior Steel Door Frame, Grey, Brittle	Yes	Chrysotile	1	Sq.Ft.	
172	59	Plaster - Smooth	No	None Detected	125	Sq.Ft.	Damaged
173	10	Fire Rated Door -	Yes	Assumed	2	Each	Solid Steel, One Damaged
173	24	Drywall & Joint Compound -	No	None Detected	300	Sq.Ft.	Ceiling
173	30	Caulk - On Interior Steel Door Frame, Grey, Brittle	Yes	Chrysotile	1	Sq.Ft.	
173	33	Pipe Insulation-Assumed in Walls/Ceiling Cavities -	Yes	Assumed	20	Ln.Ft.	Above Ceiling
173	53	Miscellaneous - Tack Board	Yes	Assumed	60	Sq.Ft.	South and North Wall
173.1	24	Drywall & Joint Compound -	No	None Detected	50	Sq.Ft.	
173.1	25	Glue - Assumed Behind Visual Display Board	Yes	Assumed	120	Sq.Ft.	North and East Walls
173.2	25	Glue - Assumed Behind Visual Display Board	Yes	Assumed	6	Sq.Ft.	At Mirror
173.2	27	Wood Door - Solid Wood	Yes	Assumed	1	Sq.Ft.	
173.2	30	Caulk - On Interior Steel Door Frame, Grey, Brittle	Yes	Chrysotile	1	Sq.Ft.	
173.2	32	Ceramic Tile - 4in x 4in White	Yes	Assumed	50	Sq.Ft.	Painted Blue

Northern Analytical Services

14870 225th Avenue, Big Rapids, MI 49307 - (231) 268-0004 - Fax (866) 214-4739

Customer: Oscoda Area Schools
Building: Oscoda High School
Address: 3550 River Road
Oscoda, MI 48750

Printed: November 5, 2023

Inspection Report

Room Number	*Material Number*	*Homogeneous Material Description*	*Asbestos Detected*	*Asbestos Type*	*Quantity*	*Units*	*Comments*
173.2	33	Pipe Insulation-Assumed in Walls/Ceiling Cavities -	Yes	Assumed	20	Ln.Ft.	10 at Sink, Toilet, and Heater and 10 Above Ceiling
173.2	87	Ceramic Tile & Grout - 1in x 1in Light Brown	Yes	Assumed	10	Sq.Ft.	
173.3	24	Drywall & Joint Compound -	No	None Detected	500	Sq.Ft.	Ceiling
173.3	27	Wood Door - Solid Wood	Yes	Assumed	2	Sq.Ft.	Solid Steel
173.3	30	Caulk - On Interior Steel Door Frame, Grey, Brittle	Yes	Chrysotile	1	Sq.Ft.	
173.3	33	Pipe Insulation-Assumed in Walls/Ceiling Cavities -	Yes	Assumed	10	Ln.Ft.	Above Ceiling
174	4	Glued on Ceiling Tile - 1ft x 1ft White with Varying Size Pinholes	Yes	Amosite	1600	Sq.Ft.	Above Tile
174	24	Drywall & Joint Compound -	No	None Detected	900	Sq.Ft.	
174	33	Pipe Insulation-Assumed in Walls/Ceiling Cavities -	Yes	Assumed	70	Ln.Ft.	At South Wall Heaters, North Wall Fountain and Heater, and Above Ceiling
174	35	Cove Base - 4in Black	No	None Detected	20	Sq.Ft.	
174	39	Ceiling Tile - 2ft x 2ft White Pinholes with Random Gouges	No	None Detected	1600	Sq.Ft.	Ceiling
174	50	Flooring Layer Assumed Under Surface Layer -	Yes	Assumed	450	Sq.Ft.	Under Locker Bays
174	59	Plaster - Smooth	No	None Detected	2200	Sq.Ft.	Assumed Above Ceiling Tiles
174	65	Ceramic Tile & Grout - 2ft x 1ft Grey Sandstone Appearance	Yes	Assumed	72	Sq.Ft.	Two Benches
174	88	Floor Tile & Mastic - 12in x 12in White and Blue, Light Blue Flecks	No	None Detected	300	Sq.Ft.	
175	23	Ceramic Block & Grout - 18in x 4in Grey	Yes	Assumed	10	Sq.Ft.	Cove Base

Northern Analytical Services

14870 225th Avenue, Big Rapids, MI 49307 - (231) 268-0004 - Fax (866) 214-4739

Customer: Oscoda Area Schools
Building: Oscoda High School
Address: 3550 River Road
Oscoda, MI 48750

Printed: November 5, 2023

Inspection Report

Room Number	*Material Number*	*Homogeneous Material Description*	*Asbestos Detected*	*Asbestos Type*	*Quantity*	*Units*	*Comments*
175	27	Wood Door - Solid Wood	Yes	Assumed	2	Sq.Ft.	
175	30	Caulk - On Interior Steel Door Frame, Grey, Brittle	Yes	Chrysotile	2	Sq.Ft.	
175	39	Ceiling Tile - 2ft x 2ft White Pinholes with Random Gouges	No	None Detected	830	Sq.Ft.	
175	53	Miscellaneous - Tack Board	Yes	Assumed	25	Sq.Ft.	East Wall
175	59	Plaster - Smooth	No	None Detected	830	Sq.Ft.	Some Damage Above Ceiling Tile
175	90	Vinyl Sheet Flooring - Blue	No	None Detected	830	Sq.Ft.	
175.1	4	Glued on Ceiling Tile - 1ft x 1ft White with Varying Size Pinholes	Yes	Amosite	100	Sq.Ft.	
175.1	23	Ceramic Block & Grout - 18in x 4in Grey	Yes	Assumed	5	Sq.Ft.	Cove Base
175.1	27	Wood Door - Solid Wood	Yes	Assumed	1	Sq.Ft.	
175.1	30	Caulk - On Interior Steel Door Frame, Grey, Brittle	Yes	Chrysotile	1	Sq.Ft.	
175.1	33	Pipe Insulation-Assumed in Walls/Ceiling Cavities -	Yes	Assumed	15	Ln.Ft.	At Sink and Above Ceiling
175.1	59	Plaster - Smooth	No	None Detected	100	Sq.Ft.	Assumed Above Ceiling Tile
175.2	24	Drywall & Joint Compound -	No	None Detected	40	Sq.Ft.	Ceiling
175.2	33	Pipe Insulation-Assumed in Walls/Ceiling Cavities -	Yes	Assumed	10	Ln.Ft.	At Toilet and Above Ceiling
175.2	87	Ceramic Tile & Grout - 1in x 1in Light Brown	Yes	Assumed	40	Sq.Ft.	
175.3	24	Drywall & Joint Compound -	No	None Detected	80	Sq.Ft.	

Northern Analytical Services

14870 225th Avenue, Big Rapids, MI 49307 - (231) 268-0004 - Fax (866) 214-4739

Customer: Oscoda Area Schools
Building: Oscoda High School
Address: 3550 River Road
Oscoda, MI 48750

Printed: November 5, 2023

Inspection Report

Room Number	*Material Number*	*Homogeneous Material Description*	*Asbestos Detected*	*Asbestos Type*	*Quantity*	*Units*	*Comments*
175.3	27	Wood Door - Solid Wood	Yes	Assumed	1	Sq.Ft.	
175.3	29	Floor Tile & Mastic - 9in x 9in Tan with Brown and White Streaks, Black Mastic	Yes	Chrysotile	80	Sq.Ft.	
175.3	30	Caulk - On Interior Steel Door Frame, Grey, Brittle	Yes	Chrysotile	1	Sq.Ft.	
175.3	33	Pipe Insulation-Assumed in Walls/Ceiling Cavities -	Yes	Assumed	10	Ln.Ft.	Above Ceiling
175.4	27	Wood Door - Solid Wood	Yes	Assumed	1	Sq.Ft.	
175.4	30	Caulk - On Interior Steel Door Frame, Grey, Brittle	Yes	Chrysotile	1	Sq.Ft.	
175.4	33	Pipe Insulation-Assumed in Walls/Ceiling Cavities -	Yes	Assumed	10	Ln.Ft.	5 At Sink and 5 Above Ceiling
175.4	54	Light Backing - Silver	Yes	Chrysotile	1	Sq.Ft.	Damaged
175.4	59	Plaster - Smooth	No	None Detected	40	Sq.Ft.	Ceiling
175.5	24	Drywall & Joint Compound -	No	None Detected	200	Sq.Ft.	Ceiling
175.5	32	Ceramic Tile - 4in x 4in White	Yes	Assumed	800	Sq.Ft.	
175.5	33	Pipe Insulation-Assumed in Walls/Ceiling Cavities -	Yes	Assumed	100	Ln.Ft.	50 Above Ceilings and At Showers, Sinks, and Toilets
175.5	59	Plaster - Smooth	No	None Detected	335	Sq.Ft.	Ceiling
175.5	89	Ceramic Tile & Grout - 1in x 1in Green and Teal with White Spots	Yes	Assumed	535	Sq.Ft.	
175.6	24	Drywall & Joint Compound -	No	None Detected	60	Sq.Ft.	Ceiling
175.6	33	Pipe Insulation-Assumed in Walls/Ceiling Cavities -	Yes	Assumed	25	Ln.Ft.	10 Above Ceiling and 15 at Sinks and Toilets

Northern Analytical Services

14870 225th Avenue, Big Rapids, MI 49307 - (231) 268-0004 - Fax (866) 214-4739

Customer: Oscoda Area Schools
Building: Oscoda High School
Address: 3550 River Road
Oscoda, MI 48750

Printed: November 5, 2023

Inspection Report

Room Number	*Material Number*	*Homogeneous Material Description*	*Asbestos Detected*	*Asbestos Type*	*Quantity*	*Units*	*Comments*
175.6	59	Plaster - Smooth	No	None Detected	60	Sq.Ft.	Assumed Above Drywall
175.6	75	Ceramic Block & Grout - 12in x 4in White	Yes	Assumed	100	Sq.Ft.	Walls
175.6	87	Ceramic Tile & Grout - 1in x 1in Light Brown	Yes	Assumed	60	Sq.Ft.	
175.7	24	Drywall & Joint Compound -	No	None Detected	175	Sq.Ft.	Ceiling
175.7	27	Wood Door - Solid Wood	Yes	Assumed	1	Sq.Ft.	
175.7	30	Caulk - On Interior Steel Door Frame, Grey, Brittle	Yes	Chrysotile	1	Sq.Ft.	
175.7	33	Pipe Insulation-Assumed in Walls/Ceiling Cavities -	Yes	Assumed	5	Ln.Ft.	Above Ceiling
175.7	54	Light Backing - Silver	Yes	Chrysotile	1	Sq.Ft.	Damaged
175.7	73	Ceramic Tile & Grout - 1ft x 1ft Grey with White and Black Spots	Yes	Assumed	100	Sq.Ft.	Floor
175.8	23	Ceramic Block & Grout - 18in x 4in Grey	Yes	Assumed	5	Sq.Ft.	Cove Base
175.8	27	Wood Door - Solid Wood	Yes	Assumed	1	Sq.Ft.	
175.8	30	Caulk - On Interior Steel Door Frame, Grey, Brittle	Yes	Chrysotile	1	Sq.Ft.	
175.8	33	Pipe Insulation-Assumed in Walls/Ceiling Cavities -	Yes	Assumed	10	Ln.Ft.	Above Ceiling
175.8	54	Light Backing - Silver	Yes	Chrysotile	1	Sq.Ft.	
175.8	59	Plaster - Smooth	No	None Detected	120	Sq.Ft.	Ceiling
176	23	Ceramic Block & Grout - 18in x 4in Grey	Yes	Assumed	15	Sq.Ft.	Cove Base and Below Lockers

Northern Analytical Services

14870 225th Avenue, Big Rapids, MI 49307 - (231) 268-0004 - Fax (866) 214-4739

Customer: Oscoda Area Schools
Building: Oscoda High School
Address: 3550 River Road
Oscoda, MI 48750

Printed: November 5, 2023

Inspection Report

Room Number	*Material Number*	*Homogeneous Material Description*	*Asbestos Detected*	*Asbestos Type*	*Quantity*	*Units*	*Comments*
176	24	Drywall & Joint Compound -	No	None Detected	120	Sq.Ft.	North Wall
176	27	Wood Door - Solid Wood	Yes	Assumed	2	Sq.Ft.	
176	27	Wood Door - Solid Wood	Yes	Assumed	2	Sq.Ft.	
176	30	Caulk - On Interior Steel Door Frame, Grey, Brittle	Yes	Chrysotile	2	Sq.Ft.	
176	33	Pipe Insulation-Assumed in Walls/Ceiling Cavities -	Yes	Assumed	10	Ln.Ft.	Assumed Above Ceiling
176	39	Ceiling Tile - 2ft x 2ft White Pinholes with Random Gouges	No	None Detected	770	Sq.Ft.	
176	59	Plaster - Smooth	No	None Detected	820	Sq.Ft.	Above Drop Ceiling and Bulkhead
176.01	4	Glued on Ceiling Tile - 1ft x 1ft White with Varying Size Pinholes	Yes	Amosite	100	Sq.Ft.	
176.01	23	Ceramic Block & Grout - 18in x 4in Grey	Yes	Assumed	5	Sq.Ft.	Cove Base
176.01	25	Glue - Assumed Behind Visual Display Board	Yes	Assumed	10	Sq.Ft.	South Wall.
176.01	27	Wood Door - Solid Wood	Yes	Assumed	1	Sq.Ft.	
176.01	30	Caulk - On Interior Steel Door Frame, Grey, Brittle	Yes	Chrysotile	1	Sq.Ft.	
176.01	33	Pipe Insulation-Assumed in Walls/Ceiling Cavities -	Yes	Assumed	10	Ln.Ft.	5 At South Sink and 5 Above ceiling
176.02	27	Wood Door - Solid Wood	Yes	Assumed	1	Sq.Ft.	
176.02	30	Caulk - On Interior Steel Door Frame, Grey, Brittle	Yes	Chrysotile	2	Sq.Ft.	
176.02	30	Caulk - On Interior Steel Door Frame, Grey, Brittle	Yes	Chrysotile	1	Sq.Ft.	

Northern Analytical Services

14870 225th Avenue, Big Rapids, MI 49307 - (231) 268-0004 - Fax (866) 214-4739

Customer: Oscoda Area Schools
Building: Oscoda High School
Address: 3550 River Road
Oscoda, MI 48750

Printed: November 5, 2023

Inspection Report

Room Number	*Material Number*	*Homogeneous Material Description*	*Asbestos Detected*	*Asbestos Type*	*Quantity*	*Units*	*Comments*
176.02	32	Ceramic Tile - 4in x 4in White	Yes	Assumed	80	Sq.Ft.	At Shower
176.02	33	Pipe Insulation-Assumed in Walls/Ceiling Cavities -	Yes	Assumed	15	Ln.Ft.	5 Above Ceiling 5 At West Toilet and 5 at East Shower
176.02	52	Ceramic Tile & Grout - 2in x 2in Blue and Light Blue with White Flecks	No	None Detected	40	Sq.Ft.	Bathroom Floor
176.02	54	Light Backing - Silver	Yes	Chrysotile	1	Sq.Ft.	
176.02	59	Plaster - Smooth	No	None Detected	120	Sq.Ft.	Ceiling
176.03	1	Pipe Insulation-Mudded Fitting - Elbows and Hangers	Yes	Amosite	2	Ln.Ft.	Above Plaster Ceiling
176.03	23	Ceramic Block & Grout - 18in x 4in Grey	Yes	Assumed	5	Sq.Ft.	Cove Base
176.03	27	Wood Door - Solid Wood	Yes	Assumed	2	Sq.Ft.	
176.03	59	Plaster - Smooth	No	None Detected	120	Sq.Ft.	75 Above Wood Bulkhead
176.04	33	Pipe Insulation-Assumed in Walls/Ceiling Cavities -	Yes	Assumed	40	Ln.Ft.	20 At East Wall 10 At West Wall and 10 Above Ceiling
176.04	52	Ceramic Tile & Grout - 2in x 2in Blue and Light Blue with White Flecks	No	None Detected	100	Sq.Ft.	Floor
176.04	75	Ceramic Block & Grout - 12in x 4in White	Yes	Assumed	170	Sq.Ft.	Walls
176.05	32	Ceramic Tile - 4in x 4in White	Yes	Assumed	300	Sq.Ft.	Walls
176.05	33	Pipe Insulation-Assumed in Walls/Ceiling Cavities -	Yes	Assumed	30	Ln.Ft.	10 At South Wall 10 At North Wall and 10 Above Ceiling
176.05	59	Plaster - Smooth	No	None Detected	175	Sq.Ft.	Ceiling
176.05	87	Ceramic Tile & Grout - 1in x 1in Light Brown	Yes	Assumed	175	Sq.Ft.	Floor

Northern Analytical Services

14870 225th Avenue, Big Rapids, MI 49307 - (231) 268-0004 - Fax (866) 214-4739

Customer: Oscoda Area Schools
Building: Oscoda High School
Address: 3550 River Road
Oscoda, MI 48750

Printed: November 5, 2023

Inspection Report

Room Number	*Material Number*	*Homogeneous Material Description*	*Asbestos Detected*	*Asbestos Type*	*Quantity*	*Units*	*Comments*
176.06	24	Drywall & Joint Compound -	No	None Detected	50	Sq.Ft.	Ceiling
176.06	27	Wood Door - Solid Wood	Yes	Assumed	1	Sq.Ft.	
176.06	29	Floor Tile & Mastic - 9in x 9in Tan with Brown and White Streaks, Black Mastic	Yes	Chrysotile	50	Sq.Ft.	
176.06	30	Caulk - On Interior Steel Door Frame, Grey, Brittle	Yes	Chrysotile	1	Sq.Ft.	
176.06	33	Pipe Insulation-Assumed in Walls/Ceiling Cavities -	Yes	Assumed	10	Ln.Ft.	Above Ceiling
176.06	54	Light Backing - Silver	Yes	Chrysotile	1	Sq.Ft.	
176.07	24	Drywall & Joint Compound -	No	None Detected	175	Sq.Ft.	100 At Ceiling 75 At West Wall
176.07	27	Wood Door - Solid Wood	Yes	Assumed	1	Sq.Ft.	
176.07	30	Caulk - On Interior Steel Door Frame, Grey, Brittle	Yes	Chrysotile	1	Sq.Ft.	
176.07	73	Ceramic Tile & Grout - 1ft x 1ft Grey with White and Black Spots	Yes	Assumed	100	Sq.Ft.	Floor
176.08	1	Pipe Insulation-Mudded Fitting - Elbows and Hangers	Yes	Amosite	3	Ln.Ft.	Damaged
176.08	27	Wood Door - Solid Wood	Yes	Assumed	1	Sq.Ft.	
176.08	30	Caulk - On Interior Steel Door Frame, Grey, Brittle	Yes	Chrysotile	1	Sq.Ft.	
176.08	33	Pipe Insulation-Assumed in Walls/Ceiling Cavities -	Yes	Assumed	10	Ln.Ft.	At Sink and Above Ceiling
176.08	54	Light Backing - Silver	Yes	Chrysotile	1	Sq.Ft.	
176.08	59	Plaster - Smooth	No	None Detected	30	Sq.Ft.	Ceiling

Northern Analytical Services

14870 225th Avenue, Big Rapids, MI 49307 - (231) 268-0004 - Fax (866) 214-4739

Customer: Oscoda Area Schools
Building: Oscoda High School
Address: 3550 River Road
Oscoda, MI 48750

Printed: November 5, 2023

Inspection Report

Room Number	*Material Number*	*Homogeneous Material Description*	*Asbestos Detected*	*Asbestos Type*	*Quantity*	*Units*	*Comments*
176.09	4	Glued on Ceiling Tile - 1ft x 1ft White with Varying Size Pinholes	Yes	Amosite	150	Sq.Ft.	
176.09	27	Wood Door - Solid Wood	Yes	Assumed	1	Sq.Ft.	
176.09	33	Pipe Insulation-Assumed in Walls/Ceiling Cavities -	Yes	Assumed	5	Ln.Ft.	Above Ceiling
176.09	55	Caulk - On Interior Steel Sidelight Frame	Yes	Chrysotile	1	Sq.Ft.	
176.09	56	Glazing - On Interior Steel Sidelight Frame	Yes	Chrysotile	1	Sq.Ft.	
176.09	132	Ceramic Tile & Grout - 12in x 12in Tan	Yes	Assumed	150	Sq.Ft.	Floor
176.10	33	Pipe Insulation-Assumed in Walls/Ceiling Cavities -	Yes	Assumed	15	Ln.Ft.	5 At North Shower 5 At South Sink and 5 Above Ceiling
176.10	52	Ceramic Tile & Grout - 2in x 2in Blue and Light Blue with White Flecks	No	None Detected	45	Sq.Ft.	Floor
176.10	54	Light Backing - Silver	Yes	Chrysotile	1	Sq.Ft.	Damaged
176.10	59	Plaster - Smooth	No	None Detected	45	Sq.Ft.	Ceiling
176.11	23	Ceramic Block & Grout - 18in x 4in Grey	Yes	Assumed	10	Sq.Ft.	Cove Base
176.11	33	Pipe Insulation-Assumed in Walls/Ceiling Cavities -	Yes	Assumed	10	Ln.Ft.	Above Ceiling
176.11	59	Plaster - Smooth	No	None Detected	175	Sq.Ft.	Ceiling
176.11	133	Ceramic Tile & Grout - 1in x 1in Light Blue	Yes	Assumed	175	Sq.Ft.	Floor
176.12	27	Wood Door - Solid Wood	Yes	Assumed	1	Sq.Ft.	
176.12	27	Wood Door - Solid Wood	Yes	Assumed	1	Sq.Ft.	

Northern Analytical Services

14870 225th Avenue, Big Rapids, MI 49307 - (231) 268-0004 - Fax (866) 214-4739

Customer: Oscoda Area Schools
Building: Oscoda High School
Address: 3550 River Road
Oscoda, MI 48750

Printed: November 5, 2023

Inspection Report

Room Number	*Material Number*	*Homogeneous Material Description*	*Asbestos Detected*	*Asbestos Type*	*Quantity*	*Units*	*Comments*
176.12	30	Caulk - On Interior Steel Door Frame, Grey, Brittle	Yes	Chrysotile	1	Sq.Ft.	
176.12	33	Pipe Insulation-Assumed in Walls/Ceiling Cavities -	Yes	Assumed	10	Ln.Ft.	5 At E Sink 5 Above Ceiling
176.12	52	Ceramic Tile & Grout - 2in x 2in Blue and Light Blue with White Flecks	No	None Detected	100	Sq.Ft.	Floor
176.12	59	Plaster - Smooth	No	None Detected	100	Sq.Ft.	Ceiling
176.13	23	Ceramic Block & Grout - 18in x 4in Grey	Yes	Assumed	5	Sq.Ft.	Cove Base
176.13	27	Wood Door - Solid Wood	Yes	Assumed	1	Sq.Ft.	
176.13	33	Pipe Insulation-Assumed in Walls/Ceiling Cavities -	Yes	Assumed	5	Ln.Ft.	Above Ceiling
176.13	59	Plaster - Smooth	No	None Detected	50	Sq.Ft.	Ceiling
176.13	133	Ceramic Tile & Grout - 1in x 1in Light Blue	Yes	Assumed	50	Sq.Ft.	Floor
177	6	Floor Tile & Mastic - 9in x 9in Green with White Streaks, Black Mastic	Yes	Chrysotile	75	Sq.Ft.	
177	23	Ceramic Block & Grout - 18in x 4in Grey	Yes	Assumed	5	Sq.Ft.	Cove Base
177	24	Drywall & Joint Compound -	No	None Detected	75	Sq.Ft.	Ceiling
177	27	Wood Door - Solid Wood	Yes	Assumed	1	Sq.Ft.	
177	30	Caulk - On Interior Steel Door Frame, Grey, Brittle	Yes	Chrysotile	1	Sq.Ft.	
177	33	Pipe Insulation-Assumed in Walls/Ceiling Cavities -	Yes	Assumed	10	Ln.Ft.	Above Ceiling
177	54	Light Backing - Silver	Yes	Chrysotile	1	Sq.Ft.	

Northern Analytical Services

14870 225th Avenue, Big Rapids, MI 49307 - (231) 268-0004 - Fax (866) 214-4739

Customer: Oscoda Area Schools
Building: Oscoda High School
Address: 3550 River Road
Oscoda, MI 48750

Printed: November 5, 2023

Inspection Report

Room Number	*Material Number*	*Homogeneous Material Description*	*Asbestos Detected*	*Asbestos Type*	*Quantity*	*Units*	*Comments*
178	27	Wood Door - Solid Wood	Yes	Assumed	8	Sq.Ft.	Solid Steel
178	30	Caulk - On Interior Steel Door Frame, Grey, Brittle	Yes	Chrysotile	4	Sq.Ft.	
178	38	Caulk - Expansion Joint, Grey Brittle	Yes	Chrysotile	1	Sq.Ft.	
178	81	Tar, Felt & Associated Mastic Layers Under Wood Floor -	Yes	Assumed	10500	Sq.Ft.	Includes Floor Under Bleachers
178.1	6	Floor Tile & Mastic - 9in x 9in Green with White Streaks, Black Mastic	Yes	Chrysotile	120	Sq.Ft.	
178.1	26	Floor Tile & Mastic - Assumed Under Cabinets and Heaters	Yes	Assumed	25	Sq.Ft.	
178.1	27	Wood Door - Solid Wood	Yes	Assumed	2	Sq.Ft.	Solid Steel
178.1	30	Caulk - On Interior Steel Door Frame, Grey, Brittle	Yes	Chrysotile	1	Sq.Ft.	
178.1	33	Pipe Insulation-Assumed in Walls/Ceiling Cavities -	Yes	Assumed	10	Ln.Ft.	Above Ceiling
179	10	Fire Rated Door -	Yes	Assumed	1	Each	Solid Steel
179	24	Drywall & Joint Compound -	No	None Detected	200	Sq.Ft.	Ceiling
179	25	Glue - Assumed Behind Visual Display Board	Yes	Assumed	10	Sq.Ft.	Mirror at West Wall
179	30	Caulk - On Interior Steel Door Frame, Grey, Brittle	Yes	Chrysotile	1	Sq.Ft.	
179	33	Pipe Insulation-Assumed in Walls/Ceiling Cavities -	Yes	Assumed	40	Ln.Ft.	25 for Toilets at East Wall 15 at Sink at West Wall
179	36	Ceramic Tile & Grout - 2ft x 1 ft Grey	Yes	Assumed	200	Sq.Ft.	Floor and Cove Base
180	24	Drywall & Joint Compound -	No	None Detected	60	Sq.Ft.	Ceiling

Northern Analytical Services

14870 225th Avenue, Big Rapids, MI 49307 - (231) 268-0004 - Fax (866) 214-4739

Customer: Oscoda Area Schools
Building: Oscoda High School
Address: 3550 River Road
Oscoda, MI 48750

Printed: November 5, 2023

Inspection Report

Room Number	*Material Number*	*Homogeneous Material Description*	*Asbestos Detected*	*Asbestos Type*	*Quantity*	*Units*	*Comments*
180	30	Caulk - On Interior Steel Door Frame, Grey, Brittle	Yes	Chrysotile	1	Sq.Ft.	3x7ft
180	33	Pipe Insulation-Assumed in Walls/Ceiling Cavities -	Yes	Assumed	10	Ln.Ft.	
180	88	Floor Tile & Mastic - 12in x 12in White and Blue, Light Blue Flecks	No	None Detected	60	Sq.Ft.	
181	1	Pipe Insulation-Mudded Fitting - Elbows and Hangers	Yes	Amosite	10	Ln.Ft.	1 Damaged
181	10	Fire Rated Door -	Yes	Assumed	1	Each	Solid Steel
181	30	Caulk - On Interior Steel Door Frame, Grey, Brittle	Yes	Chrysotile	1	Sq.Ft.	
181	39	Ceiling Tile - 2ft x 2ft White Pinholes with Random Gouges	No	None Detected	160	Sq.Ft.	
182	6	Floor Tile & Mastic - 9in x 9in Green with White Streaks, Black Mastic	Yes	Chrysotile	100	Sq.Ft.	
182	30	Caulk - On Interior Steel Door Frame, Grey, Brittle	Yes	Chrysotile	1	Sq.Ft.	3x7ft
182	33	Pipe Insulation-Assumed in Walls/Ceiling Cavities -	Yes	Assumed	10	Ln.Ft.	
182	59	Plaster - Smooth	No	None Detected	100	Sq.Ft.	Ceiling
183	10	Fire Rated Door -	Yes	Assumed	1	Each	Solid Steel
183	24	Drywall & Joint Compound -	No	None Detected	200	Sq.Ft.	Ceiling
183	25	Glue - Assumed Behind Visual Display Board	Yes	Assumed	10	Sq.Ft.	Mirror at West Wall
183	30	Caulk - On Interior Steel Door Frame, Grey, Brittle	Yes	Chrysotile	1	Sq.Ft.	
183	33	Pipe Insulation-Assumed in Walls/Ceiling Cavities -	Yes	Assumed	40	Ln.Ft.	25 for Toilets at East Wall 15 at Sink at West Wall

Northern Analytical Services

14870 225th Avenue, Big Rapids, MI 49307 - (231) 268-0004 - Fax (866) 214-4739

Customer: Oscoda Area Schools
Building: Oscoda High School
Address: 3550 River Road
Oscoda, MI 48750

Printed: November 5, 2023

Inspection Report

Room Number	*Material Number*	*Homogeneous Material Description*	*Asbestos Detected*	*Asbestos Type*	*Quantity*	*Units*	*Comments*
183	36	Ceramic Tile & Grout - 2ft x 1 ft Grey	Yes	Assumed	200	Sq.Ft.	Floor and Cove Base
184	30	Caulk - On Interior Steel Door Frame, Grey, Brittle	Yes	Chrysotile	1	Sq.Ft.	4x7ft
184	44	Miscellaneous - Assumed Water Gaskets	Yes	Assumed	25	Sq.Ft.	
184	117	Wood Door -	Yes	Assumed	1	Sq.Ft.	Solid
185	10	Fire Rated Door -	Yes	Assumed	1	Each	Steel with 6in x 2ft Window
185	24	Drywall & Joint Compound -	No	None Detected	1000	Sq.Ft.	East Wall
185	25	Glue - Assumed Behind Visual Display Board	Yes	Assumed	256	Sq.Ft.	64 On Each Wall
185	27	Wood Door - Solid Wood	Yes	Assumed	1	Sq.Ft.	Solid Aluminum
185	30	Caulk - On Interior Steel Door Frame, Grey, Brittle	Yes	Chrysotile	1	Sq.Ft.	
185	59	Plaster - Smooth	No	None Detected	1000	Sq.Ft.	West Wall
185	67	Miscellaneous - Tar, Black, Clock/Speaker Backing	Yes	Chrysotile	1	Sq.Ft.	
185	75	Ceramic Block & Grout - 12in x 4in White	Yes	Assumed	7500	Sq.Ft.	Walls
185	89	Ceramic Tile & Grout - 1in x 1in Green and Teal with White Spots	Yes	Assumed	8500	Sq.Ft.	Walls, Floor, and Pool
185	92	Caulk - On Interior Aluminum Door Frame, Hard, Grey	Yes	Chrysotile	1	Sq.Ft.	
185.1	23	Ceramic Block & Grout - 18in x 4in Grey	Yes	Assumed	5	Sq.Ft.	Cove Base
185.1	27	Wood Door - Solid Wood	Yes	Assumed	1	Sq.Ft.	Solid Aluminum

Northern Analytical Services

14870 225th Avenue, Big Rapids, MI 49307 - (231) 268-0004 - Fax (866) 214-4739

Customer: Oscoda Area Schools
Building: Oscoda High School
Address: 3550 River Road
Oscoda, MI 48750

Printed: November 5, 2023

Inspection Report

Room Number	*Material Number*	*Homogeneous Material Description*	*Asbestos Detected*	*Asbestos Type*	*Quantity*	*Units*	*Comments*
185.1	33	Pipe Insulation-Assumed in Walls/Ceiling Cavities -	Yes	Assumed	10	Ln.Ft.	5 Above Ceiling and 5 At Heater
185.1	46	Floor Tile & Mastic - 9in x 9in Light Green with Dark Green and Grey Streaks, Black Mastic	Yes	Chrysotile	100	Sq.Ft.	
185.1	59	Plaster - Smooth	No	None Detected	100	Sq.Ft.	Ceiling
185.1	92	Caulk - On Interior Aluminum Door Frame, Hard, Grey	Yes	Chrysotile	1	Sq.Ft.	
185.2	32	Ceramic Tile - 4in x 4in White	Yes	Assumed	350	Sq.Ft.	Walls
185.2	33	Pipe Insulation-Assumed in Walls/Ceiling Cavities -	Yes	Assumed	100	Ln.Ft.	90 Showers On All Walls and 10 Above Ceiling
185.2	59	Plaster - Smooth	No	None Detected	150	Sq.Ft.	Ceiling
185.2	87	Ceramic Tile & Grout - 1in x 1in Light Brown	Yes	Assumed	150	Sq.Ft.	Floor
185.3	32	Ceramic Tile - 4in x 4in White	Yes	Assumed	350	Sq.Ft.	Walls
185.3	33	Pipe Insulation-Assumed in Walls/Ceiling Cavities -	Yes	Assumed	100	Ln.Ft.	90 At Showers On All Walls and 10 Above Ceiling
185.3	59	Plaster - Smooth	No	None Detected	150	Sq.Ft.	Ceiling
185.3	87	Ceramic Tile & Grout - 1in x 1in Light Brown	Yes	Assumed	150	Sq.Ft.	Floor
186	4	Glued on Ceiling Tile - 1ft x 1ft White with Varying Size Pinholes	Yes	Amosite	3000	Sq.Ft.	Above Ceiling
186	24	Drywall & Joint Compound -	No	None Detected	1200	Sq.Ft.	Ceiling and Bulkhead
186	27	Wood Door - Solid Wood	Yes	Assumed	4	Sq.Ft.	Solid Steel
186	29	Floor Tile & Mastic - 9in x 9in Tan with Brown and White Streaks, Black Mastic	Yes	Chrysotile	3000	Sq.Ft.	

Northern Analytical Services

14870 225th Avenue, Big Rapids, MI 49307 - (231) 268-0004 - Fax (866) 214-4739

Customer: Oscoda Area Schools
Building: Oscoda High School
Address: 3550 River Road
Oscoda, MI 48750

Printed: November 5, 2023

Inspection Report

Room Number	*Material Number*	*Homogeneous Material Description*	*Asbestos Detected*	*Asbestos Type*	*Quantity*	*Units*	*Comments*
186	30	Caulk - On Interior Steel Door Frame, Grey, Brittle	Yes	Chrysotile	1	Sq.Ft.	
186	33	Pipe Insulation-Assumed in Walls/Ceiling Cavities -	Yes	Assumed	15	Ln.Ft.	Above Ceiling
186	61	Ceiling Tile - 2ft x 4ft White with Varying Size Pinholes	No	None Detected	2000	Sq.Ft.	
186.1	1	Pipe Insulation-Mudded Fitting - Elbows and Hangers	Yes	Amosite	1	Ln.Ft.	
186.1	24	Drywall & Joint Compound -	No	None Detected	130	Sq.Ft.	Ceiling
186.1	27	Wood Door - Solid Wood	Yes	Assumed	2	Sq.Ft.	Solid Steel
186.1	30	Caulk - On Interior Steel Door Frame, Grey, Brittle	Yes	Chrysotile	1	Sq.Ft.	
186.1	33	Pipe Insulation-Assumed in Walls/Ceiling Cavities -	Yes	Assumed	5	Ln.Ft.	Above Ceiling
186.1	54	Light Backing - Silver	Yes	Chrysotile	2	Sq.Ft.	
186.2	1	Pipe Insulation-Mudded Fitting - Elbows and Hangers	Yes	Amosite	1	Ln.Ft.	
186.2	4	Glued on Ceiling Tile - 1ft x 1ft White with Varying Size Pinholes	Yes	Amosite	190	Sq.Ft.	Ceiling
186.2	27	Wood Door - Solid Wood	Yes	Assumed	2	Sq.Ft.	
186.2	29	Floor Tile & Mastic - 9in x 9in Tan with Brown and White Streaks, Black Mastic	Yes	Chrysotile	190	Sq.Ft.	
186.2	30	Caulk - On Interior Steel Door Frame, Grey, Brittle	Yes	Chrysotile	1	Sq.Ft.	
186.2	33	Pipe Insulation-Assumed in Walls/Ceiling Cavities -	Yes	Assumed	5	Ln.Ft.	Above Ceiling
186.2	54	Light Backing - Silver	Yes	Chrysotile	2	Sq.Ft.	

Northern Analytical Services

14870 225th Avenue, Big Rapids, MI 49307 - (231) 268-0004 - Fax (866) 214-4739

Customer: Oscoda Area Schools
Building: Oscoda High School
Address: 3550 River Road
Oscoda, MI 48750

Printed: November 5, 2023

Inspection Report

Room Number	*Material Number*	*Homogeneous Material Description*	*Asbestos Detected*	*Asbestos Type*	*Quantity*	*Units*	*Comments*
186.2	63	Caulk - On Interior Steel Window Frame	Yes	Chrysotile	1	Sq.Ft.	1 Unit 4ft x 11ft
186.2	64	Glazing - On Interior Steel Window Frame	Yes	Chrysotile	1	Sq.Ft.	1 Unit, 4ft x 11ft
187	1	Pipe Insulation-Mudded Fitting - Elbows and Hangers	Yes	Amosite	130	Ln.Ft.	A Couple Damaged
187	2	Duct Work Insulation - Jacket Insulation	Yes	Chrysotile	1200	Sq.Ft.	
187	10	Fire Rated Door -	Yes	Assumed	2	Each	Solid Steel, Damaged
187	27	Wood Door - Solid Wood	Yes	Assumed	1	Sq.Ft.	Solid Steel
187	30	Caulk - On Interior Steel Door Frame, Grey, Brittle	Yes	Chrysotile	2	Sq.Ft.	
187	38	Caulk - Expansion Joint, Grey Brittle	Yes	Chrysotile	1	Sq.Ft.	
187	44	Miscellaneous - Assumed Water Gaskets	Yes	Assumed	30	Sq.Ft.	
187	59	Plaster - Smooth	No	None Detected	3000	Sq.Ft.	
187	93	Vibration Dampener Cloth - Black	No	None Detected	2	Sq.Ft.	
187	94	Caulk - Grey Ductwork	No	None Detected	200	Sq.Ft.	
188	1	Pipe Insulation-Mudded Fitting - Elbows and Hangers	Yes	Amosite	400	Ln.Ft.	Vary in Size
188	9	Fire Brick -	Yes	Assumed	30	Sq.Ft.	North Wall at Ductwork
188	10	Fire Rated Door -	Yes	Assumed	3	Each	Assumed Due to Poor Exterior Condition
188	30	Caulk - On Interior Steel Door Frame, Grey, Brittle	Yes	Chrysotile	2	Sq.Ft.	

Northern Analytical Services

14870 225th Avenue, Big Rapids, MI 49307 - (231) 268-0004 - Fax (866) 214-4739

Customer: Oscoda Area Schools
Building: Oscoda High School
Address: 3550 River Road
Oscoda, MI 48750

Printed: November 5, 2023

Inspection Report

Room Number	*Material Number*	*Homogeneous Material Description*	*Asbestos Detected*	*Asbestos Type*	*Quantity*	*Units*	*Comments*
188	41	Tank Insulation - White	Yes	Amosite	508	Sq.Ft.	1-5ft x 8ft x 5ft, 1-5ft x 10ft x 5ft, 1-2ft x 5ft x 2ft, Damaged
188	44	Miscellaneous - Assumed Water Gaskets	Yes	Assumed	100	Sq.Ft.	
188	51	Caulk - On Exterior Aluminum Window Frame, Grey, Brittle	Yes	Chrysotile	1	Sq.Ft.	1 Unit 16ft x 12ft
188	95	Miscellaneous - Rope Gasket - Hurst Boiler	Yes	Assumed	4	Sq.Ft.	Two on Each Side of Two Hurst Boilers
188	96	Boiler Material (inside) - 2009 Hurst Boilers, 5ft x 10ft x 5ft.	Yes	Assumed	500	Sq.Ft.	2 Units
188	97	Boiler Material (inside) - Steam-Pak 1960, 6ft x 18ft x 6ft	Yes	Assumed	504	Sq.Ft.	1 Unit
188	98	Boiler Insulation - Interior Jacketing - Steam Pak Boiler	No	None Detected	0	Sq.Ft.	Not Quantified
188	99	Boiler Insulation - Interior Jacketing - Hurst Boiler	No	None Detected	0	Sq.Ft.	Not Quantified
188	100	Pipe Insulation - Fiberglass	No	None Detected	0	Ln.Ft.	Not Quantified
188	101	Miscellaneous - Fire Hose	Yes	Assumed	5	Sq.Ft.	Individual Hoses. Varying diameter
188	102	Miscellaneous - Rope Gasket, Spools	Yes	Assumed	2	Sq.Ft.	
188	103	Glazing - On Exterior Aluminum Window Frame	Yes	Chrysotile	1	Sq.Ft.	1 Unit 16ft x 12ft
189	1	Pipe Insulation-Mudded Fitting - Elbows and Hangers	Yes	Amosite	80	Ln.Ft.	
189	10	Fire Rated Door -	Yes	Assumed	1	Each	
189	30	Caulk - On Interior Steel Door Frame, Grey, Brittle	Yes	Chrysotile	1	Sq.Ft.	
190	107	Floor Tile & Mastic - 12in x 12in White w/ Grey & Silver Streaks & Blotches, Yellow Mastic	No	None Detected	1200	Sq.Ft.	

Northern Analytical Services

14870 225th Avenue, Big Rapids, MI 49307 - (231) 268-0004 - Fax (866) 214-4739

Customer: Oscoda Area Schools
Building: Oscoda High School
Address: 3550 River Road
Oscoda, MI 48750

Printed: November 5, 2023

Inspection Report

Room Number	*Material Number*	*Homogeneous Material Description*	*Asbestos Detected*	*Asbestos Type*	*Quantity*	*Units*	*Comments*
190	108	Cove Base - 4in Light Blue	No	None Detected	10	Sq.Ft.	
190	109	Floor Tile & Mastic - Assumed Under Cabinets	Yes	Assumed	100	Sq.Ft.	North, South, and West Walls
190	110	Ceramic Tile & Grout - 4in x 6in Grey with Black Dots	Yes	Assumed	5	Sq.Ft.	Window Sill
190	111	Laboratory Counter Top - Black	Yes	Assumed	115	Sq.Ft.	
190	112	Pipe Insulation-Assumed in Walls/Ceiling Cavities -	Yes	Assumed	40	Ln.Ft.	At Sinks
190	113	Glue - Assumed Behind Visual Display Board	Yes	Assumed	96	Sq.Ft.	North Wall
190	114	Caulk - On Interior Steel Door Frame	No	None Detected	1	Sq.Ft.	
190	115	Fire Rated Door -	Yes	Assumed	1	Each	Wood with 4in x 2ft Window
190	116	Caulk - On Exterior Steel Door Frame	No	None Detected	1	Sq.Ft.	
190	117	Wood Door -	Yes	Assumed	1	Sq.Ft.	Steel with 2ft x 4ft Window
190	118	Vibration Dampener Cloth - Black	No	None Detected	1	Sq.Ft.	
190	119	Caulk - On Exterior Wood Window Frame	No	None Detected	1	Sq.Ft.	2 Units, 6ft x 4ft
190.1	107	Floor Tile & Mastic - 12in x 12in White w/ Grey & Silver Streaks & Blotches, Yellow Mastic	No	None Detected	165	Sq.Ft.	
190.1	114	Caulk - On Interior Steel Door Frame	No	None Detected	1	Sq.Ft.	
190.1	115	Fire Rated Door -	Yes	Assumed	1	Each	Wood with 2ft x 4ft Window
191	107	Floor Tile & Mastic - 12in x 12in White w/ Grey & Silver Streaks & Blotches, Yellow Mastic	No	None Detected	60	Sq.Ft.	

Northern Analytical Services

14870 225th Avenue, Big Rapids, MI 49307 - (231) 268-0004 - Fax (866) 214-4739

Customer: Oscoda Area Schools
Building: Oscoda High School
Address: 3550 River Road
Oscoda, MI 48750

Printed: November 5, 2023

Inspection Report

Room Number	*Material Number*	*Homogeneous Material Description*	*Asbestos Detected*	*Asbestos Type*	*Quantity*	*Units*	*Comments*
191	108	Cove Base - 4in Light Blue	No	None Detected	5	Sq.Ft.	
191	114	Caulk - On Interior Steel Door Frame	No	None Detected	1	Sq.Ft.	
191	115	Fire Rated Door -	Yes	Assumed	1	Each	Solid Wood
192	107	Floor Tile & Mastic - 12in x 12in White w/ Grey & Silver Streaks & Blotches, Yellow Mastic	No	None Detected	925	Sq.Ft.	
192	108	Cove Base - 4in Light Blue	No	None Detected	10	Sq.Ft.	
192	113	Glue - Assumed Behind Visual Display Board	Yes	Assumed	96	Sq.Ft.	West Wall
192	114	Caulk - On Interior Steel Door Frame	No	None Detected	1	Sq.Ft.	
192	115	Fire Rated Door -	Yes	Assumed	1	Each	Wood with 4in x 2ft Window
192	116	Caulk - On Exterior Steel Door Frame	No	None Detected	1	Sq.Ft.	
192	117	Wood Door -	Yes	Assumed	1	Sq.Ft.	Steel with 2ft x 4ft Window
192	121	Ceiling Tile - 2ft x 4ft White with Random Size Pinholes	No	None Detected	925	Sq.Ft.	
193	107	Floor Tile & Mastic - 12in x 12in White w/ Grey & Silver Streaks & Blotches, Yellow Mastic	No	None Detected	60	Sq.Ft.	
193	108	Cove Base - 4in Light Blue	No	None Detected	5	Sq.Ft.	
193	114	Caulk - On Interior Steel Door Frame	No	None Detected	1	Sq.Ft.	
193	115	Fire Rated Door -	Yes	Assumed	1	Each	Solid Wood
194	107	Floor Tile & Mastic - 12in x 12in White w/ Grey & Silver Streaks & Blotches, Yellow Mastic	No	None Detected	1300	Sq.Ft.	

Northern Analytical Services

14870 225th Avenue, Big Rapids, MI 49307 - (231) 268-0004 - Fax (866) 214-4739

Customer: Oscoda Area Schools
Building: Oscoda High School
Address: 3550 River Road
Oscoda, MI 48750

Printed: November 5, 2023

Inspection Report

Room Number	*Material Number*	*Homogeneous Material Description*	*Asbestos Detected*	*Asbestos Type*	*Quantity*	*Units*	*Comments*
194	108	Cove Base - 4in Light Blue	No	None Detected	10	Sq.Ft.	
194	109	Floor Tile & Mastic - Assumed Under Cabinets	Yes	Assumed	100	Sq.Ft.	North, South, and West Walls
194	110	Ceramic Tile & Grout - 4in x 6in Grey with Black Dots	Yes	Assumed	5	Sq.Ft.	Window Sill
194	111	Laboratory Counter Top - Black	Yes	Assumed	115	Sq.Ft.	
194	112	Pipe Insulation-Assumed in Walls/Ceiling Cavities -	Yes	Assumed	40	Ln.Ft.	At Sinks
194	113	Glue - Assumed Behind Visual Display Board	Yes	Assumed	96	Sq.Ft.	North Wall
194	114	Caulk - On Interior Steel Door Frame	No	None Detected	1	Sq.Ft.	
194	115	Fire Rated Door -	Yes	Assumed	1	Each	Wood with 4in x 2ft Window
194	116	Caulk - On Exterior Steel Door Frame	No	None Detected	1	Sq.Ft.	
194	117	Wood Door -	Yes	Assumed	1	Sq.Ft.	Steel with 2ft x 4ft Window
194	118	Vibration Dampener Cloth - Black	No	None Detected	1	Sq.Ft.	
194	119	Caulk - On Exterior Wood Window Frame	No	None Detected	1	Sq.Ft.	2 Units, 6ft x 4ft
194.1	107	Floor Tile & Mastic - 12in x 12in White w/ Grey & Silver Streaks & Blotches, Yellow Mastic	No	None Detected	130	Sq.Ft.	
194.1	108	Cove Base - 4in Light Blue	No	None Detected	5	Sq.Ft.	
194.1	109	Floor Tile & Mastic - Assumed Under Cabinets	Yes	Assumed	30	Sq.Ft.	North Wall
194.1	114	Caulk - On Interior Steel Door Frame	No	None Detected	1	Sq.Ft.	

Northern Analytical Services

14870 225th Avenue, Big Rapids, MI 49307 - (231) 268-0004 - Fax (866) 214-4739

Customer: Oscoda Area Schools
Building: Oscoda High School
Address: 3550 River Road
Oscoda, MI 48750

Printed: November 5, 2023

Inspection Report

Room Number	*Material Number*	*Homogeneous Material Description*	*Asbestos Detected*	*Asbestos Type*	*Quantity*	*Units*	*Comments*
194.1	115	Fire Rated Door -	Yes	Assumed	1	Each	Solid Wood
194.2	107	Floor Tile & Mastic - 12in x 12in White w/ Grey & Silver Streaks & Blotches, Yellow	No	None Detected	250	Sq.Ft.	
194.2	109	Floor Tile & Mastic - Assumed Under Cabinets	Yes	Assumed	50	Sq.Ft.	
194.2	110	Ceramic Tile & Grout - 4in x 6in Grey with Black Dots	Yes	Assumed	20	Sq.Ft.	Window Sills
194.2	114	Caulk - On Interior Steel Door Frame	No	None Detected	1	Sq.Ft.	
194.2	115	Fire Rated Door -	Yes	Assumed	1	Each	Wood with 2ft x 4ft Window
194.2	116	Caulk - On Exterior Steel Door Frame	No	None Detected	1	Sq.Ft.	
194.2	117	Wood Door -	Yes	Assumed	1	Sq.Ft.	Steel with 2ft x 4ft Window
194.2	118	Vibration Dampener Cloth - Black	No	None Detected	1	Sq.Ft.	
194.2	119	Caulk - On Exterior Wood Window Frame	No	None Detected	1	Sq.Ft.	
194.2	122	Sink Undercoating - White	No	None Detected	1	Sq.Ft.	2 Sinks
195	113	Glue - Assumed Behind Visual Display Board	Yes	Assumed	400	Sq.Ft.	North and Walls
195	116	Caulk - On Exterior Steel Door Frame	No	None Detected	4	Sq.Ft.	
195	117	Wood Door -	Yes	Assumed	6	Sq.Ft.	Steel with 2ft x 4ft Windows
195	119	Caulk - On Exterior Wood Window Frame	No	None Detected	1	Sq.Ft.	9 Units, 2ft x 5ft
195	123	Ceramic Tile & Grout - 9in x 9in Grey with Dark Grey Dots	Yes	Assumed	2500	Sq.Ft.	

Northern Analytical Services

14870 225th Avenue, Big Rapids, MI 49307 - (231) 268-0004 - Fax (866) 214-4739

Customer: Oscoda Area Schools
Building: Oscoda High School
Address: 3550 River Road
Oscoda, MI 48750

Printed: November 5, 2023

Inspection Report

Room Number	*Material Number*	*Homogeneous Material Description*	*Asbestos Detected*	*Asbestos Type*	*Quantity*	*Units*	*Comments*
195	124	Cove Base - 4in Black	No	None Detected	15	Sq.Ft.	
195	125	Caulk - Expansion Joint	No	None Detected	1	Sq.Ft.	
196	114	Caulk - On Interior Steel Door Frame	No	None Detected	1	Sq.Ft.	
196	117	Wood Door -	Yes	Assumed	1	Sq.Ft.	
196	121	Ceiling Tile - 2ft x 4ft White with Random Size Pinholes	No	None Detected	150	Sq.Ft.	
196	126	Caulk - Interior Steel Window Frame	No	None Detected	1	Sq.Ft.	6ft x 3ft
196	126	Caulk - Interior Steel Window Frame	No	None Detected	1	Sq.Ft.	1 Unit, 6ft x 4ft
197	114	Caulk - On Interior Steel Door Frame	No	None Detected	1	Sq.Ft.	
197	115	Fire Rated Door -	Yes	Assumed	1	Each	Solid Wood
197	125	Caulk - Expansion Joint	No	None Detected	1	Sq.Ft.	
197	127	Caulk - Grey, Ductwork	No	None Detected	0	Sq.Ft.	Not Quantified
198	112	Pipe Insulation-Assumed in Walls/Ceiling Cavities -	Yes	Assumed	60	Ln.Ft.	At Showers, Sinks and Toilets
198	114	Caulk - On Interior Steel Door Frame	No	None Detected	2	Sq.Ft.	
198	117	Wood Door -	Yes	Assumed	2	Sq.Ft.	Solid Steel
198	123	Ceramic Tile & Grout - 9in x 9in Grey with Dark Grey Dots	Yes	Assumed	800	Sq.Ft.	
198	128	Ceramic Tile & Grout - 2in x 2in Tan	Yes	Assumed	150	Sq.Ft.	

Northern Analytical Services

14870 225th Avenue, Big Rapids, MI 49307 - (231) 268-0004 - Fax (866) 214-4739

Customer: Oscoda Area Schools
Building: Oscoda High School
Address: 3550 River Road
Oscoda, MI 48750

Printed: November 5, 2023

Inspection Report

Room Number	*Material Number*	*Homogeneous Material Description*	*Asbestos Detected*	*Asbestos Type*	*Quantity*	*Units*	*Comments*
198	129	Plaster - White with Rough Bumpy Texture	No	None Detected	450	Sq.Ft.	
199	112	Pipe Insulation-Assumed in Walls/Ceiling Cavities -	Yes	Assumed	60	Ln.Ft.	At Showers, Sinks and Toilets
199	114	Caulk - On Interior Steel Door Frame	No	None Detected	2	Sq.Ft.	
199	117	Wood Door -	Yes	Assumed	2	Sq.Ft.	Solid Steel
199	123	Ceramic Tile & Grout - 9in x 9in Grey with Dark Grey Dots	Yes	Assumed	800	Sq.Ft.	
199	128	Ceramic Tile & Grout - 2in x 2in Tan	Yes	Assumed	150	Sq.Ft.	
199	129	Plaster - White with Rough Bumpy Texture	No	None Detected	450	Sq.Ft.	
200	114	Caulk - On Interior Steel Door Frame	No	None Detected	1	Sq.Ft.	
200	116	Caulk - On Exterior Steel Door Frame	No	None Detected	2	Sq.Ft.	Doors 14 and 19
200	117	Wood Door -	Yes	Assumed	1	Sq.Ft.	Steel with 2ft x 4ft Window
200	121	Ceiling Tile - 2ft x 4ft White with Random Size Pinholes	No	None Detected	400	Sq.Ft.	
200	123	Ceramic Tile & Grout - 9in x 9in Grey with Dark Grey Dots	Yes	Assumed	410	Sq.Ft.	Floor and Cove Base
201	108	Cove Base - 4in Light Blue	No	None Detected	5	Sq.Ft.	
201	112	Pipe Insulation-Assumed in Walls/Ceiling Cavities -	Yes	Assumed	5	Ln.Ft.	At Sink
201	114	Caulk - On Interior Steel Door Frame	No	None Detected	1	Sq.Ft.	
201	115	Fire Rated Door -	Yes	Assumed	1	Each	Solid Steel

Northern Analytical Services

14870 225th Avenue, Big Rapids, MI 49307 - (231) 268-0004 - Fax (866) 214-4739

Customer: Oscoda Area Schools
Building: Oscoda High School
Address: 3550 River Road
Oscoda, MI 48750

Printed: November 5, 2023

Inspection Report

Room Number	*Material Number*	*Homogeneous Material Description*	*Asbestos Detected*	*Asbestos Type*	*Quantity*	*Units*	*Comments*
201	121	Ceiling Tile - 2ft x 4ft White with Random Size Pinholes	No	None Detected	40	Sq.Ft.	
202	112	Pipe Insulation-Assumed in Walls/Ceiling Cavities -	Yes	Assumed	5	Ln.Ft.	At Sink
202	114	Caulk - On Interior Steel Door Frame	No	None Detected	1	Sq.Ft.	
202	115	Fire Rated Door -	Yes	Assumed	1	Each	Solid Steel
202	121	Ceiling Tile - 2ft x 4ft White with Random Size Pinholes	No	None Detected	40	Sq.Ft.	
Exterior - Addition 1	130	Brick & Mortar - Addition 1	No	None Detected	0	Sq.Ft.	Not Quantified
Exterior - Addition 1	131	Texture - On Soffits, Addition 1	No	None Detected	0	Sq.Ft.	Not Quantified
Exterior - Orig. Build	5	Transite - Siding	Yes	Assumed	1	Sq.Ft.	
Exterior - Orig. Build	104	Miscellaneous - Brick and Mortar, Original Building	No	None Detected	0	Sq.Ft.	Not Quantified
Exterior - Orig. Build	105	Caulk - Exterior Louver	Yes	Chrysotile	1	Sq.Ft.	
Exterior - Orig. Build	106	Texture - On Exterior Transite Panels	Yes	Assumed	2000	Sq.Ft.	
Hall 101	4	Glued on Ceiling Tile - 1ft x 1ft White with Varying Size Pinholes	Yes	Amosite	3800	Sq.Ft.	Assumed Above Drywall Ceiling
Hall 101	11	Caulk - On Exterior Aluminum Window Frame, Grey, Pliable	No	None Detected	1	Sq.Ft.	20 Units 16ft x 10ft Windows
Hall 101	13	Caulk - On Exterior Steel Door Frame, Grey, Brittle	Yes	Chrysotile	2	Sq.Ft.	Doors 24 and 25
Hall 101	17	Glazing - Door With Dual 2ft x 4ft Windows	Yes	Chrysotile	1	Sq.Ft.	4 Units, Doors Labeled 24 and 25
Hall 101	18	Caulk - On Concrete Frame, Grey Pliable	No	None Detected	2	Sq.Ft.	Doors 24 and 25

Northern Analytical Services

14870 225th Avenue, Big Rapids, MI 49307 - (231) 268-0004 - Fax (866) 214-4739

Customer: Oscoda Area Schools
Building: Oscoda High School
Address: 3550 River Road
Oscoda, MI 48750

Printed: November 5, 2023

Inspection Report

Room Number	*Material Number*	*Homogeneous Material Description*	*Asbestos Detected*	*Asbestos Type*	*Quantity*	*Units*	*Comments*
Hall 101	23	Ceramic Block & Grout - 18in x 4in Grey	Yes	Assumed	30	Sq.Ft.	Painted Blue, Used as Cove Base on North Wall
Hall 101	24	Drywall & Joint Compound -	No	None Detected	3800	Sq.Ft.	Two Layers, One Below and One Above Assumed Glued On Ceiling Tile
Hall 101	25	Glue - Assumed Behind Visual Display Board	Yes	Assumed	60	Sq.Ft.	North Wall
Hall 101	33	Pipe Insulation-Assumed in Walls/Ceiling Cavities -	Yes	Assumed	25	Ln.Ft.	South Wall Heaters
Hall 101	35	Cove Base - 4in Black	No	None Detected	20	Sq.Ft.	
Hall 102	1	Pipe Insulation-Mudded Fitting - Elbows and Hangers	Yes	Amosite	50	Ln.Ft.	Above Ceiling, Vary in Size
Hall 102	4	Glued on Ceiling Tile - 1ft x 1ft White with Varying Size Pinholes	Yes	Amosite	600	Sq.Ft.	Assumed Above Drywall
Hall 102	24	Drywall & Joint Compound -	No	None Detected	600	Sq.Ft.	Ceiling, Second Layer Assumed Above Glued On Ceiling Tile
Hall 102	35	Cove Base - 4in Black	No	None Detected	10	Sq.Ft.	
Hall 103	4	Glued on Ceiling Tile - 1ft x 1ft White with Varying Size Pinholes	Yes	Amosite	3800	Sq.Ft.	Assumed Above Drywall Ceiling
Hall 103	11	Caulk - On Exterior Aluminum Window Frame, Grey, Pliable	No	None Detected	1	Sq.Ft.	20 Units 16ft x 10ft Windows
Hall 103	13	Caulk - On Exterior Steel Door Frame, Grey, Brittle	Yes	Chrysotile	2	Sq.Ft.	Doors 22 and 23
Hall 103	17	Glazing - Door With Dual 2ft x 4ft Windows	Yes	Chrysotile	1	Sq.Ft.	4 Units, Doors Labeled 22 and 23
Hall 103	18	Caulk - On Concrete Frame, Grey Pliable	No	None Detected	2	Sq.Ft.	Doors 22 and 23
Hall 103	23	Ceramic Block & Grout - 18in x 4in Grey	Yes	Assumed	30	Sq.Ft.	Painted Blue, Used as Cove Base on South Wall
Hall 103	24	Drywall & Joint Compound -	No	None Detected	3500	Sq.Ft.	Two Layers, One Below and One Above Assumed Glued On Ceiling Tile

Northern Analytical Services

14870 225th Avenue, Big Rapids, MI 49307 - (231) 268-0004 - Fax (866) 214-4739

Customer: Oscoda Area Schools
Building: Oscoda High School
Address: 3550 River Road
Oscoda, MI 48750

Printed: November 5, 2023

Inspection Report

Room Number	*Material Number*	*Homogeneous Material Description*	*Asbestos Detected*	*Asbestos Type*	*Quantity*	*Units*	*Comments*
Hall 103	25	Glue - Assumed Behind Visual Display Board	Yes	Assumed	60	Sq.Ft.	North Wall
Hall 103	33	Pipe Insulation-Assumed in Walls/Ceiling Cavities -	Yes	Assumed	35	Ln.Ft.	North Wall Heaters and Water Fountains
Hall 103	35	Cove Base - 4in Black	No	None Detected	20	Sq.Ft.	
Hall 104	4	Glued on Ceiling Tile - 1ft x 1ft White with Varying Size Pinholes	Yes	Amosite	2700	Sq.Ft.	Assumed Above Drywall Ceiling
Hall 104	11	Caulk - On Exterior Aluminum Window Frame, Grey, Pliable	No	None Detected	1	Sq.Ft.	20 Units 16ft x 10ft Windows
Hall 104	13	Caulk - On Exterior Steel Door Frame, Grey, Brittle	Yes	Chrysotile	1	Sq.Ft.	Door 26
Hall 104	17	Glazing - Door With Dual 2ft x 4ft Windows	Yes	Chrysotile	1	Sq.Ft.	2 Units, Door Labeled 26
Hall 104	18	Caulk - On Concrete Frame, Grey Pliable	No	None Detected	1	Sq.Ft.	Door 26
Hall 104	19	Glazing - On Door with 2ft x 5ft Window	Yes	Chrysotile	0	Sq.Ft.	Door 31, Abated April 2023
Hall 104	20	Caulk - On Exterior Steel Transom, Grey, Brittle	Yes	Chrysotile	0	Sq.Ft.	Door 31, Abated April 2023
Hall 104	23	Ceramic Block & Grout - 18in x 4in Grey	Yes	Assumed	30	Sq.Ft.	Painted Blue, Used as Cove Base on East Wall
Hall 104	24	Drywall & Joint Compound -	No	None Detected	2700	Sq.Ft.	Two Layers, One Below and One Above Assumed Glued On Ceiling Tile
Hall 104	33	Pipe Insulation-Assumed in Walls/Ceiling Cavities -	Yes	Assumed	100	Ln.Ft.	Above Ceiling
Hall 104	35	Cove Base - 4in Black	No	None Detected	20	Sq.Ft.	
Hall 104	38	Caulk - Expansion Joint, Grey Brittle	Yes	Chrysotile	1	Sq.Ft.	
Hall 104	49	Flooring - Terrazzo, Yellowish Tan	No	None Detected	100	Sq.Ft.	North Stairs

Northern Analytical Services

14870 225th Avenue, Big Rapids, MI 49307 - (231) 268-0004 - Fax (866) 214-4739

Customer: Oscoda Area Schools
Building: Oscoda High School
Address: 3550 River Road
Oscoda, MI 48750

Printed: November 5, 2023

Inspection Report

Room Number	*Material Number*	*Homogeneous Material Description*	*Asbestos Detected*	*Asbestos Type*	*Quantity*	*Units*	*Comments*
Hall 105	4	Glued on Ceiling Tile - 1ft x 1ft White with Varying Size Pinholes	Yes	Amosite	720	Sq.Ft.	Assumed Above Drywall Ceiling
Hall 105	24	Drywall & Joint Compound -	No	None Detected	720	Sq.Ft.	Two Layers, One Below and One Above Assumed Glued On Ceiling Tile
Hall 105	25	Glue - Assumed Behind Visual Display Board	Yes	Assumed	48	Sq.Ft.	East Wall
Hall 105	33	Pipe Insulation-Assumed in Walls/Ceiling Cavities -	Yes	Assumed	10	Ln.Ft.	East Wall Heater and Above Ceiling
Hall 105	35	Cove Base - 4in Black	No	None Detected	20	Sq.Ft.	
Hall 105	53	Miscellaneous - Tack Board	Yes	Assumed	48	Sq.Ft.	
Hall 106	4	Glued on Ceiling Tile - 1ft x 1ft White with Varying Size Pinholes	Yes	Amosite	2500	Sq.Ft.	Assumed Above Drywall Ceiling
Hall 106	11	Caulk - On Exterior Aluminum Window Frame, Grey, Pliable	No	None Detected	1	Sq.Ft.	20 Units 16ft x 10ft Windows
Hall 106	13	Caulk - On Exterior Steel Door Frame, Grey, Brittle	Yes	Chrysotile	1	Sq.Ft.	Door 4
Hall 106	17	Glazing - Door With Dual 2ft x 4ft Windows	Yes	Chrysotile	1	Sq.Ft.	2 Units, Door 4
Hall 106	18	Caulk - On Concrete Frame, Grey Pliable	No	None Detected	1	Sq.Ft.	Door 4
Hall 106	23	Ceramic Block & Grout - 18in x 4in Grey	Yes	Assumed	30	Sq.Ft.	Painted Blue, Used as Cove Base on North Wall
Hall 106	24	Drywall & Joint Compound -	No	None Detected	2500	Sq.Ft.	Two Layers, One Below and One Above Assumed Glued On Ceiling Tile
Hall 106	25	Glue - Assumed Behind Visual Display Board	Yes	Assumed	60	Sq.Ft.	South Wall
Hall 106	33	Pipe Insulation-Assumed in Walls/Ceiling Cavities -	Yes	Assumed	125	Ln.Ft.	South Wall Heaters and Above Ceiling
Hall 106	35	Cove Base - 4in Black	No	None Detected	20	Sq.Ft.	

Northern Analytical Services

14870 225th Avenue, Big Rapids, MI 49307 - (231) 268-0004 - Fax (866) 214-4739

Customer: Oscoda Area Schools
Building: Oscoda High School
Address: 3550 River Road
Oscoda, MI 48750

Printed: November 5, 2023

Inspection Report

Room Number	*Material Number*	*Homogeneous Material Description*	*Asbestos Detected*	*Asbestos Type*	*Quantity*	*Units*	*Comments*
Hall 107	4	Glued on Ceiling Tile - 1ft x 1ft White with Varying Size Pinholes	Yes	Amosite	1500	Sq.Ft.	Assumed Above Drywall
Hall 107	24	Drywall & Joint Compound -	No	None Detected	1500	Sq.Ft.	
Hall 107	33	Pipe Insulation-Assumed in Walls/Ceiling Cavities -	Yes	Assumed	50	Ln.Ft.	Above Ceiling
Hall 107	35	Cove Base - 4in Black	No	None Detected	10	Sq.Ft.	
Hall 107	38	Caulk - Expansion Joint, Grey Brittle	Yes	Chrysotile	1	Sq.Ft.	
Hall 107	59	Plaster - Smooth	No	None Detected	1500	Sq.Ft.	
Hall 108	4	Glued on Ceiling Tile - 1ft x 1ft White with Varying Size Pinholes	Yes	Amosite	500	Sq.Ft.	
Hall 108	13	Caulk - On Exterior Steel Door Frame, Grey, Brittle	Yes	Chrysotile	0	Sq.Ft.	Door 11, Abated April 2023
Hall 108	15	Glazing - On Exterior Steel Sidelight, Grey, Brittle	Yes	Chrysotile	0	Sq.Ft.	Door 11, Abated April 2023
Hall 108	33	Pipe Insulation-Assumed in Walls/Ceiling Cavities -	Yes	Assumed	75	Ln.Ft.	25 at Heaters 50 Above Ceiling
Hall 108	35	Cove Base - 4in Black	No	None Detected	10	Sq.Ft.	
Hall 108	38	Caulk - Expansion Joint, Grey Brittle	Yes	Chrysotile	1	Sq.Ft.	
Hall 108	39	Ceiling Tile - 2ft x 2ft White Pinholes with Random Gouges	No	None Detected	500	Sq.Ft.	
Hall 108	59	Plaster - Smooth	No	None Detected	500	Sq.Ft.	Assumed Above Ceiling Tile
Hall 109	4	Glued on Ceiling Tile - 1ft x 1ft White with Varying Size Pinholes	Yes	Amosite	500	Sq.Ft.	
Hall 109	11	Caulk - On Exterior Aluminum Window Frame, Grey, Pliable	No	None Detected	1	Sq.Ft.	10 Units, 16ft x 12ft

Northern Analytical Services

14870 225th Avenue, Big Rapids, MI 49307 - (231) 268-0004 - Fax (866) 214-4739

Customer: Oscoda Area Schools
Building: Oscoda High School
Address: 3550 River Road
Oscoda, MI 48750

Printed: November 5, 2023

Inspection Report

Room Number	*Material Number*	*Homogeneous Material Description*	*Asbestos Detected*	*Asbestos Type*	*Quantity*	*Units*	*Comments*
Hall 109	13	Caulk - On Exterior Steel Door Frame, Grey, Brittle	Yes	Chrysotile	0	Sq.Ft.	Door 6, Abated April 2023
Hall 109	17	Glazing - Door With Dual 2ft x 4ft Windows	Yes	Chrysotile	0	Sq.Ft.	Door 6, Abated April 2023
Hall 109	18	Caulk - On Concrete Frame, Grey Pliable	No	None Detected	1	Sq.Ft.	Door 6
Hall 109	23	Ceramic Block & Grout - 18in x 4in Grey	Yes	Assumed	15	Sq.Ft.	As Cove Base
Hall 109	35	Cove Base - 4in Black	No	None Detected	15	Sq.Ft.	
Hall 109	39	Ceiling Tile - 2ft x 2ft White Pinholes with Random Gouges	No	None Detected	500	Sq.Ft.	
Hall 109	49	Flooring - Terrazzo, Yellowish Tan	No	None Detected	600	Sq.Ft.	
Hall 109	59	Plaster - Smooth	No	None Detected	500	Sq.Ft.	Above Ceiling Tile
Hall 109	67	Miscellaneous - Tar, Black, Clock/Speaker Backing	Yes	Chrysotile	12	Sq.Ft.	Contaminated with Acoustical Ceiling
Hall 109	70	Acoustical Ceiling - White, Bumpy and Rough Texture	No	None Detected	2000	Sq.Ft.	
Hall 109	85	Caulk - On Exterior Aluminum Storefront Frame	Yes	Chrysotile	2	Sq.Ft.	One frame has old caulk present under new caulk. Door 7
Hall 109	86	Glazing - On Exterior Aluminum Storefront Frame	Yes	Chrysotile	1	Sq.Ft.	Door 7
Hall 110	4	Glued on Ceiling Tile - 1ft x 1ft White with Varying Size Pinholes	Yes	Amosite	800	Sq.Ft.	Assumed Above Tile
Hall 110	33	Pipe Insulation-Assumed in Walls/Ceiling Cavities -	Yes	Assumed	50	Ln.Ft.	Above Ceiling
Hall 110	35	Cove Base - 4in Black	No	None Detected	15	Sq.Ft.	
Hall 110	38	Caulk - Expansion Joint, Grey Brittle	Yes	Chrysotile	1	Sq.Ft.	

Northern Analytical Services

14870 225th Avenue, Big Rapids, MI 49307 - (231) 268-0004 - Fax (866) 214-4739

Customer: Oscoda Area Schools
Building: Oscoda High School
Address: 3550 River Road
Oscoda, MI 48750

Printed: November 5, 2023

Inspection Report

Room Number	*Material Number*	*Homogeneous Material Description*	*Asbestos Detected*	*Asbestos Type*	*Quantity*	*Units*	*Comments*
Hall 110	39	Ceiling Tile - 2ft x 2ft White Pinholes with Random Gouges	No	None Detected	800	Sq.Ft.	
Hall 110	59	Plaster - Smooth	No	None Detected	800	Sq.Ft.	Assumed Above Tile
Hall 111	11	Caulk - On Exterior Aluminum Window Frame, Grey, Pliable	No	None Detected	17	Sq.Ft.	8 Units 3ft x 5ft
Hall 111	24	Drywall & Joint Compound -	No	None Detected	500	Sq.Ft.	Above Windows
Hall 111	27	Wood Door - Solid Wood	Yes	Assumed	4	Sq.Ft.	Solid Steel
Hall 111	30	Caulk - On Interior Steel Door Frame, Grey, Brittle	Yes	Chrysotile	2	Sq.Ft.	
Hall 111	33	Pipe Insulation-Assumed in Walls/Ceiling Cavities -	Yes	Assumed	70	Ln.Ft.	20 At Heaters and 50 Above Ceiling
Hall 111	39	Ceiling Tile - 2ft x 2ft White Pinholes with Random Gouges	No	None Detected	1600	Sq.Ft.	
Hall 111	88	Floor Tile & Mastic - 12in x 12in White and Blue, Light Blue Flecks	No	None Detected	1600	Sq.Ft.	
Hall 112	27	Wood Door - Solid Wood	Yes	Assumed	2	Sq.Ft.	Solid Steel
Hall 112	30	Caulk - On Interior Steel Door Frame, Grey, Brittle	Yes	Chrysotile	1	Sq.Ft.	
Hall 112	33	Pipe Insulation-Assumed in Walls/Ceiling Cavities -	Yes	Assumed	50	Ln.Ft.	10 at North Wall Fountains and 40 Above Ceiling
Hall 112	35	Cove Base - 4in Black	No	None Detected	5	Sq.Ft.	
Hall 112	39	Ceiling Tile - 2ft x 2ft White Pinholes with Random Gouges	No	None Detected	1100	Sq.Ft.	
Hall 112	88	Floor Tile & Mastic - 12in x 12in White and Blue, Light Blue Flecks	No	None Detected	1100	Sq.Ft.	
Hall 113	5	Transite - Siding	Yes	Assumed	50	Sq.Ft.	Door 12 Window Blanks

Northern Analytical Services

14870 225th Avenue, Big Rapids, MI 49307 - (231) 268-0004 - Fax (866) 214-4739

Customer: Oscoda Area Schools
Building: Oscoda High School
Address: 3550 River Road
Oscoda, MI 48750

Printed: November 5, 2023

Inspection Report

Room Number	*Material Number*	*Homogeneous Material Description*	*Asbestos Detected*	*Asbestos Type*	*Quantity*	*Units*	*Comments*
Hall 113	11	Caulk - On Exterior Aluminum Window Frame, Grey, Pliable	No	None Detected	3	Sq.Ft.	3 Units, 3ft x 5ft
Hall 113	23	Ceramic Block & Grout - 18in x 4in Grey	Yes	Assumed	10	Sq.Ft.	Cove Base
Hall 113	24	Drywall & Joint Compound -	No	None Detected	1000	Sq.Ft.	Walls and Above Ceiling
Hall 113	27	Wood Door - Solid Wood	Yes	Assumed	2	Sq.Ft.	With 3ft x 4ft Window
Hall 113	30	Caulk - On Interior Steel Door Frame, Grey, Brittle	Yes	Chrysotile	1	Sq.Ft.	
Hall 113	33	Pipe Insulation-Assumed in Walls/Ceiling Cavities -	Yes	Assumed	50	Ln.Ft.	Assumed Above Ceiling and At East Wall Heaters
Hall 113	39	Ceiling Tile - 2ft x 2ft White Pinholes with Random Gouges	No	None Detected	2500	Sq.Ft.	
Hall 113	49	Flooring - Terrazzo, Yellowish Tan	No	None Detected	2650	Sq.Ft.	
Hall 113	85	Caulk - On Exterior Aluminum Storefront Frame	Yes	Chrysotile	2	Sq.Ft.	Door 12
Hall 113	86	Glazing - On Exterior Aluminum Storefront Frame	Yes	Chrysotile	2	Sq.Ft.	Door 12
Hall 113	91	Glazing - On Trophy Case, Brown/Grey, Brittle	Yes	Chrysotile	4	Sq.Ft.	4 Windows, 2 6ft x 8ft 2 6ft x 3ft
Tunnel - East	1	Pipe Insulation-Mudded Fitting - Elbows and Hangers	Yes	Amosite	300	Ln.Ft.	
Tunnel - East	45	Miscellaneous - Black Tar on Tunnel Wall	Yes	Chrysotile	25	Sq.Ft.	
Tunnel - West	1	Pipe Insulation-Mudded Fitting - Elbows and Hangers	Yes	Amosite	100	Ln.Ft.	

Sample Location Report

Northern Analytical Services

14870 225th Avenue, Big Rapids, MI 49307 - (231) 268-0004 - Fax (866) 214-4739

Customer: Oscoda Area Schools
Building: Oscoda High School
Address: 3550 River Road
Oscoda, MI 48750

Printed: November 5, 2023

Sample Location Report

Sample Number	*Material Number*	*Homogeneous Material Description*	*Room Number*	*Sample Location*
101	1	Pipe Insulation-Mudded Fitting - Elbows and Hangers	107	Southwest Corner Above Ceiling
102	1	Pipe Insulation-Mudded Fitting - Elbows and Hangers	119	4ft West of Southeast Corner 6ft From Floor
103	1	Pipe Insulation-Mudded Fitting - Elbows and Hangers	119	6ft West of Northeast Corner 6ft From Floor
104	1	Pipe Insulation-Mudded Fitting - Elbows and Hangers	119	6ft West of Northeast Corner 4ft From Floor
105	1	Pipe Insulation-Mudded Fitting - Elbows and Hangers	165	Middle of Room 3ft From Floor
201	2	Duct Work Insulation - Jacket Insulation	119	20ft North of Southeast Corner 6ft From Floor
202	2	Duct Work Insulation - Jacket Insulation	119	8ft North 12 ft West of Southeast Corner at Damage
301	3	Pipe Insulation - Roof Drain	114	Above Ceiling
401	4	Glued on Ceiling Tile - 1ft x 1ft White with Varying Size Pinholes	107	5ft North 9ft East of Southwest Corner
402	4	Glued on Ceiling Tile - 1ft x 1ft White with Varying Size Pinholes	129	Floor Debris
403	4	Glued on Ceiling Tile - 1ft x 1ft White with Varying Size Pinholes	159	At Damage
404	4	Glued on Ceiling Tile - 1ft x 1ft White with Varying Size Pinholes	160.2	At Damage
405	4	Glued on Ceiling Tile - 1ft x 1ft White with Varying Size Pinholes	162	At Debris
406	4	Glued on Ceiling Tile - 1ft x 1ft White with Varying Size Pinholes	136.1	SE Corner
407	4	Glued on Ceiling Tile - 1ft x 1ft White with Varying Size Pinholes	132	NE Corner
408	4	Glued on Ceiling Tile - 1ft x 1ft White with Varying Size Pinholes	163.1	Above Door

Northern Analytical Services

14870 225th Avenue, Big Rapids, MI 49307 - (231) 268-0004 - Fax (866) 214-4739

Customer: Oscoda Area Schools
Building: Oscoda High School
Address: 3550 River Road
Oscoda, MI 48750

Printed: November 5, 2023

Sample Location Report

Sample Number	*Material Number*	*Homogeneous Material Description*	*Room Number*	*Sample Location*
409	4	Glued on Ceiling Tile - 1ft x 1ft White with Varying Size Pinholes	163.6	Above Door
410	4	Glued on Ceiling Tile - 1ft x 1ft White with Varying Size Pinholes	170	NE Corner
411	4	Glued on Ceiling Tile - 1ft x 1ft White with Varying Size Pinholes	169	NE Corner
601	6	Floor Tile & Mastic - 9in x 9in Green with White Streaks, Black Mastic	101	Southwest Corner
602	6	Floor Tile & Mastic - 9in x 9in Green with White Streaks, Black Mastic	131.2	At Damage
701	7	Vibration Dampener Cloth - White	119	20ft North 10ft West of Southeast Corner
702	7	Vibration Dampener Cloth - White	119	6ft North 5ft East of Southwest Corner
703	7	Vibration Dampener Cloth - White	141.1	At Floor by Door
1101	11	Caulk - On Exterior Aluminum Window Frame, Grey, Pliable	101	6ft South of Northeast Corner at Bottom
1102	11	Caulk - On Exterior Aluminum Window Frame, Grey, Pliable	129	Southwest Corner
1201	12	Laboratory Counter Top -	131.1	Northwest Corner of Countertop
1301	13	Caulk - On Exterior Steel Door Frame, Grey, Brittle	167	Exterior Door 8 Near Room 500
1302	13	Caulk - On Exterior Steel Door Frame, Grey, Brittle	167	Exterior Door 6 Near Room 501
1401	14	Caulk - On Exterior Steel Sidelight, Grey, Brittle	Hall 108	Exterior Door 11 Near Room 600
1402	14	Caulk - On Exterior Steel Sidelight, Grey, Brittle	Hall 108	Exterior Door 11 Near Room 600
1501	15	Glazing - On Exterior Steel Sidelight, Grey, Brittle	Hall 108	Exterior Door 11 Near Room 600

Northern Analytical Services

14870 225th Avenue, Big Rapids, MI 49307 - (231) 268-0004 - Fax (866) 214-4739

Customer: Oscoda Area Schools
Building: Oscoda High School
Address: 3550 River Road
Oscoda, MI 48750

Printed: November 5, 2023

Sample Location Report

Sample Number	*Material Number*	*Homogeneous Material Description*	*Room Number*	*Sample Location*
1502	15	Glazing - On Exterior Steel Sidelight, Grey, Brittle	Hall 108	Exterior Door 11 Near Room 600
1601	16	Texture - Above Door Frame, White, Bumpy	Hall 108	Exterior Door 11 Near Room 600 Above Doorway
1602	16	Texture - Above Door Frame, White, Bumpy	Hall 108	Exterior Door 11 Near Room 600 Above Doorway
1603	16	Texture - Above Door Frame, White, Bumpy	167	Exterior Door 11 Near Room 600 Above Doorway
1701	17	Glazing - Door With Dual 2ft x 4ft Windows	Hall 109	Exterior Door 6 Near Room 501
1702	17	Glazing - Door With Dual 2ft x 4ft Windows	Hall 109	Exterior Door 6 Near Room 501
1801	18	Caulk - On Concrete Frame, Grey Pliable	Hall 109	Exterior Door 6 Near Room 501 On Concrete Frame
1802	18	Caulk - On Concrete Frame, Grey Pliable	Hall 109	Exterior Door 6 Near Room 501 On Concrete Frame
1901	19	Glazing - On Door with 2ft x 5ft Window	Hall 104	Exterior Door 31 Near Room 206
1902	19	Glazing - On Door with 2ft x 5ft Window	Hall 104	Exterior Door 31 Near Room 206
2001	20	Caulk - On Exterior Steel Transom, Grey, Brittle	Hall 104	Exterior Door 31 Near Room 206
2002	20	Caulk - On Exterior Steel Transom, Grey, Brittle	Hall 104	Exterior Door 31 Near Room 206
2101	21	Cove Base - 4in Grey	101	3ft North of Southwest Corner
2102	21	Cove Base - 4in Grey	108	East Side of Frame
2201	22	Cove Base - 4in Light Blue	101	Southwest Corner
2202	22	Cove Base - 4in Light Blue	107	Southeast Side of South Frame

Northern Analytical Services

14870 225th Avenue, Big Rapids, MI 49307 - (231) 268-0004 - Fax (866) 214-4739

Customer: Oscoda Area Schools
Building: Oscoda High School
Address: 3550 River Road
Oscoda, MI 48750

Printed: November 5, 2023

Sample Location Report

Sample Number	*Material Number*	*Homogeneous Material Description*	*Room Number*	*Sample Location*
2401	24	Drywall & Joint Compound -	101	6ft West of Southeast Corner Behind Outlet
2402	24	Drywall & Joint Compound -	116	At Half Wall
2801	28	Glazing - On Interior Steel Storefront Frame	101	Middle of South Pane
2802	28	Glazing - On Interior Steel Storefront Frame	129	South Side of South Pane Bottom
2901	29	Floor Tile & Mastic - 9in x 9in Tan with Brown and White Streaks, Black Mastic	102	At Tunnel Access Hatch at Damage
3001	30	Caulk - On Interior Steel Door Frame, Grey, Brittle	102	West Side of Frame 5ft From Floor
3002	30	Caulk - On Interior Steel Door Frame, Grey, Brittle	119	West Side of Frame 4ft From Floor
3003	30	Caulk - On Interior Steel Door Frame, Grey, Brittle	134	South Door Frame
3101	31	Floor Tile & Mastic - 9in x 9in Red with White and Brown Streaks, Black Mastic	108	At Tunnel Access Hatch At Damage
3501	35	Cove Base - 4in Black	Hall 101	East Side of Room 107 Door Frame
3502	35	Cove Base - 4in Black	Hall 103	At Water Fountains
3701	37	Caulk - On Bathroom Stalls	114	East Stall 5ft From Floor
3702	37	Caulk - On Bathroom Stalls	152	Top of First Stall
3801	38	Caulk - Expansion Joint, Grey Brittle	119	5 ft From Floor
3802	38	Caulk - Expansion Joint, Grey Brittle	Hall 104	North Wall 4ft Above Floor
3803	38	Caulk - Expansion Joint, Grey Brittle	160.3	At Joint 4ft From Floor

Northern Analytical Services

14870 225th Avenue, Big Rapids, MI 49307 - (231) 268-0004 - Fax (866) 214-4739

Customer: Oscoda Area Schools
Building: Oscoda High School
Address: 3550 River Road
Oscoda, MI 48750

Printed: November 5, 2023

Sample Location Report

Sample Number	*Material Number*	*Homogeneous Material Description*	*Room Number*	*Sample Location*
3901	39	Ceiling Tile - 2ft x 2ft White Pinholes with Random Gouges	120	6ft North 6ft West of Southeast Corner
3902	39	Ceiling Tile - 2ft x 2ft White Pinholes with Random Gouges	145	12 ft East 10ft South of Northwest Corner
3903	39	Ceiling Tile - 2ft x 2ft White Pinholes with Random Gouges	154	Middle of Room
4001	40	Caulk - On Interior Steel Storefront Frame	129	North Side of Frame 4ft From Floor
4101	41	Tank Insulation - White	119	Bottom of Tank
4102	41	Tank Insulation - White	188	West Most Tank
4103	41	Tank Insulation - White	188	South Most Tank
4201	42	Glue - Black, Behind Fiberglass/Jacket Insulation	119	8ft North of Southwest Corner at Damage
4202	42	Glue - Black, Behind Fiberglass/Jacket Insulation	119	8ft North of Southwest Corner at Damage
4301	43	Caulk - Brown, Brittle, Duct Work Caulk	119	20ft North of Southeast Corner 6ft From Floor
4401	44	Miscellaneous - Assumed Water Gaskets	187	Floor Debris
4402	44	Miscellaneous - Assumed Water Gaskets	187	Floor Debris
4501	45	Miscellaneous - Black Tar on Tunnel Wall	Tunnel - East	On Wall
4502	45	Miscellaneous - Black Tar on Tunnel Wall	Tunnel - East	On Wall
4503	45	Miscellaneous - Black Tar on Tunnel Wall	165.1	Middle of Wall
4601	46	Floor Tile & Mastic - 9in x 9in Light Green with Dark Green and Grey Streaks, Black Mastic	130	10ft South of Northwest Corner

Northern Analytical Services

14870 225th Avenue, Big Rapids, MI 49307 - (231) 268-0004 - Fax (866) 214-4739

Customer: Oscoda Area Schools
Building: Oscoda High School
Address: 3550 River Road
Oscoda, MI 48750

Printed: November 5, 2023

Sample Location Report

Sample Number	*Material Number*	*Homogeneous Material Description*	*Room Number*	*Sample Location*
4701	47	Sink Undercoating - Pink	133	Under Sink
4702	47	Sink Undercoating - Pink	132	At Sink
4801	48	Floor Tile & Mastic - 12in x 12in Greyish Blue w/ Red, Blue, & White Streaks, Black Mastic	134	Northwest Corner
4802	48	Floor Tile & Mastic - 12in x 12in Greyish Blue w/ Red, Blue, & White Streaks, Black Mastic	160.2	Northwest Corner
4901	49	Flooring - Terrazzo, Yellowish Tan	156	At Damage
4902	49	Flooring - Terrazzo, Yellowish Tan	155	Stairs
5101	51	Caulk - On Exterior Aluminum Window Frame, Grey, Brittle	137	South Side of Exterior Side of Frame
5102	51	Caulk - On Exterior Aluminum Window Frame, Grey, Brittle	139	Exterior Side of Frame
5201	52	Ceramic Tile & Grout - 2in x 2in Blue and Light Blue with White Flecks	158.4	At Damage
5202	52	Ceramic Tile & Grout - 2in x 2in Blue and Light Blue with White Flecks	158.4	At Damage
5401	54	Light Backing - Silver	140.1	At Light
5402	54	Light Backing - Silver	145.1	At light
5403	54	Light Backing - Silver	186.1	At Light
5501	55	Caulk - On Interior Steel Sidelight Frame	141	West Frame 4ft From Floor
5502	55	Caulk - On Interior Steel Sidelight Frame	145.2	North Side of Frame
5601	56	Glazing - On Interior Steel Sidelight Frame	141	West Frame Bottom of Pane

Northern Analytical Services

14870 225th Avenue, Big Rapids, MI 49307 - (231) 268-0004 - Fax (866) 214-4739

Customer: Oscoda Area Schools
Building: Oscoda High School
Address: 3550 River Road
Oscoda, MI 48750

Printed: November 5, 2023

Sample Location Report

Sample Number	*Material Number*	*Homogeneous Material Description*	*Room Number*	*Sample Location*
5701	57	Sink Undercoating - Black	143	Under Sink
5801	58	Vinyl Sheet Flooring - Grey Wood like Appearance, Yellow Mastic	170	Doorway
5802	58	Vinyl Sheet Flooring - Grey Wood like Appearance, Yellow Mastic	169	Doorway
5901	59	Plaster - Smooth	145	8ft South of Northeast Corner Above Ceiling
5902	59	Plaster - Smooth	145	8ft South of Northeast Corner Above Ceiling
5903	59	Plaster - Smooth	158.4	At Damage
5904	59	Plaster - Smooth	Hall 109	40ft West 8ft South of Northeast Corner
5905	59	Plaster - Smooth	175	8ft South 6ft West of Northeast Corner
5906	59	Plaster - Smooth	176	Middle of Room At Damage
5907	59	Plaster - Smooth	175	10ft North of Southeast Corner
6001	60	Floor Tile & Mastic - 12in x 12 in White with Grey and Silver Streaks and Blotches	145.1	Northeast Corner
6002	60	Floor Tile & Mastic - 12in x 12 in White with Grey and Silver Streaks and Blotches	145.1	SE Corner
6101	61	Ceiling Tile - 2ft x 4ft White with Varying Size Pinholes	145.2	8ft South of Northwest Corner
6102	61	Ceiling Tile - 2ft x 4ft White with Varying Size Pinholes	148	Northeast Corner
6201	62	Sink Undercoating - White	145.2	Under Sink
6202	62	Sink Undercoating - White	145.2	Under Sink

Northern Analytical Services

14870 225th Avenue, Big Rapids, MI 49307 - (231) 268-0004 - Fax (866) 214-4739

Customer: Oscoda Area Schools
Building: Oscoda High School
Address: 3550 River Road
Oscoda, MI 48750

Printed: November 5, 2023

Sample Location Report

Sample Number	*Material Number*	*Homogeneous Material Description*	*Room Number*	*Sample Location*
6203	62	Sink Undercoating - White	147	Under Sink
6301	63	Caulk - On Interior Steel Window Frame	154.2	South Side of Frame 4ft From Floor
6401	64	Glazing - On Interior Steel Window Frame	147	At Frame Bottom
6402	64	Glazing - On Interior Steel Window Frame	148	Bottom of Pane
6403	64	Glazing - On Interior Steel Window Frame	154.2	At Window
6601	66	Acoustical Ceiling - White with Fluffy/Flakey Texture	154	NW Corner
6602	66	Acoustical Ceiling - White with Fluffy/Flakey Texture	154	NE Corner
6603	66	Acoustical Ceiling - White with Fluffy/Flakey Texture	154	SE Corner
6701	67	Miscellaneous - Tar, Black, Clock/Speaker Backing	154	At Exposed Clock/Speaker Well
6702	67	Miscellaneous - Tar, Black, Clock/Speaker Backing	154.2	At Exposed Clock/Speaker Backing
6801	68	Floor Tile & Mastic - 12in x 12 in White with Purple, Dark Blue, and Grey Spots	154.1	Northwest Corner
6802	68	Floor Tile & Mastic - 12in x 12 in White with Purple, Dark Blue, and Grey Spots	154.1	4ft North Southeast Corner
6901	69	Floor Tile & Mastic - Grey with Dark Grey and White Streaks	154.3	Northeast Corner
6902	69	Floor Tile & Mastic - Grey with Dark Grey and White Streaks	154.3	Northeast Corner
7001	70	Acoustical Ceiling - White, Bumpy and Rough Texture	155	38ft South 89ft East of Northwest Corner
7002	70	Acoustical Ceiling - White, Bumpy and Rough Texture	155	13ft South of Northwest Corner At Damage

Northern Analytical Services

14870 225th Avenue, Big Rapids, MI 49307 - (231) 268-0004 - Fax (866) 214-4739

Customer: Oscoda Area Schools
Building: Oscoda High School
Address: 3550 River Road
Oscoda, MI 48750

Printed: November 5, 2023

Sample Location Report

Sample Number	*Material Number*	*Homogeneous Material Description*	*Room Number*	*Sample Location*
7003	70	Acoustical Ceiling - White, Bumpy and Rough Texture	155	38 ft South of Northwest Corner
7004	70	Acoustical Ceiling - White, Bumpy and Rough Texture	155	80ft South of Northwest Corner At Damage
7005	70	Acoustical Ceiling - White, Bumpy and Rough Texture	155	110ft South 24ft East of Northwest Corner At Damage
7006	70	Acoustical Ceiling - White, Bumpy and Rough Texture	155	110ft South 58ft East of Northwest Corner
7007	70	Acoustical Ceiling - White, Bumpy and Rough Texture	155	110ft South 16ft West of Northeast Corner
7701	77	Glazing - On Non-Rated Wood Door with 1ft x 1ft Window	163	At Door
7702	77	Glazing - On Non-Rated Wood Door with 1ft x 1ft Window	163.1	Bottom of Window
7801	78	Cement Board - Green With Holes	163.1	Northwest Corner
7802	78	Cement Board - Green With Holes	163.6	At Damage
7901	79	Miscellaneous - Black Tar on Fiberglass Mats	163.1	At Exposed Damage
7902	79	Miscellaneous - Black Tar on Fiberglass Mats	163.6	At Damage
7903	79	Miscellaneous - Black Tar on Fiberglass Mats	163.1	Behind Door
8001	80	Flooring-Carpet Glue - Yellow	166	6ft South 4ft East of Northwest Corner
8002	80	Flooring-Carpet Glue - Yellow	166.1	Middle of Room
8201	82	Curtain - Black, Stage	167	West End of Curtain at Bottom
8202	82	Curtain - Black, Stage	167	East End of Stage at Bottom of Middle Curtain

Northern Analytical Services

14870 225th Avenue, Big Rapids, MI 49307 - (231) 268-0004 - Fax (866) 214-4739

Customer: Oscoda Area Schools
Building: Oscoda High School
Address: 3550 River Road
Oscoda, MI 48750

Printed: November 5, 2023

Sample Location Report

Sample Number	*Material Number*	*Homogeneous Material Description*	*Room Number*	*Sample Location*
8301	83	Curtain - Blue, Stage	167	Middle of Curtain at Bottom
8302	83	Curtain - Blue, Stage	167	West End of Curtain at Bottom
8401	84	Ceramic Tile & Grout - 2in x 2in Tan	176.05	5ft North of Southeast Corner At Damage
8402	84	Ceramic Tile & Grout - 2in x 2in Tan	176.05	5ft North of Southeast Corner At Damage
8501	85	Caulk - On Exterior Aluminum Storefront Frame	Hall 109	South Side of Frame
8502	85	Caulk - On Exterior Aluminum Storefront Frame	Hall 113	North Side of Frame
8601	86	Glazing - On Exterior Aluminum Storefront Frame	Hall 109	South Side of Frame Bottom Pane
8602	86	Glazing - On Exterior Aluminum Storefront Frame	Hall 113	North Side of Frame
8801	88	Floor Tile & Mastic - 12in x 12in White and Blue, Light Blue Flecks	Hall 110	Southwest Corner
8802	88	Floor Tile & Mastic - 12in x 12in White and Blue, Light Blue Flecks	Hall 111	Southwest Corner Under Stairs
9001	90	Vinyl Sheet Flooring - Blue	175	Southwest Corner
9002	90	Vinyl Sheet Flooring - Blue	175	Southeast Corner
9101	91	Glazing - On Trophy Case, Brown/Grey, Brittle	Hall 113	Top Right Pane
9201	92	Caulk - On Interior Aluminum Door Frame, Hard, Grey	185	At Frame
9202	92	Caulk - On Interior Aluminum Door Frame, Hard, Grey	185.1	East Side At Frame
9301	93	Vibration Dampener Cloth - Black	187	8ft North 5ft East of Southwest Corner

Northern Analytical Services

14870 225th Avenue, Big Rapids, MI 49307 - (231) 268-0004 - Fax (866) 214-4739

Customer: Oscoda Area Schools
Building: Oscoda High School
Address: 3550 River Road
Oscoda, MI 48750

Printed: November 5, 2023

Sample Location Report

Sample Number	*Material Number*	*Homogeneous Material Description*	*Room Number*	*Sample Location*
9302	93	Vibration Dampener Cloth - Black	187	4ft North 6ft East of Southwest Corner
9401	94	Caulk - Grey Ductwork	187	8ft North, 6ft East of Southwest Corner
9402	94	Caulk - Grey Ductwork	187	8ft North 6ft East of Southwest Corner
9801	98	Boiler Insulation - Interior Jacketing - Steam Pak Boiler	188	Steam-Pak Boiler
9802	98	Boiler Insulation - Interior Jacketing - Steam Pak Boiler	188	Steam-Pak Boiler
9803	98	Boiler Insulation - Interior Jacketing - Steam Pak Boiler	188	Steam-Pak Boiler
9901	99	Boiler Insulation - Interior Jacketing - Hurst Boiler	188	South Most Hurst Boiler
9902	99	Boiler Insulation - Interior Jacketing - Hurst Boiler	188	South Most Hurst Boiler
9903	99	Boiler Insulation - Interior Jacketing - Hurst Boiler	188	North Most Hurst Boiler
10001	100	Pipe Insulation - Fiberglass	188	8ft East 16ft South of Northwest Corner
10002	100	Pipe Insulation - Fiberglass	188	8ft East 8ft South of Northwest Corner
10003	100	Pipe Insulation - Fiberglass	188	Southwest Corner
10301	103	Glazing - On Exterior Aluminum Window Frame	188	West Side of Frame
10302	103	Glazing - On Exterior Aluminum Window Frame	188	West Side of Frame
10401	104	Miscellaneous - Brick and Mortar, Original Building	Exterior - Orig. Build	SW Corner of 185
10402	104	Miscellaneous - Brick and Mortar, Original Building	Exterior - Orig. Build	SE Corner of 185

Northern Analytical Services

14870 225th Avenue, Big Rapids, MI 49307 - (231) 268-0004 - Fax (866) 214-4739

Customer: Oscoda Area Schools
Building: Oscoda High School
Address: 3550 River Road
Oscoda, MI 48750

Printed: November 5, 2023

Sample Location Report

Sample Number	*Material Number*	*Homogeneous Material Description*	*Room Number*	*Sample Location*
10501	105	Caulk - Exterior Louver	Exterior - Orig. Build	Outside Room 139
10502	105	Caulk - Exterior Louver	Exterior - Orig. Build	Outside Room 139
10701	107	Floor Tile & Mastic - 12in x 12in White w/ Grey & Silver Streaks & Blotches, Yellow Mastic	194.2	Northwest Corner
10702	107	Floor Tile & Mastic - 12in x 12in White w/ Grey & Silver Streaks & Blotches, Yellow Mastic	---	
10703	107	Floor Tile & Mastic - 12in x 12in White w/ Grey & Silver Streaks & Blotches, Yellow Mastic	194.2	Northeast Corner
10801	108	Cove Base - 4in Light Blue	190	South Side of Interior Frame
10802	108	Cove Base - 4in Light Blue	201	South Side of Frame
10901	109	Floor Tile & Mastic - Assumed Under Cabinets	190.1	3ft South of Northeast Corner
11401	114	Caulk - On Interior Steel Door Frame	194.2	East Side of Frame
11402	114	Caulk - On Interior Steel Door Frame	190	South Side of Door Frame
11601	116	Caulk - On Exterior Steel Door Frame	190	South Side of Frame
11602	116	Caulk - On Exterior Steel Door Frame	195	Northwest Frame
11801	118	Vibration Dampener Cloth - Black	190	East Side of Room, North Side End of Unit
11802	118	Vibration Dampener Cloth - Black	190	East Side of Room, South Side of Unit
11901	119	Caulk - On Exterior Wood Window Frame	190	West Side of East Window
11902	119	Caulk - On Exterior Wood Window Frame	---	

Northern Analytical Services

14870 225th Avenue, Big Rapids, MI 49307 - (231) 268-0004 - Fax (866) 214-4739

Customer: Oscoda Area Schools
Building: Oscoda High School
Address: 3550 River Road
Oscoda, MI 48750

Printed: November 5, 2023

Sample Location Report

Sample Number	*Material Number*	*Homogeneous Material Description*	*Room Number*	*Sample Location*
11903	119	Caulk - On Exterior Wood Window Frame	194.2	North Side of Frame
12101	121	Ceiling Tile - 2ft x 4ft White with Random Size Pinholes	192	10ft East 8ft South of Northwest Corner
12102	121	Ceiling Tile - 2ft x 4ft White with Random Size Pinholes	200	24ft South of Northeast Corner
12201	122	Sink Undercoating - White	194.2	Under Sink
12202	122	Sink Undercoating - White	194.2	Under Sink
12401	124	Cove Base - 4in Black	195	East Wall
12402	124	Cove Base - 4in Black	195	SW Corner
12501	125	Caulk - Expansion Joint	195	West Wall 3ft From Floor
12502	125	Caulk - Expansion Joint	197	On Wall
12601	126	Caulk - Interior Steel Window Frame	196	Bottom of Frame
12602	126	Caulk - Interior Steel Window Frame	196	North Side of Frame
12701	127	Caulk - Grey, Ductwork	197	On Duct
12702	127	Caulk - Grey, Ductwork	197	On Duct
12901	129	Plaster - White with Rough Bumpy Texture	198	Middle of Room
12902	129	Plaster - White with Rough Bumpy Texture	198	Above slShower
12903	129	Plaster - White with Rough Bumpy Texture	198	NE Corner

Northern Analytical Services

14870 225th Avenue, Big Rapids, MI 49307 - (231) 268-0004 - Fax (866) 214-4739

Customer: Oscoda Area Schools
Building: Oscoda High School
Address: 3550 River Road
Oscoda, MI 48750

Printed: November 5, 2023

Sample Location Report

Sample Number	*Material Number*	*Homogeneous Material Description*	*Room Number*	*Sample Location*
13001	130	Brick & Mortar - Addition 1	Exterior - Addition 1	South of 194
13002	130	Brick & Mortar - Addition 1	Exterior - Addition 1	East of 194
13101	131	Texture - On Soffits, Addition 1	Exterior - Addition 1	NW Corner of Weight Room Addition
13102	131	Texture - On Soffits, Addition 1	Exterior - Addition 1	SE of 195
13103	131	Texture - On Soffits, Addition 1	Exterior - Addition 1	SE of Weight Room Addition at Ext. Door 19

Laboratory Reports

SanAir Technologies Laboratory

The Identification Specialists

Analysis Report
prepared for
Northern Analytical Services, LLC

Report Date: 8/16/2023

Project Name: Osceola High School

Project #: 230148

SanAir ID#: 23043582

NVLAP TESTING

NVLAP LAB CODE 200870-0

10501 Trade Court | North Chesterfield, Virginia 23236
888.895.1177 | 804.897.1177 | fax: 804.897.0070 | IAQ@SanAir.com | SanAir.com

SanAir ID Number
23043582
FINAL REPORT
8/16/2023 6:52:28 PM

Name: Northern Analytical Services, LLC
Address: 14870 225th Avenue
Big Rapids, MI 49307
Phone: 231-679-0005

Project Number: 230148
P.O. Number:
Project Name: Osceola High School
Collected Date: 8/8/2023
Received Date: 8/10/2023 9:45:00 AM

Dear Josh Christie,

We at SanAir would like to thank you for the work you recently submitted. The 148 sample(s) were received on Thursday, August 10, 2023 via UPS. The final report(s) is enclosed for the following sample(s): 101, 102, 103, 104, 105, 201, 202, 301, 401, 402, 403, 404, 405, 406, 601, 602, 701, 702, 703, 1101, 1102, 2101, 2102, 2201, 2202, 2401, 2801, 2802, 2901, 3001, 3002, 3003, 3101, 3501, 3502, 3701, 3801, 3802, 3803, 3901, 3902, 4001, 4101, 4102, 4103, 4301, 4401, 4402, 4501, 4502, 4601, 4701, 4801, 4802, 4901, 5101, 5102, 5201, 5203, 5401, 5402, 5501, 5502, 5601, 5701, 5702, 5403, 5901, 5902, 5903, 59045, 5905, 6001, 6101, 6102, 6201, 6202, 6203, 6301, 6302, 6401, 6402, 6701, 6702, 6801, 6901, 7001, 7002, 7003, 7004, 7005, 7006, 7007, 7701, 7801, 7802, 7901, 7902, 8001, 8002, 8501, 8601, 8602, 8801, 8802, 9001, 9101, 9102, 9201, 9202, 9301, 9302, 9401, 9402, 9801, 9802, 9803, 9901, 9902, 9903, 10001, 10002, 10003, 10301, 10302, 10701, 10702, 10801, 10802, 11401, 11601, 11602, 11901, 11902, 12101, 12102, 12201, 12202, 12401, 12501, 12502, 12601, 12701, 12702, 12901, 12902, 4201, 4202.

These results only pertain to this job and should not be used in the interpretation of any other job. This report is only complete in its entirety. Refer to the listing below of the pages included in a complete final report.

Sincerely,

Sandra Sobrino

Sandra Sobrino
Asbestos & Materials Laboratory Manager
SanAir Technologies Laboratory

Final Report Includes:
- Cover Letter
- Analysis Pages
- Disclaimers and Additional Information

Sample conditions:
- 148 samples in Good condition.

SanAir Technologies Laboratory

10501 Trade Ct., Suite 100
N. Chesterfield, VA 23236
804.897.1177 / 888.895.1177
Fax 804.897.0070
sanair.com

Asbestos Chain of Custody
Form 140, Rev 7, 10/20/2022

SanAir ID Number: 23043582

Company: Northern Analytical Services, LLC	Project #: 230148	Collected by: Joshua Christie
Address: 14870 225th Ave.	Project Name: Osceola High School	Phone #: (231) 679-0005
City, St., Zip: Big Rapids, MI, 49307	Date Collected: 8/8/2023	Fax #: 866-214-4739
State of Collection: MI Account#: 2409	P.O. Number:	Email: jchristie@northernas.com/john@northernas.com

Bulk

ABB	PLM EPA 600/R-93/116	X
	Positive Stop	X
ABEPA	PLM EPA 400 Point Count	☐
ABB1K	PLM EPA 1000 Point Count	☐
ABBEN	PLM EPA NOB**	☐
ABBCH	TEM Chatfield**	☐
ABBTM	TEM EPA NOB**	☐
ABQ	PLM Qualitative	☐

** Available on 24-hr. to 5-day TAT

Water

ABHE	EPA 100.2	☐

Air

ABA	PCM NIOSH 7400	☐
ABA-2	OSHA w/ TWA*	☐
ABTEM	TEM AHERA	☐
ABATN	TEM NIOSH 7402	☐
ABT2	TEM Level II	☐
Other:		☐

New York ELAP

ABEPA2	NY ELAP 198.1	☐
ABENY	NY ELAP 198.6 PLM NOB	☐
ABBNY	NY ELAP 198.4 TEM NOB	☐
	Positive Stop	☐

Soil

ABSE	PLM EPA 600/R-93/116 (Qual.)	☐

Vermiculite

ABB	PLM EPA 600/R-93/116	☐
ABEPA3	PLM EPA 400 Point Count	☐
ABCM	Cincinnati Method	☐

Dust

ABWA	TEM Wipe ASTM D-6480	☐
ABDMV	TEM Microvac ASTM D-5755	☐

Matrix	Other	
		☐

Turn Around Times	3 HR (4 HR TEM) ☐	6 HR (8HR TEM) ☐	12 HR ☐	1 Day ☐
	☐ 2 Days	☒ 3 Days	☐ 4 Days	☐ 5 Days

Special Instructions Point Count if <10%

Sample #	Sample Identification/Location	Volume or Area	Sample Date	Flow Rate*	Start – Stop Time*	
101	Mudded Pipe Fitting	—	8/8/23	—	—	—
102	Mudded Pipe Fitting	—		—	—	—
103	Mudded Pipe Fitting	—		—	—	—
104	Mudded Pipe Fitting	—		—	—	—
105	Mudded Pipe Fitting	—		—	—	—
201	Duct Wrk Jacket/Insulation	—		—	—	—
202	Duct Wrk Jacket/Insulation	—		—	—	—
301	Mudded Roof Drain	—		—	—	—
401	Glued-On Ceiling Tile	—		—	—	—
402	Glued-On Ceiling Tile	—		—	—	—
403	Glued-On Ceiling Tile	—		—	—	—
404	Glued-On Ceiling Tile	—		—	—	—

Relinquished by	Date	Time	Received by	Date	Time
Joshua Christie	8/9/2023	1200	RMB	AUG 10 2023	9:45am
JAO	8/11/23	5:00pm	JAO	8/11/23	10:40am

If no technician is provided, then the primary contact for your account will be selected. Unless scheduled, the turnaround time for all samples received after 3 pm EST will be logged in the next business day. Weekend or holiday work must be scheduled ahead of time and is charged at 150% of the 3hr TAT or a minimum charge of $150. A courier charge will be applied for same day and one-day turnaround times for offsite work. SanAir covers Ground and Next Day Air shipping. Shipments billed to SanAir with a faster shipping rate will result in additional charges.

23043582

Form 140, Revision 1, 1/20/2017

Sample #	Sample Identification/Location	Volume or Area	Sample Date	Flow Rate*	Start – Stop Time*	
405	Glued-On Ceiling Tile	—	8/8/23	—	—	—
406	Glued-On Ceiling Tile	—		—	—	—
601	Floor Tile & Mastic	—		—	—	—
602	Floor Tile & Mastic	—		—	—	—
701	Vibration Damper Cloth	—		—	—	—
702	Vibration Damper Cloth	—		—	—	—
703	Vibration Damper Cloth	—		—	—	—
1101	Exterior Aluminum Window Frame Caulk	—		—	—	—
1102	Ext. Aluminum Window Frame Caulk	—		—	—	—
2101	Cove Base	—		—	—	—
2102	Cove Base	—		—	—	—
2201	Cove Base	—		—	—	—
2202	Cove Base	—		—	—	—
2401	Drywall & Joint Compound	—		—	—	—
2801	Int. Steel Door Frame Glazing	—		—	—	—
2802	Int. Steel Door Frame Glazing	—		—	—	—
2901	Floor Tile & Mastic	—		—	—	—
3001	Int. Steel Door Frame Caulk	—		—	—	—
3002	Int. Steel Door Frame Caulk	—		—	—	—
3003	Int. Steel Door Frame Caulk	—		—	—	—
3101	Floor Tile & Mastic	—		—	—	—
3501	Cove Base	—		—	—	—
3502	Cove Base	—		—	—	—
3701	~~Ce~~ Bathroom Stall Caulk	—		—	—	—
3801	Expansion Joint Caulk	—		—	—	—
3802	Expansion Joint Caulk	—		—	—	—
3803	Expansion Joint Caulk	—		—	—	—
3901	Ceiling Tile	—		—	—	—
3902	Ceiling Tile	—		—	—	—
4001	Int. Steel Door Frame Caulk	—		—	—	—
4101	Tank Insulation	—		—	—	—

Special Instructions	Point Count If Less Than 1%

Relinquished by	Date	Time	Received by	Date	Time
Joshua Christie			RMB	AUG 10 2023	9:45am
[illegible]	8/11/23	5:00pm	[illegible]	8/11/23	10:40am

If no technician is provided, then the primary contact for your account will be selected. Unless scheduled, the turnaround time for all samples received after 3 pm EST will be logged in the next business day. Weekend or holiday work must be scheduled ahead of time and is charged at 150% of the 3hr TAT or a minimum charge of $150. A courier charge will be applied for same day and one-day turnaround times for offsite work. SanAir covers Ground and Next Day Air shipping. Shipments billed to SanAir with a faster shipping rate will result in additional charges. Page _of ____ 2/6

23043582

Form 140, Revision 1, 1/20/2017

Sample #	Sample Identification/Location	Volume or Area	Sample Date	Flow Rate*	Start – Stop Time*	
4102	Tank Insulation	—	8/8/23	—	—	—
4103	Tank Insulation	—		—	—	—
4301	Duct Work Caulk	—		—	—	—
4401	Water Valve Gaskets	—		—	—	—
4402	Water Valve Gaskets	—		—	—	—
4501	Tar on Walls	—		—	—	—
4502	Tar on Walls	—		—	—	—
4503	Tar on Walls	—		—	—	—
4601	Floor Tile & Mastic	—		—	—	—
4701	Sink Undercoating	—		—	—	—
4801	Floor Tile & Mastic	—		—	—	—
4802	Floor Tile & Mastic	—		—	—	—
4901	Terazzo	—		—	—	—
5101	Ext. Aluminum Window Frame Caulk	—		—	—	—
5102	Ext. Aluminum Window Frame Caulk	—		—	—	—
5201	Ceramic Tile & Grout	—		—	—	—
5203	Ceramic Tile & Grout	—		—	—	—
5401	Light Backing	—		—	—	—
5402	Light Backing	—		—	—	—
5501	Int. Steel Door Frame Caulk	—		—	—	—
5502	Int. Steel Door Frame Caulk	—		—	—	—
5601	Int. Steel Door Frame Glazing	—		—	—	—
5701	Sink Undercoating	—		—	—	—
5702	Sink Undercoating	—		—	—	—
5403	Light Backing	—		—	—	—
5901	Plaster	—		—	—	—
5902	Plaster	—		—	—	—
5903	Plaster	—		—	—	—
5904	Plaster	—		—	—	—
5905	Plaster	—		—	—	—
6001	Floor Tile & Mastic	—		—	—	—

Special Instructions	Point Count If Less Than 1%

Relinquished by	Date	Time	Received by	Date	Time
Joshua Christie			RMB	AUG 10 2023	9:45am
JAC	8/11/23	5:00pm			

If no technician is provided, then the primary contact for your account will be selected. Unless scheduled, the turnaround time for all samples received after 3 pm EST will be logged in the next business day. Weekend or holiday work must be scheduled ahead of time and is charged at 150% of the 3hr TAT or a minimum charge of $150. A courier charge will be applied for same day and one-day turnaround times for offsite work. SanAir covers Ground and Next Day Air shipping. Shipments billed to SanAir with a faster shipping rate will result in additional charges. Page _of ____ 3/6

23043582

Form 140, Revision 1, 1/20/2017

Sample #	Sample Identification/Location	Volume or Area	Sample Date	Flow Rate*	Start – Stop Time*	
6101	Ceiling Tile	—	8/8/23	—	—	—
6102	Ceiling Tile	—		—	—	—
6201	Sink Undercoating	—		—	—	—
6202	Sink Undercoating	—		—	—	—
6203	Sink Undercoating	—		—	—	—
6301	Int. Steel window Frame Caulk	—		—	—	—
6302	Int. Steel Window Frame Caulk	—		—	—	—
6401	Int. Steel Window Frame Glazing	—		—	—	—
6402	Int. Steel Window Frame Glazing	—		—	—	—
6701	Tar on Clock/Speaker/Light Backing	—		—	—	—
6702	Tar on Clock/Speaker/Light Backing	—		—	—	—
6801	Floor Tile & Mastic	—		—	—	—
6901	Floor Tile & Mastic	—		—	—	—
7001	Acoustical Ceiling	—		—	—	—
7002	Acoustical Ceiling	—		—	—	—
7003	Acoustical Ceiling	—		—	—	—
7004	Acoustical Ceiling	—		—	—	—
7005	Acoustical Ceiling	—		—	—	—
7006	Acoustical Ceiling	—		—	—	—
7007	Acoustical Ceiling	—		—	—	—
7701	Glazing on Non-Rated Door	—		—	—	—
7801	Cement Board	—		—	—	—
7802	Cement Board	—		—	—	—
7901	Black Tar on Fiberglass Mats	—		—	—	—
7902	Black Tar on Fiberglass mats	—		—	—	—
8001	Carpet Glue	—		—	—	—
8002	Carpet Glue	—		—	—	—
8501	Ext. Aluminum Door Frame Caulk	—		—	—	—
8601	Ext. Aluminum Door Frame Glazing	—		—	—	—
8602	Ext. Aluminum Door Frame Glazing	—		—	—	—
8801	Floor Tile & Mastic	—		—	—	—

Special Instructions	Point Count If Less Than 1%

Relinquished by	Date	Time	Received by	Date	Time
Joshua Christie			RMB	AUG 10 2023	9:45am
JAO	8/11/23	5:00pm	JAO	8/11/23	10:40am

If no technician is provided, then the primary contact for your account will be selected. Unless scheduled, the turnaround time for all samples received after 3 pm EST will be logged in the next business day. Weekend or holiday work must be scheduled ahead of time and is charged at 150% of the 3hr TAT or a minimum charge of $150. A courier charge will be applied for same day and one-day turnaround times for offsite work. SanAir covers Ground and Next Day Air shipping. Shipments billed to SanAir with a faster shipping rate will result in additional charges. Page _of ____ 4/6

23043582

Form 140, Revision 1, 1/20/2017

Sample #	Sample Identification/Location	Volume or Area	Sample Date	Flow Rate*	Start – Stop Time*	
8802	Floor Tile & Mastic	—	8/8/23	—	—	—
9001	Vinyl Sheet Flooring	—		—	—	—
9101	Trophy Case Glazing	—		—	—	—
9102	Trophy Case Glazing	—		—	—	—
9201	Int. Aluminum Door Frame Caulk	—		—	—	—
9202	Int. Aluminum Door Frame Caulk	—		—	—	—
9301	Vibration Damper Cloth	—		—	—	—
9302	Vibration Damper Cloth	—		—	—	—
9401	Ductwork Caulk	—		—	—	—
9402	Ductwork Caulk	—		—	—	—
9801	Jacketing	—		—	—	—
9802	Jacketing	—		—	—	—
9803	Jacketing	—		—	—	—
9901	Jacketing	—		—	—	—
9902	Jacketing	—		—	—	—
9903	Jacketing	—		—	—	—
10001	Fiberglass Insulation	—		—	—	—
10002	Fiberglass Insulation	—		—	—	—
10003	Fiberglass Insulation	—		—	—	—
10301	Ext. Aluminum Window Frame Glazing	—		—	—	—
10302	Exterior Window Frame Glazing	—		—	—	—
10701	Floor Tile & Mastic	—		—	—	—
10702	Floor Tile & Mastic	—		—	—	—
10801	Cove Base	—		—	—	—
10802	Cove Base	—		—	—	—
11401	Int. Steel Door Frame Caulk	—		—	—	—
11601	Ext. Door Frame Caulk	—		—	—	—
11602	Ext. Door Frame Caulk	—		—	—	—
11901	Wood Window Frame Caulk	—		—	—	—
11902	Wood Window Frame Caulk	—		—	—	—
12101	Ceiling Tile	—		—	—	—

Special Instructions	Point Count If Less Than 1%

Relinquished by	Date	Time	Received by	Date	Time
Joshua Christie			R MB	AUG 10 2023	9:45am
JAO	8/11/23	5:00pm	JAO	8/11/23	8:00am

If no technician is provided, then the primary contact for your account will be selected. Unless scheduled, the turnaround time for all samples received after 3 pm EST will be logged in the next business day. Weekend or holiday work must be scheduled ahead of time and is charged at 150% of the 3hr TAT or a minimum charge of $150. A courier charge will be applied for same day and one-day turnaround times for offsite work. SanAir covers Ground and Next Day Air shipping. Shipments billed to SanAir with a faster shipping rate will result in additional charges. Page _of ____ 5/6

23043582

Form 140, Revision 1, 1/20/2017

Sample #	Sample Identification/Location	Volume or Area	Sample Date	Flow Rate*	Start – Stop Time*	
12102	Ceiling Tile	—	8/8/23	—	—	—
12201	Sink Undercoating	—		—	—	—
12202	Sink Undercoating	—		—	—	—
12401	Cove Base	—		—	—	—
12501	Expansion Joint Caulk	—		—	—	—
12502	Expansion Joint Caulk	—		—	—	—
12601	Interior Window Frame Caulk	—		—	—	—
12701	Ductwork Caulk	—		—	—	—
12702	Ductwork Caulk	—		—	—	—
12901	Plaster	—		—	—	—
12902	Plaster	—		—	—	—
4201	Glue Behind Fiberglass	—		—	—	—
4202	Glue Behind Fiberglass	—		—	—	—

Special Instructions	Point Count If Less Than 1%

Relinquished by	Date	Time	Received by	Date	Time
Joshua Christie			RMB	AUG 10 2023	9:45am
[illegible]	8/11/23	5:00pm	[illegible]	8/11/23	10:40am

If no technician is provided, then the primary contact for your account will be selected. Unless scheduled, the turnaround time for all samples received after 3 pm EST will be logged in the next business day. Weekend or holiday work must be scheduled ahead of time and is charged at 150% of the 3hr TAT or a minimum charge of $150. A courier charge will be applied for same day and one-day turnaround times for offsite work. SanAir covers Ground and Next Day Air shipping. Shipments billed to SanAir with a faster shipping rate will result in additional charges. Page _of ____ 6/6

TRIANGLE ENVIRONMENTAL SERVICE CENTER, INC.

13509 East Boundary Road, Suite B, Midlothian, VA 23112
804-739-1751 • fax: 804-739-1753

BULK ASBESTOS SAMPLE ANALYSIS SUMMARY

CLIENT: SanAir Technologies Laboratory, Inc.
10501 Trade Court
North Chesterfield, VA 23236

TESC LOGIN #: 230814J

DATE OF RECEIPT: 8/14/2023
DATE OF ANALYSIS: 8/15/2023
DATE OF REPORT: 8/16/2023

CLIENT JOB/ #: **23043582**

JOB SITE:

ANALYST: B. Trimmer

TESC SAMPLE #	CLIENT SAMPLE ID & GROSS DESCRIPTION	ESTIMATED % ASBESTOS	NON ASBESTOS % FIBERS	NON FIBROUS % MATERIALS
1	101 / White, gray fibers, gray powder	**15% Chrysotile**	10% Cellulose 10% Fiberglass	65%
2	102 / Gray fibers, powder	**40% Chrysotile**	10% Cellulose 10% Fiberglass	40%
3	103 / Geay fibers, powder	**40% Chrysotile** **5% Amosite**	10% Cellulose 10% Fiberglass	35%
4	104 / Gray fibers, powder	**20% Chrysotile**	10% Fiberglass	70%
5	105 / White, gray fibers, gray powder	**40% Chrysotile**	15% Cellulose 20% Fiberglass	25%
6	201 / Gray fibers	**60% Chrysotile**	15% Cellulose 20% Fiberglass	5%
7	202 / Gray fiberws, powder	**20% Chrysotile**	20% Fiberglass	60%
8	301 / White, gray fibers, gray powder	**20% Chrysotile** **5% Amosite**	20% Cellulose 10% Fiberglass	45%
9A	302 - Ceiling Tile / Gray fibers	**NAD**	60% Cellulose 35% Fiberglass	5%

Samples are analyzed in accordance with "EPA -- 40 CFR Appendix E to Subpart E of Part 763, Interim Method for the Determination of Asbestos in Bulk Insulation Samples", EPA 600/R-93/116: Method for the Determination of Asbestos in Bulk Building Materials. None Detected: not detected at/or below the detected limit of method (Reporting limit: 1% Asbestos). Sodium Chloride is analyzed for quality control blank. TESC recommends by point count or Transmission Electron Microscopy (TEM), for materials regulated by the EPA NESHAP (National Emission Standards for Hazardous Air Pollutants) and found to contain less than ten percent (<10%) asbestos by Polarized Light Microscopy (PLM). Both services are available for an additional fee. This report must not be reproduced except in full with approval of Triangle Environmental Service Center, Inc. This test report relates only to the item(s) tested. This report may not be used by the client to claim product endorsement by NVLAP or any other agency of the U.S. Government.

NVLAP Lab Code: 200794-0

[**LEGEND** NAD=No Asbestos Detected, Lino.=Linoleum, JC=Joint Compound]

Reviewed By Authorized Signatory:

Feng Jiang, MS Senior Geologist, Laboratory Director
Yuedong Fang, Senior Geologist

TRIANGLE ENVIRONMENTAL SERVICE CENTER, INC.

13509 East Boundary Road, Suite B, Midlothian, VA 23112
804-739-1751 • fax: 804-739-1753

BULK ASBESTOS SAMPLE ANALYSIS SUMMARY

CLIENT: SanAir Technologies Laboratory, Inc.
10501 Trade Court
North Chesterfield, VA 23236

TESC LOGIN #: 230814J

DATE OF RECEIPT: 8/14/2023
DATE OF ANALYSIS: 8/15/2023
DATE OF REPORT: 8/16/2023

CLIENT JOB/ #: **23043582**

JOB SITE:

ANALYST: B. Trimmer

TESC SAMPLE #	CLIENT SAMPLE ID & GROSS DESCRIPTION	ESTIMATED % ASBESTOS	NON ASBESTOS % FIBERS	NON FIBROUS % MATERIALS
9B	302 - Mastic / Brown adhesive	**NAD**		100%
10A	401 - Ceiling Tile / Gray fibers	**NAD**	60% Cellulose 35% Fiberglass	5%
10B	401 - Mastic / Brown adhesive	**NAD**		100%
11A	402 - Ceiling Tile / Gray fibers	**NAD**	60% Cellulose 35% Fiberglass	5%
11B	402 - Mastic / Brown adhesive	**NAD**		100%
12A	403 - Ceiling Tile / Gray fibers	**NAD**	60% Cellulose 35% Fiberglass	5%
12B	403 - Mastic / Brown adhesive	**NAD**		100%
13A	404 - Ceiling Tile / Gray fibers	**NAD**	60% Cellulose 35% Fiberglass	5%
13B	404 - Mastic / Brown adhesive	**NAD**		100%
14A	405 - Ceiling Tile / Gray fibers	**NAD**	60% Cellulose 35% Fiberglass	5%

Samples are analyzed in accordance with "EPA -- 40 CFR Appendix E to Subpart E of Part 763, Interim Method for the Determination of Asbestos in Bulk Insulation Samples", EPA 600/R-93/116: Method for the Determination of Asbestos in Bulk Building Materials. None Detected: not detected at/or below the detected limit of method (Reporting limit: 1% Asbestos). Sodium Chloride is analyzed for quality control blank. TESC recommends by point count or Transmission Electron Microscopy (TEM), for materials regulated by the EPA NESHAP (National Emission Standards for Hazardous Air Pollutants) and found to contain less than ten percent (<10%) asbestos by Polarized Light Microscopy (PLM). Both services are available for an additional fee. This report must not be reproduced except in full with approval of Triangle Environmental Service Center, Inc. This test report relates only to the item(s) tested. This report may not be used by the client to claim product endorsement by NVLAP or any other agency of the U.S. Government.

NVLAP Lab Code: 200794-0

[**LEGEND** NAD=No Asbestos Detected, Lino.=Linoleum, JC=Joint Compound]

Reviewed By Authorized Signatory:

Feng Jiang, MS Senior Geologist, Laboratory Director
Yuedong Fang, Senior Geologist

TRIANGLE ENVIRONMENTAL SERVICE CENTER, INC.

13509 East Boundary Road, Suite B, Midlothian, VA 23112
804-739-1751 • fax: 804-739-1753

BULK ASBESTOS SAMPLE ANALYSIS SUMMARY

CLIENT: SanAir Technologies Laboratory, Inc.
10501 Trade Court
North Chesterfield, VA 23236

TESC LOGIN #: 230814J

DATE OF RECEIPT: 8/14/2023
DATE OF ANALYSIS: 8/15/2023
DATE OF REPORT: 8/16/2023

CLIENT JOB/ #: **23043582**

JOB SITE:

ANALYST: B. Trimmer

TESC SAMPLE #	CLIENT SAMPLE ID & GROSS DESCRIPTION	ESTIMATED % ASBESTOS	NON ASBESTOS % FIBERS	NON FIBROUS % MATERIALS
14B	405 - Mastic / Brown adhesive	**NAD**		100%
15A	601 - Tile / Gray vinyl	**3% Chrysotile**	60% Cellulose 35% Fiberglass	2%
15B	601 - Mastic / Black adhesive	**4% Chrysotile**		96%
16A	602 - Tile / Gray vinyl	**3% Chrysotile**		97%
16B	602 - Mastic / Black adhesive	**4% Chrysotile**		96%
17	701 / Gray fibers	**40% Chrysotile**	55% Cellulose	5%
18	702 / Gray fibers	**40% Chrysotile**	55% Cellulose	5%
19	703 / Gray fibers	**40% Chrysotile**	55% Cellulose	5%
20	1101 / Gray adhesive	**NAD**		100%
21	1102 / Gray adhesive	**NAD**		100%

Samples are analyzed in accordance with "EPA -- 40 CFR Appendix E to Subpart E of Part 763, Interim Method for the Determination of Asbestos in Bulk Insulation Samples", EPA 600/R-93/116: Method for the Determination of Asbestos in Bulk Building Materials. None Detected: not detected at/or below the detected limit of method (Reporting limit: 1% Asbestos). Sodium Chloride is analyzed for quality control blank. TESC recommends by point count or Transmission Electron Microscopy (TEM), for materials regulated by the EPA NESHAP (National Emission Standards for Hazardous Air Pollutants) and found to contain less than ten percent (<10%) asbestos by Polarized Light Microscopy (PLM). Both services are available for an additional fee. This report must not be reproduced except in full with approval of Triangle Environmental Service Center, Inc. This test report relates only to the item(s) tested. This report may not be used by the client to claim product endorsement by NVLAP or any other agency of the U.S. Government.

NVLAP Lab Code: 200794-0

[**LEGEND** NAD=No Asbestos Detected, Lino.=Linoleum, JC=Joint Compound]

Reviewed By Authorized Signatory:

Feng Jiang, MS Senior Geologist, Laboratory Director
Yuedong Fang, Senior Geologist

TRIANGLE ENVIRONMENTAL SERVICE CENTER, INC.

13509 East Boundary Road, Suite B, Midlothian, VA 23112
804-739-1751 • fax: 804-739-1753

BULK ASBESTOS SAMPLE ANALYSIS SUMMARY

CLIENT: SanAir Technologies Laboratory, Inc.
10501 Trade Court
North Chesterfield, VA 23236

TESC LOGIN #: 230814J

DATE OF RECEIPT: 8/14/2023
DATE OF ANALYSIS: 8/15/2023
DATE OF REPORT: 8/16/2023

CLIENT JOB/ #: **23043582**

JOB SITE:

ANALYST: B. Trimmer

TESC SAMPLE #	CLIENT SAMPLE ID & GROSS DESCRIPTION	ESTIMATED % ASBESTOS	NON ASBESTOS % FIBERS	NON FIBROUS % MATERIALS
22A	2101 - Tile / Gray vinyl	**NAD**		100%
22B	2101 - Mastic / Brown adhesive	**NAD**		100%
23A	2102 - Tile / Gray vinyl	**NAD**		100%
23B	2102 - Mastic / Brown adhesive	**NAD**		100%
24	2401 / White powder, fibers	**NAD**	30% Cellulose	70%
25	2801 / Gray powder	**2% Chrysotile**		98%
26	2802 / Gray powder	**2% Chrysotile**		98%
27A	2901 - Tile / Brown viny	**4% Chrysotile**		96%
27B	2901 - Mastic / Black adhesive	**7% Chrysotile**		93%
28	3001 / Gray powder	**2% Chrysotile**		98%

Samples are analyzed in accordance with "EPA -- 40 CFR Appendix E to Subpart E of Part 763, Interim Method for the Determination of Asbestos in Bulk Insulation Samples", EPA 600/R-93/116: Method for the Determination of Asbestos in Bulk Building Materials. None Detected: not detected at/or below the detected limit of method (Reporting limit: 1% Asbestos). Sodium Chloride is analyzed for quality control blank. TESC recommends by point count or Transmission Electron Microscopy (TEM), for materials regulated by the EPA NESHAP (National Emission Standards for Hazardous Air Pollutants) and found to contain less than ten percent (<10%) asbestos by Polarized Light Microscopy (PLM). Both services are available for an additional fee. This report must not be reproduced except in full with approval of Triangle Environmental Service Center, Inc. This test report relates only to the item(s) tested. This report may not be used by the client to claim product endorsement by NVLAP or any other agency of the U.S. Government.

NVLAP Lab Code: 200794-0

[**LEGEND** NAD=No Asbestos Detected, Lino.=Linoleum, JC=Joint Compound]

Reviewed By Authorized Signatory:

Feng Jiang, MS Senior Geologist, Laboratory Director
Yuedong Fang, Senior Geologist

TRIANGLE ENVIRONMENTAL SERVICE CENTER, INC.

13509 East Boundary Road, Suite B, Midlothian, VA 23112
804-739-1751 • fax: 804-739-1753

BULK ASBESTOS SAMPLE ANALYSIS SUMMARY

CLIENT: SanAir Technologies Laboratory, Inc.
10501 Trade Court
North Chesterfield, VA 23236

TESC LOGIN #: 230814J

DATE OF RECEIPT: 8/14/2023
DATE OF ANALYSIS: 8/15/2023
DATE OF REPORT: 8/16/2023

CLIENT JOB/ #: **23043582**

JOB SITE:

ANALYST: B. Trimmer

TESC SAMPLE #	CLIENT SAMPLE ID & GROSS DESCRIPTION	ESTIMATED % ASBESTOS	NON ASBESTOS % FIBERS	NON FIBROUS % MATERIALS
29	3002 / Gray powder	**2% Chrysotile**		98%
30	3003 / Tan powder	**2% Chrysotile**		98%
31A	3101 - Tile / Red vinyl	**4% Chrysotile**		96%
31B	3101 - Mastic / Black adhesive	**5% Chrysotile**		95%
32A	3501 - Covebase / Blue rubber	**NAD**		100%
32B	3501 - Mastic / Beige adhesive	**NAD**	5% Cellulose	95%
33A	3502 - Covebase / Black rubber	**NAD**		100%
33B	3502 - Mastic / Beige adhesive	**NAD**		100%
34	3701 / White adhesive	**NAD**		100%
35	3801 / Gray powder	**2% Chrysotile**		98%

Samples are analyzed in accordance with "EPA -- 40 CFR Appendix E to Subpart E of Part 763, Interim Method for the Determination of Asbestos in Bulk Insulation Samples", EPA 600/R-93/116: Method for the Determination of Asbestos in Bulk Building Materials. None Detected: not detected at/or below the detected limit of method (Reporting limit: 1% Asbestos). Sodium Chloride is analyzed for quality control blank. TESC recommends by point count or Transmission Electron Microscopy (TEM), for materials regulated by the EPA NESHAP (National Emission Standards for Hazardous Air Pollutants) and found to contain less than ten percent (<10%) asbestos by Polarized Light Microscopy (PLM). Both services are available for an additional fee. This report must not be reproduced except in full with approval of Triangle Environmental Service Center, Inc. This test report relates only to the item(s) tested. This report may not be used by the client to claim product endorsement by NVLAP or any other agency of the U.S. Government.

NVLAP Lab Code: 200794-0

[**LEGEND** NAD=No Asbestos Detected, Lino.=Linoleum, JC=Joint Compound]

Reviewed By Authorized Signatory:

Feng Jiang, MS Senior Geologist, Laboratory Director
Yuedong Fang, Senior Geologist

TRIANGLE ENVIRONMENTAL SERVICE CENTER, INC.

13509 East Boundary Road, Suite B, Midlothian, VA 23112
804-739-1751 • fax: 804-739-1753

BULK ASBESTOS SAMPLE ANALYSIS SUMMARY

CLIENT: SanAir Technologies Laboratory, Inc.
10501 Trade Court
North Chesterfield, VA 23236

TESC LOGIN #: 230814J

DATE OF RECEIPT: 8/14/2023
DATE OF ANALYSIS: 8/15/2023
DATE OF REPORT: 8/16/2023

CLIENT JOB/ #: **23043582**

JOB SITE:

ANALYST: B. Trimmer

TESC SAMPLE #	CLIENT SAMPLE ID & GROSS DESCRIPTION	ESTIMATED % ASBESTOS	NON ASBESTOS % FIBERS	NON FIBROUS % MATERIALS
36	3802 / Gray powder	**2% Chrysotile**		98%
37	3803 / Gray powder	**2% Chrysotile**		98%
38	3901 / Gray fibers	**NAD**	70% Cellulose 25% Fiberglass	5%
39	3902 / Gray fibers	**NAD**	70% Cellulose 25% Fiberglass	5%
40	4001 / Gray powder	**2% Chrysotile**		98%
41	4101 / White, gray fibers, gray powder	**20% Chrysotile** **25% Amosite**	15% Cellulose	40%
42	4102 / White, gray fibers	**80% Chrysotile**	15% Cellulose	5%
43	4103 / White, gray fibers, gray powder	**20% Chrysotile** **25% Amosite**	15% Cellulose	40%
44	4301 / Brown adhesive	**2% Chrysotile**		98%
45A	4401 - Tile / Brown vinyl	**NAD**		100%

Samples are analyzed in accordance with "EPA -- 40 CFR Appendix E to Subpart E of Part 763, Interim Method for the Determination of Asbestos in Bulk Insulation Samples", EPA 600/R-93/116: Method for the Determination of Asbestos in Bulk Building Materials. None Detected: not detected at/or below the detected limit of method (Reporting limit: 1% Asbestos). Sodium Chloride is analyzed for quality control blank. TESC recommends by point count or Transmission Electron Microscopy (TEM), for materials regulated by the EPA NESHAP (National Emission Standards for Hazardous Air Pollutants) and found to contain less than ten percent (<10%) asbestos by Polarized Light Microscopy (PLM). Both services are available for an additional fee. This report must not be reproduced except in full with approval of Triangle Environmental Service Center, Inc. This test report relates only to the item(s) tested. This report may not be used by the client to claim product endorsement by NVLAP or any other agency of the U.S. Government.

NVLAP Lab Code: 200794-0

[**LEGEND** NAD=No Asbestos Detected, Lino.=Linoleum, JC=Joint Compound]

Reviewed By Authorized Signatory:

Feng Jiang, MS Senior Geologist, Laboratory Director
Yuedong Fang, Senior Geologist

TRIANGLE ENVIRONMENTAL SERVICE CENTER, INC.

13509 East Boundary Road, Suite B, Midlothian, VA 23112
804-739-1751 • fax: 804-739-1753

BULK ASBESTOS SAMPLE ANALYSIS SUMMARY

CLIENT: SanAir Technologies Laboratory, Inc.
10501 Trade Court
North Chesterfield, VA 23236

TESC LOGIN #: 230814J

DATE OF RECEIPT: 8/14/2023
DATE OF ANALYSIS: 8/15/2023
DATE OF REPORT: 8/16/2023

CLIENT JOB/ #: **23043582**

JOB SITE:

ANALYST: B. Trimmer

TESC SAMPLE #	CLIENT SAMPLE ID & GROSS DESCRIPTION	ESTIMATED % ASBESTOS	NON ASBESTOS % FIBERS	NON FIBROUS % MATERIALS
45B	4401 - Mastic / Black adhesive	**NAD**		100%
46A	4402 - Tile / Brown vinyl	**NAD**		100%
46B	4402 - Mastic / Black adhesive	**NAD**		100%
47	4501 / Black adhesive	**5% Chrysotile**		95%
48	4502 / Black adhesive	**5% Chrysotile**		95%
49	4503 / Black adhesive	**5% Chrysotile**		95%
50A	4601 - Tile / Green Tile	**3% Chrysotile**		97%
50B	4601 - Mastic / Black adhesive	**5% Chrysotile**		95%
51	4701 / Pink adhesive	**NAD**		100%
52A	4801 - Tile / Gray, blue vinyl	**NAD**		100%
52B	4801 - Mastic / Black adhesive	**NAD**		100%

Samples are analyzed in accordance with "EPA -- 40 CFR Appendix E to Subpart E of Part 763, Interim Method for the Determination of Asbestos in Bulk Insulation Samples", EPA 600/R-93/116: Method for the Determination of Asbestos in Bulk Building Materials. None Detected: not detected at/or below the detected limit of method (Reporting limit: 1% Asbestos). Sodium Chloride is analyzed for quality control blank. TESC recommends by point count or Transmission Electron Microscopy (TEM), for materials regulated by the EPA NESHAP (National Emission Standards for Hazardous Air Pollutants) and found to contain less than ten percent (<10%) asbestos by Polarized Light Microscopy (PLM). Both services are available for an additional fee. This report must not be reproduced except in full with approval of Triangle Environmental Service Center, Inc. This test report relates only to the item(s) tested. This report may not be used by the client to claim product endorsement by NVLAP or any other agency of the U.S. Government.

NVLAP Lab Code: 200794-0

[**LEGEND** NAD=No Asbestos Detected, Lino.=Linoleum, JC=Joint Compound]

Reviewed By Authorized Signatory:

Feng Jiang, MS Senior Geologist, Laboratory Director
Yuedong Fang, Senior Geologist

TRIANGLE ENVIRONMENTAL SERVICE CENTER, INC.

13509 East Boundary Road, Suite B, Midlothian, VA 23112
804-739-1751 • fax: 804-739-1753

BULK ASBESTOS SAMPLE ANALYSIS SUMMARY

CLIENT: SanAir Technologies Laboratory, Inc.
10501 Trade Court
North Chesterfield, VA 23236

TESC LOGIN #: 230814J

DATE OF RECEIPT: 8/14/2023
DATE OF ANALYSIS: 8/15/2023
DATE OF REPORT: 8/16/2023

CLIENT JOB/ #: **23043582**

JOB SITE:

ANALYST: B. Trimmer

TESC SAMPLE #	CLIENT SAMPLE ID & GROSS DESCRIPTION	ESTIMATED % ASBESTOS	NON ASBESTOS % FIBERS	NON FIBROUS % MATERIALS
53A	4802 - Tile / Gray, blue vinyl	**NAD**		100%
53B	4802 - Mastic / Black adhesive	**NAD**		100%
54	4901 / Gray granular	**NAD**		100%
55	5101 / Gray powder	**3% Chrysotile**		97%
56	5102 / Gray powder	**3% Chrysotile**		97%
57A	5201 - Tile / Blue ceramic	**NAD**		100%
57B	5201 - Grout / Gray granular	**NAD**		100%
58A	5202 - Tile / Blue ceramic	**NAD**		100%
58B	5202 - Grout / Gray granular	**NAD**		100%
59	5401 / Gray fibers, foil	**85% Chrysotile**	5% Cellulose	10%

Samples are analyzed in accordance with "EPA -- 40 CFR Appendix E to Subpart E of Part 763, Interim Method for the Determination of Asbestos in Bulk Insulation Samples", EPA 600/R-93/116: Method for the Determination of Asbestos in Bulk Building Materials. None Detected: not detected at/or below the detected limit of method (Reporting limit: 1% Asbestos). Sodium Chloride is analyzed for quality control blank. TESC recommends by point count or Transmission Electron Microscopy (TEM), for materials regulated by the EPA NESHAP (National Emission Standards for Hazardous Air Pollutants) and found to contain less than ten percent (<10%) asbestos by Polarized Light Microscopy (PLM). Both services are available for an additional fee. This report must not be reproduced except in full with approval of Triangle Environmental Service Center, Inc. This test report relates only to the item(s) tested. This report may not be used by the client to claim product endorsement by NVLAP or any other agency of the U.S. Government.

NVLAP Lab Code: 200794-0

[**LEGEND** NAD=No Asbestos Detected, Lino.=Linoleum, JC=Joint Compound]

Reviewed By Authorized Signatory:

Feng Jiang, MS Senior Geologist, Laboratory Director
Yuedong Fang, Senior Geologist

TRIANGLE ENVIRONMENTAL SERVICE CENTER, INC.

13509 East Boundary Road, Suite B, Midlothian, VA 23112
804-739-1751 • fax: 804-739-1753

BULK ASBESTOS SAMPLE ANALYSIS SUMMARY

CLIENT: SanAir Technologies Laboratory, Inc.
10501 Trade Court
North Chesterfield, VA 23236

TESC LOGIN #: 230814J

DATE OF RECEIPT: 8/14/2023
DATE OF ANALYSIS: 8/15/2023
DATE OF REPORT: 8/16/2023

CLIENT JOB/ #: **23043582**

JOB SITE:

ANALYST: B. Trimmer

TESC SAMPLE #	CLIENT SAMPLE ID & GROSS DESCRIPTION	ESTIMATED % ASBESTOS	NON ASBESTOS % FIBERS	NON FIBROUS % MATERIALS
60	5402 / Gray fibers, foil	**85% Chrysotile**	5% Cellulose	10%
61	5403 / Gray fibers, foil	**85% Chrysotile**		15%
62	5501 / Gray powder	**2% Chrysotile**		98%
63	5502 / White adhesive	**NAD**		100%
64	5601 / Gray powder	**2% Chrysotile**		98%
65	5701 / Black adhesive	**7% Chrysotile**		93%
66	5702 / Black adhesive	**7% Chrysotile**		93%
67A	5901 - Plaster / Gray granular	**NAD**		100%
67B	5901 - Skimcoat / White granular	**NAD**		100%
68A	5902 - Plaster / Gray granular	**NAD**		100%

Samples are analyzed in accordance with "EPA -- 40 CFR Appendix E to Subpart E of Part 763, Interim Method for the Determination of Asbestos in Bulk Insulation Samples", EPA 600/R-93/116: Method for the Determination of Asbestos in Bulk Building Materials. None Detected: not detected at/or below the detected limit of method (Reporting limit: 1% Asbestos). Sodium Chloride is analyzed for quality control blank. TESC recommends by point count or Transmission Electron Microscopy (TEM), for materials regulated by the EPA NESHAP (National Emission Standards for Hazardous Air Pollutants) and found to contain less than ten percent (<10%) asbestos by Polarized Light Microscopy (PLM). Both services are available for an additional fee. This report must not be reproduced except in full with approval of Triangle Environmental Service Center, Inc. This test report relates only to the item(s) tested. This report may not be used by the client to claim product endorsement by NVLAP or any other agency of the U.S. Government.

NVLAP Lab Code: 200794-0

[**LEGEND** NAD=No Asbestos Detected, Lino.=Linoleum, JC=Joint Compound]

Reviewed By Authorized Signatory:

Feng Jiang, MS Senior Geologist, Laboratory Director
Yuedong Fang, Senior Geologist

TRIANGLE ENVIRONMENTAL SERVICE CENTER, INC.

13509 East Boundary Road, Suite B, Midlothian, VA 23112
804-739-1751 • fax: 804-739-1753

BULK ASBESTOS SAMPLE ANALYSIS SUMMARY

CLIENT: SanAir Technologies Laboratory, Inc.
10501 Trade Court
North Chesterfield, VA 23236

TESC LOGIN #: 230814J

DATE OF RECEIPT: 8/14/2023
DATE OF ANALYSIS: 8/15/2023
DATE OF REPORT: 8/16/2023

CLIENT JOB/ #: **23043582**

JOB SITE:

ANALYST: B. Trimmer

TESC SAMPLE #	CLIENT SAMPLE ID & GROSS DESCRIPTION	ESTIMATED % ASBESTOS	NON ASBESTOS % FIBERS	NON FIBROUS % MATERIALS
68B	5902 - Skimcoat / White granular	**NAD**		100%
69A	5903 - Plaster / Gray granular	**NAD**		100%
69B	5903 - Skimcoat / White granular	**NAD**		100%
70A	5904 - Plaster / Gray granular	**NAD**		100%
70B	5904 - Skimcoat / White granular	**NAD**		100%
71A	5905 - Plaster / Gray granular	**NAD**		100%
71B	5905 - Skimcoat / White granular	**NAD**		100%
72A	6001 - Tile / Gray vinyl	**NAD**		100%
72B	6001 - Mastic / Black adhesive	**NAD**	5% Cellulose	95%
73	6101 / Gray fibers	**NAD**	75% Cellulose 20% Fiberglass	5%

Samples are analyzed in accordance with "EPA -- 40 CFR Appendix E to Subpart E of Part 763, Interim Method for the Determination of Asbestos in Bulk Insulation Samples", EPA 600/R-93/116: Method for the Determination of Asbestos in Bulk Building Materials. None Detected: not detected at/or below the detected limit of method (Reporting limit: 1% Asbestos). Sodium Chloride is analyzed for quality control blank. TESC recommends by point count or Transmission Electron Microscopy (TEM), for materials regulated by the EPA NESHAP (National Emission Standards for Hazardous Air Pollutants) and found to contain less than ten percent (<10%) asbestos by Polarized Light Microscopy (PLM). Both services are available for an additional fee. This report must not be reproduced except in full with approval of Triangle Environmental Service Center, Inc. This test report relates only to the item(s) tested. This report may not be used by the client to claim product endorsement by NVLAP or any other agency of the U.S. Government.

NVLAP Lab Code: 200794-0

[**LEGEND** NAD=No Asbestos Detected, Lino.=Linoleum, JC=Joint Compound]

Reviewed By Authorized Signatory:

Feng Jiang, MS Senior Geologist, Laboratory Director
Yuedong Fang, Senior Geologist

TRIANGLE ENVIRONMENTAL SERVICE CENTER, INC.

13509 East Boundary Road, Suite B, Midlothian, VA 23112
804-739-1751 • fax: 804-739-1753

BULK ASBESTOS SAMPLE ANALYSIS SUMMARY

CLIENT: SanAir Technologies Laboratory, Inc.
10501 Trade Court
North Chesterfield, VA 23236

TESC LOGIN #: 230814J

DATE OF RECEIPT: 8/14/2023
DATE OF ANALYSIS: 8/15/2023
DATE OF REPORT: 8/16/2023

CLIENT JOB/ #: **23043582**

JOB SITE:

ANALYST: B. Trimmer

TESC SAMPLE #	CLIENT SAMPLE ID & GROSS DESCRIPTION	ESTIMATED % ASBESTOS	NON ASBESTOS % FIBERS	NON FIBROUS % MATERIALS
74	6102 / Gray fibers	**NAD**	75% Cellulose 20% Fiberglass	5%
75	6201 / White adhesive	**NAD**		100%
76	6202 / White adhesive	**NAD**		100%
77	6203 / White adhesive	**NAD**		100%
78	6301 / White adhesive	**NAD**		100%
79	6302 / Gray powder	**3% Chrysotile**		97%
80	6401 / Black adhesive	**NAD**		100%
81	6402 / Gray adhesive	**5% Chrysotile**		95%
82	6701 / Black adhesive	**7% Chrysotile**		93%
83	6702 / Black adhesive	**7% Chrysotile**		93%

Samples are analyzed in accordance with "EPA -- 40 CFR Appendix E to Subpart E of Part 763, Interim Method for the Determination of Asbestos in Bulk Insulation Samples", EPA 600/R-93/116: Method for the Determination of Asbestos in Bulk Building Materials. None Detected: not detected at/or below the detected limit of method (Reporting limit: 1% Asbestos). Sodium Chloride is analyzed for quality control blank. TESC recommends by point count or Transmission Electron Microscopy (TEM), for materials regulated by the EPA NESHAP (National Emission Standards for Hazardous Air Pollutants) and found to contain less than ten percent (<10%) asbestos by Polarized Light Microscopy (PLM). Both services are available for an additional fee. This report must not be reproduced except in full with approval of Triangle Environmental Service Center, Inc. This test report relates only to the item(s) tested. This report may not be used by the client to claim product endorsement by NVLAP or any other agency of the U.S. Government.

NVLAP Lab Code: 200794-0

[**LEGEND** NAD=No Asbestos Detected, Lino.=Linoleum, JC=Joint Compound]

Reviewed By Authorized Signatory:

Feng Jiang, MS Senior Geologist, Laboratory Director
Yuedong Fang, Senior Geologist

TRIANGLE ENVIRONMENTAL SERVICE CENTER, INC.

13509 East Boundary Road, Suite B, Midlothian, VA 23112
804-739-1751 • fax: 804-739-1753

BULK ASBESTOS SAMPLE ANALYSIS SUMMARY

CLIENT: SanAir Technologies Laboratory, Inc.
10501 Trade Court
North Chesterfield, VA 23236

TESC LOGIN #: 230814J

DATE OF RECEIPT: 8/14/2023
DATE OF ANALYSIS: 8/15/2023
DATE OF REPORT: 8/16/2023

CLIENT JOB/ #: **23043582**

JOB SITE:

ANALYST: B. Trimmer

TESC SAMPLE #	CLIENT SAMPLE ID & GROSS DESCRIPTION	ESTIMATED % ASBESTOS	NON ASBESTOS % FIBERS	NON FIBROUS % MATERIALS
84A	6801 - Tile / Beige - brown vinyl	**NAD**		100%
84B	6801 - Mastic / Black, white ahdesive	**NAD**		100%
85A	6901 - Tile / Gray vinyl	**NAD**		100%
85B	6901 - Mastic / Yellow, black adhesive	**NAD**	5% Cellulose	95%
86	7001 / Gray, white granular	**NAD**		100%
87	7002 / Gray, white granular	**NAD**		100%
88	7003 / Gray, white granular	**NAD**		100%
89	7004 / Gray, white granular	**NAD**		100%
90	7005 / Gray, white granular	**NAD**		100%
91	7006 / Gray, white granular	**NAD**		100%

Samples are analyzed in accordance with "EPA -- 40 CFR Appendix E to Subpart E of Part 763, Interim Method for the Determination of Asbestos in Bulk Insulation Samples", EPA 600/R-93/116: Method for the Determination of Asbestos in Bulk Building Materials. None Detected: not detected at/or below the detected limit of method (Reporting limit: 1% Asbestos). Sodium Chloride is analyzed for quality control blank. TESC recommends by point count or Transmission Electron Microscopy (TEM), for materials regulated by the EPA NESHAP (National Emission Standards for Hazardous Air Pollutants) and found to contain less than ten percent (<10%) asbestos by Polarized Light Microscopy (PLM). Both services are available for an additional fee. This report must not be reproduced except in full with approval of Triangle Environmental Service Center, Inc. This test report relates only to the item(s) tested. This report may not be used by the client to claim product endorsement by NVLAP or any other agency of the U.S. Government.

NVLAP Lab Code: 200794-0

[**LEGEND** NAD=No Asbestos Detected, Lino.=Linoleum, JC=Joint Compound]

Reviewed By Authorized Signatory:

Feng Jiang, MS Senior Geologist, Laboratory Director
Yuedong Fang, Senior Geologist

TRIANGLE ENVIRONMENTAL SERVICE CENTER, INC.

13509 East Boundary Road, Suite B, Midlothian, VA 23112
804-739-1751 • fax: 804-739-1753

BULK ASBESTOS SAMPLE ANALYSIS SUMMARY

CLIENT: SanAir Technologies Laboratory, Inc.
10501 Trade Court
North Chesterfield, VA 23236

TESC LOGIN #: 230814J

DATE OF RECEIPT: 8/14/2023
DATE OF ANALYSIS: 8/15/2023
DATE OF REPORT: 8/16/2023

CLIENT JOB/ #: **23043582**

JOB SITE:

ANALYST: B. Trimmer

TESC SAMPLE #	CLIENT SAMPLE ID & GROSS DESCRIPTION	ESTIMATED % ASBESTOS	NON ASBESTOS % FIBERS	NON FIBROUS % MATERIALS
92	7007 / Gray, white granular	**NAD**		100%
93	7701 / Black adhesive	**NAD**		100%
94	7801 / Gray granular, white fibers	**15% Chrysotile**		85%
95	7802 / Gray granular, white fibers	**15% Chrysotile**		85%
96	7901 / Yellow fibers, black adhesive	**NAD**	90% Fiberglass	10%
97	7902 / Yelow fibers, black adhesive	**NAD**	90% Fiberglass	10%
98	8001 / Yellow adhesive	**NAD**		100%
99	8002 / Yellow adhesive	**NAD**		100%
100	8501 / Gray powder	**2% Chrysotile**		98%
101	8601 / Gray adhesive	**2% Chrysotile**		98%

Samples are analyzed in accordance with "EPA -- 40 CFR Appendix E to Subpart E of Part 763, Interim Method for the Determination of Asbestos in Bulk Insulation Samples", EPA 600/R-93/116: Method for the Determination of Asbestos in Bulk Building Materials. None Detected: not detected at/or below the detected limit of method (Reporting limit: 1% Asbestos). Sodium Chloride is analyzed for quality control blank. TESC recommends by point count or Transmission Electron Microscopy (TEM), for materials regulated by the EPA NESHAP (National Emission Standards for Hazardous Air Pollutants) and found to contain less than ten percent (<10%) asbestos by Polarized Light Microscopy (PLM). Both services are available for an additional fee. This report must not be reproduced except in full with approval of Triangle Environmental Service Center, Inc. This test report relates only to the item(s) tested. This report may not be used by the client to claim product endorsement by NVLAP or any other agency of the U.S. Government.

NVLAP Lab Code: 200794-0

[**LEGEND** NAD=No Asbestos Detected, Lino.=Linoleum, JC=Joint Compound]

Reviewed By Authorized Signatory:

Feng Jiang, MS Senior Geologist, Laboratory Director
Yuedong Fang, Senior Geologist

TRIANGLE ENVIRONMENTAL SERVICE CENTER, INC.

13509 East Boundary Road, Suite B, Midlothian, VA 23112
804-739-1751 • fax: 804-739-1753

BULK ASBESTOS SAMPLE ANALYSIS SUMMARY

CLIENT: SanAir Technologies Laboratory, Inc.
10501 Trade Court
North Chesterfield, VA 23236

TESC LOGIN #: 230814J

DATE OF RECEIPT: 8/14/2023
DATE OF ANALYSIS: 8/15/2023
DATE OF REPORT: 8/16/2023

CLIENT JOB/ #: **23043582**

JOB SITE:

ANALYST: B. Trimmer

TESC SAMPLE #	CLIENT SAMPLE ID & GROSS DESCRIPTION	ESTIMATED % ASBESTOS	NON ASBESTOS % FIBERS	NON FIBROUS % MATERIALS
102	8602 / Gray adhesive	**2% Chrysotile**		98%
103	8801 / Blue vinyl	**NAD**		100%
104	8802 / White, blue vinyl	**NAD**		100%
105	9001 / Blue rubber	**NAD**		100%
106	9101 / Gray adhesive	**2% Chrysotile**		98%
107	9202 / Gray adhesive	**2% Chrysotile**		98%
108	9201 / Tan rubbers	**2% Chrysotile**	20% Synthetic	78%
109	9202 / Gray powder	**3% Chrysotile**	20% Synthetic	77%
110	9301 / Black rubber, white fibers	**NAD**	20% Synthetic	80%
111	9302 / Black rubber, white fibers	**NAD**	20% Synthetic	80%

Samples are analyzed in accordance with "EPA -- 40 CFR Appendix E to Subpart E of Part 763, Interim Method for the Determination of Asbestos in Bulk Insulation Samples", EPA 600/R-93/116: Method for the Determination of Asbestos in Bulk Building Materials. None Detected: not detected at/or below the detected limit of method (Reporting limit: 1% Asbestos). Sodium Chloride is analyzed for quality control blank. TESC recommends by point count or Transmission Electron Microscopy (TEM), for materials regulated by the EPA NESHAP (National Emission Standards for Hazardous Air Pollutants) and found to contain less than ten percent (<10%) asbestos by Polarized Light Microscopy (PLM). Both services are available for an additional fee. This report must not be reproduced except in full with approval of Triangle Environmental Service Center, Inc. This test report relates only to the item(s) tested. This report may not be used by the client to claim product endorsement by NVLAP or any other agency of the U.S. Government.

NVLAP Lab Code: 200794-0

[**LEGEND** NAD=No Asbestos Detected, Lino.=Linoleum, JC=Joint Compound]

Reviewed By Authorized Signatory:

Feng Jiang, MS Senior Geologist, Laboratory Director
Yuedong Fang, Senior Geologist

TRIANGLE ENVIRONMENTAL SERVICE CENTER, INC.

13509 East Boundary Road, Suite B, Midlothian, VA 23112
804-739-1751 • fax: 804-739-1753

BULK ASBESTOS SAMPLE ANALYSIS SUMMARY

CLIENT: SanAir Technologies Laboratory, Inc.
10501 Trade Court
North Chesterfield, VA 23236

TESC LOGIN #: 230814J

DATE OF RECEIPT: 8/14/2023
DATE OF ANALYSIS: 8/15/2023
DATE OF REPORT: 8/16/2023

CLIENT JOB/ #: **23043582**

JOB SITE:

ANALYST: B. Trimmer

TESC SAMPLE #	CLIENT SAMPLE ID & GROSS DESCRIPTION	ESTIMATED % ASBESTOS	NON ASBESTOS % FIBERS	NON FIBROUS % MATERIALS
112	9401 / Gray adhesive	**NAD**		100%
113	9402 / Gray adhesive	**NAD**		100%
114	9801 / Pink fibers	**NAD**	5% Cellulose	95%
115	9802 / Pink fibers	**NAD**	5% Cellulose 90% Fiberglass	5%
116	9803 / Pink fibers	**NAD**	5% Cellulose 90% Fiberglass	5%
117	9901 / Yellow fibers	**NAD**	3% Cellulose 95% Fiberglass	2%
118	9902 / Yellow fibers	**NAD**	3% Cellulose 95% Fiberglass	2%
119	9903 / Yellow fibers	**NAD**	3% Cellulose 95% Fiberglass	2%
120	10001 / Yellow, brown fibers, foil	**NAD**	20% Cellulose 70% Fiberglass	10%

Samples are analyzed in accordance with "EPA -- 40 CFR Appendix E to Subpart E of Part 763, Interim Method for the Determination of Asbestos in Bulk Insulation Samples", EPA 600/R-93/116: Method for the Determination of Asbestos in Bulk Building Materials. None Detected: not detected at/or below the detected limit of method (Reporting limit: 1% Asbestos). Sodium Chloride is analyzed for quality control blank. TESC recommends by point count or Transmission Electron Microscopy (TEM), for materials regulated by the EPA NESHAP (National Emission Standards for Hazardous Air Pollutants) and found to contain less than ten percent (<10%) asbestos by Polarized Light Microscopy (PLM). Both services are available for an additional fee. This report must not be reproduced except in full with approval of Triangle Environmental Service Center, Inc. This test report relates only to the item(s) tested. This report may not be used by the client to claim product endorsement by NVLAP or any other agency of the U.S. Government.

NVLAP Lab Code: 200794-0

[**LEGEND** NAD=No Asbestos Detected, Lino.=Linoleum, JC=Joint Compound]

Reviewed By Authorized Signatory:

Feng Jiang, MS Senior Geologist, Laboratory Director
Yuedong Fang, Senior Geologist

TRIANGLE ENVIRONMENTAL SERVICE CENTER, INC.

13509 East Boundary Road, Suite B, Midlothian, VA 23112
804-739-1751 • fax: 804-739-1753

BULK ASBESTOS SAMPLE ANALYSIS SUMMARY

CLIENT: SanAir Technologies Laboratory, Inc.
10501 Trade Court
North Chesterfield, VA 23236

TESC LOGIN #: 230814J

DATE OF RECEIPT: 8/14/2023
DATE OF ANALYSIS: 8/15/2023
DATE OF REPORT: 8/16/2023

CLIENT JOB/ #: **23043582**

JOB SITE:

ANALYST: B. Trimmer

TESC SAMPLE #	CLIENT SAMPLE ID & GROSS DESCRIPTION	ESTIMATED % ASBESTOS	NON ASBESTOS % FIBERS	NON FIBROUS % MATERIALS
121	10002 / Yellow, brown fibers, foil	**NAD**	20% Cellulose 70% Fiberglass	10%
122	10003 / Yellow, brown fibers, foil	**NAD**		100%
123	10301 / Gray powder	**2% Chrysotile**		98%
124	10302 / Gray powder	**2% Chrysotile**		98%
125A	10701 - Tile / Gray vinyl	**NAD**		100%
125B	10701 - Mastic / Yellow adhesive	**NAD**		100%
126A	10702 - Tile / Gray vinyl	**NAD**		100%
126B	10702 - Mastic / Yellow adhesive	**NAD**		100%
127A	10801 - Covebase / Blue rubber	**NAD**		100%
127B	10801 - Mastic / Beige adhesive	**NAD**		100%

Samples are analyzed in accordance with "EPA -- 40 CFR Appendix E to Subpart E of Part 763, Interim Method for the Determination of Asbestos in Bulk Insulation Samples", EPA 600/R-93/116: Method for the Determination of Asbestos in Bulk Building Materials. None Detected: not detected at/or below the detected limit of method (Reporting limit: 1% Asbestos). Sodium Chloride is analyzed for quality control blank. TESC recommends by point count or Transmission Electron Microscopy (TEM), for materials regulated by the EPA NESHAP (National Emission Standards for Hazardous Air Pollutants) and found to contain less than ten percent (<10%) asbestos by Polarized Light Microscopy (PLM). Both services are available for an additional fee. This report must not be reproduced except in full with approval of Triangle Environmental Service Center, Inc. This test report relates only to the item(s) tested. This report may not be used by the client to claim product endorsement by NVLAP or any other agency of the U.S. Government.

NVLAP Lab Code: 200794-0

[**LEGEND** NAD=No Asbestos Detected, Lino.=Linoleum, JC=Joint Compound]

Reviewed By Authorized Signatory:

Feng Jiang, MS Senior Geologist, Laboratory Director
Yuedong Fang, Senior Geologist

TRIANGLE ENVIRONMENTAL SERVICE CENTER, INC.

13509 East Boundary Road, Suite B, Midlothian, VA 23112
804-739-1751 • fax: 804-739-1753

BULK ASBESTOS SAMPLE ANALYSIS SUMMARY

CLIENT: SanAir Technologies Laboratory, Inc.
10501 Trade Court
North Chesterfield, VA 23236

TESC LOGIN #: 230814J

DATE OF RECEIPT: 8/14/2023
DATE OF ANALYSIS: 8/15/2023
DATE OF REPORT: 8/16/2023

CLIENT JOB/ #: **23043582**

JOB SITE:

ANALYST: B. Trimmer

TESC SAMPLE #	CLIENT SAMPLE ID & GROSS DESCRIPTION	ESTIMATED % ASBESTOS	NON ASBESTOS % FIBERS	NON FIBROUS % MATERIALS
128A	10802 - Covebase / - Covebase	**NAD**		100%
128B	10802 / Beige adhesive	**NAD**		100%
129	11401 / White adhesive	**NAD**		100%
130	11601 / White adhesive	**NAD**		100%
131	11602 / White adhesive	**NAD**		100%
132	11901 / White adhesive	**NAD**		100%
133	11902 / White adhesive	**NAD**		100%
134	12101 / Gray fibers	**NAD**	75% Cellulose 20% Fiberglass	5%
135	12102 / Gray fibers	**NAD**	75% Cellulose 20% Fiberglass	5%
136	12201 / White adhesive	**NAD**		100%

Samples are analyzed in accordance with "EPA -- 40 CFR Appendix E to Subpart E of Part 763, Interim Method for the Determination of Asbestos in Bulk Insulation Samples", EPA 600/R-93/116: Method for the Determination of Asbestos in Bulk Building Materials. None Detected: not detected at/or below the detected limit of method (Reporting limit: 1% Asbestos). Sodium Chloride is analyzed for quality control blank. TESC recommends by point count or Transmission Electron Microscopy (TEM), for materials regulated by the EPA NESHAP (National Emission Standards for Hazardous Air Pollutants) and found to contain less than ten percent (<10%) asbestos by Polarized Light Microscopy (PLM). Both services are available for an additional fee. This report must not be reproduced except in full with approval of Triangle Environmental Service Center, Inc. This test report relates only to the item(s) tested. This report may not be used by the client to claim product endorsement by NVLAP or any other agency of the U.S. Government.

NVLAP Lab Code: 200794-0

[**LEGEND** NAD=No Asbestos Detected, Lino.=Linoleum, JC=Joint Compound]

Reviewed By Authorized Signatory:

Feng Jiang, MS Senior Geologist, Laboratory Director
Yuedong Fang, Senior Geologist

TRIANGLE ENVIRONMENTAL SERVICE CENTER, INC.

13509 East Boundary Road, Suite B, Midlothian, VA 23112
804-739-1751 • fax: 804-739-1753

BULK ASBESTOS SAMPLE ANALYSIS SUMMARY

CLIENT: SanAir Technologies Laboratory, Inc.
10501 Trade Court
North Chesterfield, VA 23236

TESC LOGIN #: 230814J

DATE OF RECEIPT: 8/14/2023
DATE OF ANALYSIS: 8/15/2023
DATE OF REPORT: 8/16/2023

CLIENT JOB/ #: **23043582**

JOB SITE:

ANALYST: B. Trimmer

TESC SAMPLE #	CLIENT SAMPLE ID & GROSS DESCRIPTION	ESTIMATED % ASBESTOS	NON ASBESTOS % FIBERS	NON FIBROUS % MATERIALS
137	12202 / White adhesive	**NAD**		100%
138A	12401 - Covebase / Black rubber	**NAD**		100%
138B	12401 - Mastic / Beige adhesive	**NAD**		100%
139	12501 / White adhesive	**NAD**		100%
140	12502 / White adhesive	**NAD**		100%
141	12601 / White adhesive	**NAD**		100%
142	12701 / Gray adhesive	**NAD**		100%
143	12702 / Gray adhesive	**NAD**		100%
144	12901 / Gray, white granular	**NAD**		100%
145	12902 / Gray, white granular	**NAD**		100%
146	4201 / Black adhesive	**5% Chrysotile**		95%

Samples are analyzed in accordance with "EPA -- 40 CFR Appendix E to Subpart E of Part 763, Interim Method for the Determination of Asbestos in Bulk Insulation Samples", EPA 600/R-93/116: Method for the Determination of Asbestos in Bulk Building Materials. None Detected: not detected at/or below the detected limit of method (Reporting limit: 1% Asbestos). Sodium Chloride is analyzed for quality control blank. TESC recommends by point count or Transmission Electron Microscopy (TEM), for materials regulated by the EPA NESHAP (National Emission Standards for Hazardous Air Pollutants) and found to contain less than ten percent (<10%) asbestos by Polarized Light Microscopy (PLM). Both services are available for an additional fee. This report must not be reproduced except in full with approval of Triangle Environmental Service Center, Inc. This test report relates only to the item(s) tested. This report may not be used by the client to claim product endorsement by NVLAP or any other agency of the U.S. Government.

NVLAP Lab Code: 200794-0

[**LEGEND** NAD=No Asbestos Detected, Lino.=Linoleum, JC=Joint Compound]

Reviewed By Authorized Signatory:

Feng Jiang, MS Senior Geologist, Laboratory Director
Yuedong Fang, Senior Geologist

TRIANGLE ENVIRONMENTAL SERVICE CENTER, INC.

13509 East Boundary Road, Suite B, Midlothian, VA 23112
804-739-1751 • fax: 804-739-1753

BULK ASBESTOS SAMPLE ANALYSIS SUMMARY

CLIENT: SanAir Technologies Laboratory, Inc.
10501 Trade Court
North Chesterfield, VA 23236

TESC LOGIN #: 230814J

DATE OF RECEIPT: 8/14/2023
DATE OF ANALYSIS: 8/15/2023
DATE OF REPORT: 8/16/2023

CLIENT JOB/ #: **23043582**

JOB SITE:

ANALYST: B. Trimmer

TESC SAMPLE #	CLIENT SAMPLE ID & GROSS DESCRIPTION	ESTIMATED % ASBESTOS	NON ASBESTOS % FIBERS	NON FIBROUS % MATERIALS
147	4202 / Black adhesive	**5% Chrysotile**		95%
148A	2201 - Covebase / Blue rubber	**NAD**		100%
148B	2201 - Mastic / Beige adhesive	**NAD**		100%
149A	2202 - Covebase / Blue rubber	**NAD**		100%
149B	2202 - Mastic / Beige adhesive	**NAD**		100%

Total Samples/Layers Analyzed: 185

Samples are analyzed in accordance with "EPA -- 40 CFR Appendix E to Subpart E of Part 763, Interim Method for the Determination of Asbestos in Bulk Insulation Samples", EPA 600/R-93/116: Method for the Determination of Asbestos in Bulk Building Materials. None Detected: not detected at/or below the detected limit of method (Reporting limit: 1% Asbestos). Sodium Chloride is analyzed for quality control blank. TESC recommends by point count or Transmission Electron Microscopy (TEM), for materials regulated by the EPA NESHAP (National Emission Standards for Hazardous Air Pollutants) and found to contain less than ten percent (<10%) asbestos by Polarized Light Microscopy (PLM). Both services are available for an additional fee. This report must not be reproduced except in full with approval of Triangle Environmental Service Center, Inc. This test report relates only to the item(s) tested. This report may not be used by the client to claim product endorsement by NVLAP or any other agency of the U.S. Government.

NVLAP Lab Code: 200794-0

[**LEGEND** NAD=No Asbestos Detected, Lino.=Linoleum, JC=Joint Compound]

Reviewed By Authorized Signatory:

Feng Jiang, MS Senior Geologist, Laboratory Director
Yuedong Fang, Senior Geologist

TESC LOGIN NUMBER: 230814J

TRIANGLE ENVIRONMENTAL SERVICE CENTER

13509 East Boundary Road, Suite B • Midlothian • VA • 23112 • Tel: 804-739-1751 • Fax: 804-739-1753

CHAIN OF CUSTODY FORM

LAB CUSTOMER: SanAir Technologies Laboratory, Inc.
ADDRESS: 10501 Trade Court
CITY, STATE, ZIP: N. Chesterfield VA 23236
TAT: 2 Hour:____ **6 Hour:**____ **24 Hour:**____ **48 Hour:** X **3 Day:**____ **5 Day:**____
CONTACT METHOD: Phone: 804-897-1177 **Fax:**

DATE: 8/11/23
CONTACT NAME: Sandra Sobrino
PROJECT #: 23043582
PROJECT SITE:
Email: iaq@sanair.com; ssobrino@sanair.com

Sample number	Asbestos									Lead							Other Metals					Air Quality/Mold								Comments
	Sample Date	Bulk ID by PLM	PCM Fiber Count	PLM Point Count 400	PLM Point Count 1000	PLM Gravimetric	CARB 435 (Soil only)	TEM AHERA Air	TEM Bulk Chatfield	Air	Paint(% & PPM)	Soil(PPM)	Wipe	TCLP (Pb)	Waster Water	Drinking Water (Pb)	TCLP RCRA 8	CAM 17	Welding Fume	Toxic Metal Profile		Biocassette	Slide	Surface Tape	Surface Swab	Bulk	Air Volume (L) Wipe Area (ft²) Scrape Area (cm²)		
101	8/8/23	X																											Point Count if
102		X																											< 1%
103		X																											400pt ct or EPA NOB
104		X																											
105		X																											
201		X																											
202		X																											
301		X																											
401		X																											
402		X																											
403		X																											
404		X																											
405		X																											
406		X																											
601		X																											

Released by Daniel Damour — Signature: Daniel D — Date/Time: 8/11/23 5:00pm
Received by — Signature: — Date/Time: 8/14 8:30

Prepared by TESC

Pages: 1 of 10

TESC LOGIN NUMBER: 230814J

TRIANGLE ENVIRONMENTAL SERVICE CENTER

13509 East Boundary Road, Suite B • Midlothian • VA • 23112 • Tel: 804-739-1751 • Fax: 804-739-1753

CHAIN OF CUSTODY FORM

LAB CUSTOMER: SanAir Technologies Laboratory, Inc.
ADDRESS: 10501 Trade Court
CITY, STATE, ZIP: N. Chesterfield VA 23236
TAT: 2 Hour:____ 6 Hour:____ 24 Hour:____ 48 Hour: X 3 Day:____ 5 Day:____
CONTACT METHOD: Phone: 804-897-1177 Fax:

DATE: 8/11/23
CONTACT NAME: Sandra Sobrino
PROJECT #: 23043582
PROJECT SITE:
Email: iaq@sanair.com; ssobrino@sanair.com

Sample number	Asbestos									Lead							Other Metals					Air Quality/Mold							Comments
	Sample Date	Bulk ID by PLM	PCM Fiber Count	PLM Point Count 400	PLM Point Count 1000	PLM Gravimetric	CARB 435 (Soil only)	TEM AHERA Air	TEM Bulk Chatfield	Air	Paint(% & PPM)	Soil(PPM)	Wipe	TCLP (Pb)	Waster Water	Drinking Water (Pb)	TCLP RCRA 8	CAM 17	Welding Fume	Toxic Metal Profile		Biocassette	Slide	Surface Tape	Surface Swab	Bulk	Air Volume (L) / Wipe Area (ft^2) / Scrape Area (cm^2)	
602	8/8/23	X																										
701		X																										
702		X																										
703		X																										
1101		X																										
1102		X																										
2101		X																										
2102		X																										
2401		X																										
2801		X																										
2802		X																										
2901		X																										
3001		X																										
3002		X																										
3003		X																										

Released by Tamika Dansant — Signature: [illegible] — Date/Time: 8/11/23 ~~8th~~ 5:00 pm
Received by — Signature: [illegible] — Date/Time: 8/14 8:30

Prepared by TESC

TESC LOGIN NUMBER: 230814J

TRIANGLE ENVIRONMENTAL SERVICE CENTER

13509 East Boundary Road, Suite B • Midlothian • VA • 23112 • Tel: 804-739-1751 • Fax: 804-739-1753

CHAIN OF CUSTODY FORM

LAB CUSTOMER: SanAir Technologies Laboratory, Inc.
ADDRESS: 10501 Trade Court
CITY, STATE, ZIP: N. Chesterfield VA 23236
TAT: 2 Hour:____ **6 Hour:**____ **24 Hour:**____ **48 Hour:** X **3 Day:**____ **5 Day:**____
CONTACT METHOD: Phone: 804-897-1177 **Fax:**

DATE: 8/11/23
CONTACT NAME: Sandra Sobrino
PROJECT #: 23043582
PROJECT SITE:
Email: iaq@sanair.com; ssobrino@sanair.com

Sample number	Asbestos									Lead							Other Metals					Air Quality/Mold							
	Sample Date	Bulk ID by PLM	PCM Fiber Count	PLM Point Count 400	PLM Point Count 1000	PLM Gravimetric	CARB 435 (Soil only)	TEM AHERA Air	TEM Bulk Chatfield	Air	Paint(% & PPM)	Soil(PPM)	Wipe	TCLP (Pb)	Waster Water	Drinking Water (Pb)	TCLP RCRA 8	CAM 17	Welding Fume	Toxic Metal Profile		Biocassette	Slide	Surface Tape	Surface Swab	Bulk	Air Volume (L) Wipe Area (ft^2) Scrape Area (cm^2)	Comments
3101	8/8/23	X																										
3501		X																										
3502		X																										
3701		X																										
3801		X																										
3802		X																										
3803		X																										
3901		X																										
3902		X																										
4001		X																										
4101		X																										
4102		X																										
4103		X																										
4301		X																										
4401		X																										

Released by Jamie Dannaus	Signature:	Date/Time: 8/11/23 5:00pm
Received by	Signature:	Date/Time: 8/14 8:30

Prepared by TESC

Pages: 3 of 10

TESC LOGIN NUMBER: 230814J

TRIANGLE ENVIRONMENTAL SERVICE CENTER

13509 East Boundary Road, Suite B • Midlothian • VA • 23112 • Tel: 804-739-1751 • Fax: 804-739-1753

CHAIN OF CUSTODY FORM

LAB CUSTOMER: SanAir Technologies Laboratory, Inc.
ADDRESS: 10501 Trade Court
CITY, STATE, ZIP: N. Chesterfield VA 23236
TAT: 2 Hour:____ **6 Hour:**____ **24 Hour:**____ **48 Hour:** X **3 Day:**____ **5 Day:**____
CONTACT METHOD: Phone: 804-897-1177 **Fax:**

DATE: 8/11/23
CONTACT NAME: Sandra Sobrino
PROJECT #: 23043582
PROJECT SITE:
Email: iaq@sanair.com; ssobrino@sanair.com

Sample number	Asbestos									Lead							Other Metals					Air Quality/Mold							Comments
	Sample Date	Bulk ID by PLM	PCM Fiber Count	PLM Point Count 400	PLM Point Count 1000	PLM Gravimetric	CARB 435 (Soil only)	TEM AHERA Air	TEM Bulk Chatfield	Air	Paint(% & PPM)	Soil(PPM)	Wipe	TCLP (Pb)	Waster Water	Drinking Water (Pb)	TCLP RCRA 8	CAM 17	Welding Fume	Toxic Metal Profile		Biocassette	Slide	Surface Tape	Surface Swab	Bulk	Air Volume (L) / Wipe Area (ft^2) / Scrape Area (cm^2)	
4402	8/8/23	X																										
4501		X																										
4502		X																										
4503		X																										
4601		X																										
4701		X																										
4801		X																										
4802		X																										
4901		X																										
5101		X																										
5102		X																										
5201		X																										
5203		X																										
5401		X																										
5402		X																										

Released by Jamel Dannaus	Signature: Jamel D	Date/Time: 8/11/23 5:00 pm
Received by	Signature:	Date/Time: 8/14 8:30

Prepared by TESC

Pages: 4 of 10

TESC LOGIN NUMBER: 230814J

TRIANGLE ENVIRONMENTAL SERVICE CENTER

13509 East Boundary Road, Suite B • Midlothian • VA • 23112 • Tel: 804-739-1751 • Fax: 804-739-1753

CHAIN OF CUSTODY FORM

LAB CUSTOMER: SanAir Technologies Laboratory, Inc.
ADDRESS: 10501 Trade Court
CITY, STATE, ZIP: N. Chesterfield VA 23236
TAT: 2 Hour:____ 6 Hour:____ 24 Hour:____ 48 Hour: X 3 Day:____ 5 Day:____
CONTACT METHOD: Phone: 804-897-1177 **Fax:**

DATE: 8/11/23
CONTACT NAME: Sandra Sobrino
PROJECT #: 23013582
PROJECT SITE:
Email: iaq@sanair.com; ssobrino@sanair.com

Sample number	Asbestos									Lead							Other Metals					Air Quality/Mold							Comments
	Sample Date	Bulk ID by PLM	PCM Fiber Count	PLM Point Count 400	PLM Point Count 1000	PLM Gravimetric	CARB 435 (Soil only)	TEM AHERA Air	TEM Bulk Chatfield	Air	Paint(% & PPM)	Soil(PPM)	Wipe	TCLP (Pb)	Waster Water	Drinking Water (Pb)	TCLP RCRA 8	CAM 17	Welding Fume	Toxic Metal Profile		Biocassette	Slide	Surface Tape	Surface Swab	Bulk	Air Volume (L) / Wipe Area (ft^2) / Scrape Area (cm^2)	
5501	8/8/23	X																										
5502		X																										
5601		X																										
5701		X																										
5702		X																										
5403		X																										
5901		X																										
5902		X																										
5903		X																										
5904		X																										
5905		X																										
6001		X																										
6101		X																										
6102		X																										
6201		X																										

Released by Jamiel Dannard — Signature: Jamiel D — Date/Time: 8/11/23 5:00pm
Received by — Signature: [illegible] — Date/Time: 8/14 8:30

Prepared by TESC

TESC LOGIN NUMBER: 230814J

TRIANGLE ENVIRONMENTAL SERVICE CENTER

13509 East Boundary Road, Suite B • Midlothian • VA • 23112 • Tel: 804-739-1751 • Fax: 804-739-1753

CHAIN OF CUSTODY FORM

LAB CUSTOMER: SanAir Technologies Laboratory, Inc.
ADDRESS: 10501 Trade Court
CITY, STATE, ZIP: N. Chesterfield VA 23236
TAT: 2 Hour: ____ **6 Hour:** ____ **24 Hour:** ____ **48 Hour:** X **3 Day:** ____ **5 Day:** ____
CONTACT METHOD: Phone: 804-897-1177 **Fax:**

DATE: 8/11/23
CONTACT NAME: Sandra Sobrino
PROJECT #: 23043582
PROJECT SITE:
Email: iaq@sanair.com; ssobrino@sanair.com

Sample number	Asbestos									Lead							Other Metals					Air Quality/Mold							Comments
	Sample Date	Bulk ID by PLM	PCM Fiber Count	PLM Point Count 400	PLM Point Count 1000	PLM Gravimetric	CARB 435 (Soil only)	TEM AHERA Air	TEM Bulk Chatfield	Air	Paint(% & PPM)	Soil(PPM)	Wipe	TCLP (Pb)	Waster Water	Drinking Water (Pb)	TCLP RCRA 8	CAM 17	Welding Fume	Toxic Metal Profile		Biocassette	Slide	Surface Tape	Surface Swab	Bulk	Air Volume (L) / Wipe Area (ft^2) / Scrape Area (cm^2)	
6202	8/8/23	X																										
6203		X																										
6301		X																										
6302		X																										
6401		X																										
6402		X																										
6701		X																										
6702		X																										
6801		X																										
6901		X																										
7001		X																										
7002		X																										
7003		X																										
7004		X																										
7005		X																										

Released by Tamer Dannaoui	Signature: Samuel Dannaoui	Date/Time: 8/11/23 5:00pm
Received by	Signature: [illegible]	Date/Time: 8/14 8:30

Prepared by TESC

TESC LOGIN NUMBER: 2308145

TRIANGLE ENVIRONMENTAL SERVICE CENTER

13509 East Boundary Road, Suite B • Midlothian • VA • 23112 • Tel: 804-739-1751 • Fax: 804-739-1753

CHAIN OF CUSTODY FORM

LAB CUSTOMER: SanAir Technologies Laboratory, Inc.
ADDRESS: 10501 Trade Court
CITY, STATE, ZIP: N. Chesterfield VA 23236
TAT: 2 Hour:____ 6 Hour:____ 24 Hour:____ 48 Hour: X 3 Day:____ 5 Day:____
CONTACT METHOD: Phone: 804-897-1177 Fax:

DATE: 8/11/23
CONTACT NAME: Sandra Sobrino
PROJECT #: 23043582
PROJECT SITE:
Email: iaq@sanair.com; ssobrino@sanair.com

Sample number	Asbestos									Lead							Other Metals					Air Quality/Mold							
	Sample Date	Bulk ID by PLM	PCM Fiber Count	PLM Point Count 400	PLM Point Count 1000	PLM Gravimetric	CARB 435 (Soil only)	TEM AHERA Air	TEM Bulk Chatfield	Air	Paint(% & PPM)	Soil(PPM)	Wipe	TCLP (Pb)	Waster Water	Drinking Water (Pb)	TCLP RCRA 8	CAM 17	Welding Fume	Toxic Metal Profile		Biocassette	Slide	Surface Tape	Surface Swab	Bulk	Air Volume (L) / Wipe Area (ft^2) / Scrape Area (cm^2)	Comments
7006	8/8/23	X																										
7007		X																										
7701		X																										
7801		X																										
7802		X																										
7901		X																										
7902		X																										
8001		X																										
8002		X																										
8501		X																										
8601		X																										
8602		X																										
8801		X																										
8802		X																										
9001		X																										

Released by Jamie Dannout	Signature: Jamie Dannout	Date/Time: 8/11/23 5:00pm
Received by	Signature:	Date/Time: 8/14 8:30

Prepared by TESC

Pages: 7 of 10

TESC LOGIN NUMBER: 230814J

TRIANGLE ENVIRONMENTAL SERVICE CENTER

13509 East Boundary Road, Suite B • Midlothian • VA • 23112 • Tel: 804-739-1751 • Fax: 804-739-1753

CHAIN OF CUSTODY FORM

LAB CUSTOMER: SanAir Technologies Laboratory, Inc.
ADDRESS: 10501 Trade Court
CITY, STATE, ZIP: N. Chesterfield VA 23236
TAT: 2 Hour:____ 6 Hour:____ 24 Hour:____ 48 Hour: X 3 Day:____ 5 Day:____
CONTACT METHOD: Phone: 804-897-1177 Fax:

DATE: 8/11/23
CONTACT NAME: Sandra Sobrino
PROJECT #: 23043582
PROJECT SITE:
Email: iaq@sanair.com; ssobrino@sanair.com

Sample number	Asbestos									Lead							Other Metals					Air Quality/Mold								Comments
	Sample Date	Bulk ID by PLM	PCM Fiber Count	PLM Point Count 400	PLM Point Count 1000	PLM Gravimetric	CARB 435 (Soil only)	TEM AHERA Air	TEM Bulk Chatfield	Air	Paint(% & PPM)	Soil(PPM)	Wipe	TCLP (Pb)	Waster Water	Drinking Water (Pb)	TCLP RCRA 8	CAM 17	Welding Fume	Toxic Metal Profile		Biocassette	Slide	Surface Tape	Surface Swab	Bulk	Air Volume (L) / Wipe Area (ft^2) / Scrape Area (cm^2)		
9101	8/8/23	X																											
9102		X																											
9201		X																											
9202		X																											
9301		X																											
9302		X																											
9401		X																											
9402		X																											
9801		X																											
9802		X																											
9803		X																											
9901		X																											
9902		X																											
9903		X																											
10001		X																											

Released by Tamiel Darmand
Received by

Signature: Tamiel D
Signature:

Date/Time: 8/11/23 5:00pm
Date/Time: 8/14 8:30

Pages: 8 of 10

Prepared by TESC

TESC LOGIN NUMBER: 230814J

TRIANGLE ENVIRONMENTAL SERVICE CENTER

13509 East Boundary Road, Suite B • Midlothian • VA • 23112 • Tel: 804-739-1751 • Fax: 804-739-1753

CHAIN OF CUSTODY FORM

LAB CUSTOMER: SanAir Technologies Laboratory, Inc.
ADDRESS: 10501 Trade Court
CITY, STATE, ZIP: N. Chesterfield VA 23236
TAT: 2 Hour:____ 6 Hour:____ 24 Hour:____ 48 Hour: X 3 Day:____ 5 Day:____
CONTACT METHOD: Phone: 804-897-1177 Fax:

DATE: 8/11/23
CONTACT NAME: Sandra Sobrino
PROJECT #: 23043582
PROJECT SITE:
Email: iaq@sanair.com; ssobrino@sanair.com

Sample number	Sample Date	Asbestos: Bulk ID by PLM	Asbestos: PCM Fiber Count	Asbestos: PLM Point Count 400	Asbestos: PLM Point Count 1000	Asbestos: PLM Gravimetric	Asbestos: CARB 435 (Soil only)	Asbestos: TEM AHERA Air	Asbestos: TEM Bulk Chatfield	Lead: Air	Lead: Paint(% & PPM)	Lead: Soil(PPM)	Lead: Wipe	Lead: TCLP (Pb)	Lead: Waster Water	Lead: Drinking Water (Pb)	Other Metals: TCLP RCRA 8	Other Metals: CAM 17	Other Metals: Welding Fume	Other Metals: Toxic Metal Profile	Air Quality/Mold: Biocassette	Air Quality/Mold: Slide	Air Quality/Mold: Surface Tape	Air Quality/Mold: Surface Swab	Air Quality/Mold: Bulk	Air Volume (L) / Wipe Area (ft^2) / Scrape Area (cm^2)	Comments
10002	8/8/23	X																									
10003		X																									
10301		X																									
10302		X																									
10701		X																									
10702		X																									
10801		X																									
10802		X																									
11401		X																									
11601		X																									
11602		X																									
11901		X																									
11902		X																									
12101		X																									
12102		X																									

Released by Jamiel Dannenberg — Signature: Jamiel D — Date/Time: 8/11/23 5:00pm
Received by — Signature: [illegible] — Date/Time: 8/14 8:30

Pages: 9 of 10

Prepared by TESC

TESC LOGIN NUMBER: 230814J

TRIANGLE ENVIRONMENTAL SERVICE CENTER

13509 East Boundary Road, Suite B • Midlothian • VA • 23112 • Tel: 804-739-1751 • Fax: 804-739-1753

CHAIN OF CUSTODY FORM

LAB CUSTOMER: SanAir Technologies Laboratory, Inc.
ADDRESS: 10501 Trade Court
CITY, STATE, ZIP: N. Chesterfield VA 23236
TAT: 2 Hour:____ 6 Hour:____ 24 Hour:____ 48 Hour: X 3 Day:____ 5 Day:____
CONTACT METHOD: Phone: 804-897-1177 Fax:

DATE: 8/11/23
CONTACT NAME: Sandra Sobrino
PROJECT #: 23043582
PROJECT SITE:
Email: iaq@sanair.com; ssobrino@sanair.com

Sample number	Asbestos									Lead							Other Metals					Air Quality/Mold							
	Sample Date	Bulk ID by PLM	PCM Fiber Count	PLM Point Count 400	PLM Point Count 1000	PLM Gravimetric	CARB 435 (Soil only)	TEM AHERA Air	TEM Bulk Chatfield	Air	Paint(% & PPM)	Soil(PPM)	Wipe	TCLP (Pb)	Waster Water	Drinking Water (Pb)	TCLP RCRA 8	CAM 17	Welding Fume	Toxic Metal Profile		Biocassette	Slide	Surface Tape	Surface Swab	Bulk	Air Volume (L) Wipe Area (ft²) Scrape Area (cm²)	Comments
12201	8/8/23	X																										
12202		X																										
12401		X																										
12501		X																										
12502		X																										
12601		X																										
12701		X																										
12702		X																										
12901		X																										
12902		X																										
4201		X																										
4202		X																										

Released by Tamika Dannals — Signature: Tamika — Date/Time: 8/11/23 5:00pm
Received by — Signature: [illegible] — Date/Time: 8/14 8:30

Prepared by TESC

received extra sample 2201 & 2202 (TJ)

Pages: 10 of 10

SanAir Technologies Laboratory

The Identification Specialists

Analysis Report prepared for Northern Analytical Services, LLC

Report Date: 10/20/2023

Project Name: Oscoda HS Survey

Project #: 230148

SanAir ID#: 23058257

NVLAP TESTING

NVLAP LAB CODE 200870-0

10501 Trade Court | North Chesterfield, Virginia 23236
888.895.1177 | 804.897.1177 | fax: 804.897.0070 | IAQ@SanAir.com | SanAir.com

SanAir ID Number
23058257
FINAL REPORT
10/20/2023 5:13:55 PM

Name: Northern Analytical Services, LLC
Address: 14870 225th Avenue
Big Rapids, MI 49307
Phone: 231-679-0005

Project Number: 230148
P.O. Number:
Project Name: Oscoda HS Survey
Collected Date: 10/17/2023
Received Date: 10/19/2023 10:35:00 AM

Dear Parker Denike,

We at SanAir would like to thank you for the work you recently submitted. The 36 sample(s) were received on Thursday, October 19, 2023 via UPS. The final report(s) is enclosed for the following sample(s): 406, 407, 408, 409, 410, 411, 2402, 3702, 3903, 4702, 4902, 5801, 5802, 6002, 6601, 6602, 6603, 7702, 7903, 8201, 8202, 8301, 8302, 11402, 11801, 11802, 12402, 12602, 12903, 10401, 10402, 13001, 13002, 13101, 13102, 13103.

These results only pertain to this job and should not be used in the interpretation of any other job. This report is only complete in its entirety. Refer to the listing below of the pages included in a complete final report.

Sincerely,

Sandra Sobrino

Sandra Sobrino
Asbestos & Materials Laboratory Manager
SanAir Technologies Laboratory

Final Report Includes:
- Cover Letter
- Analysis Pages
- Disclaimers and Additional Information

Sample conditions:
- 31 samples in Good condition.
- 5 samples in Layer Missing condition. (#1, #2, #3, #5, #6)

SanAir Technologies Laboratory

SanAir ID Number
23058257
FINAL REPORT
10/20/2023 5:13:55 PM

Name: Northern Analytical Services, LLC
Address: 14870 225th Avenue
Big Rapids, MI 49307
Phone: 231-679-0005

Project Number: 230148
P.O. Number:
Project Name: Oscoda HS Survey
Collected Date: 10/17/2023
Received Date: 10/19/2023 10:35:00 AM

Analyst: Williams, Darien

Asbestos Bulk PLM EPA 600/R-93/116

	Stereoscopic	Components		
SanAir ID / Description	Appearance	% Fibrous	% Non-fibrous	Asbestos Fibers
406 / 23058257-001 Glued On Ceiling Tile, Ceiling Tile	Black Fibrous Homogeneous	60% Min. Wool 20% Cellulose	18% Other	2% Amosite
406 / 23058257-001 Glued On Ceiling Tile, Glue				Not Submitted
407 / 23058257-002 Glued On Ceiling Tile, Ceiling Tile				Not Analyzed
407 / 23058257-002 Glued On Ceiling Tile, Glue				Not Submitted
408 / 23058257-003 Glued On Ceiling Tile, Ceiling Tile				Not Analyzed
408 / 23058257-003 Glued On Ceiling Tile, Glue				Not Submitted
409 / 23058257-004 Glued On Ceiling Tile, Ceiling Tile				Not Analyzed
409 / 23058257-004 Glued On Ceiling Tile, Glue	Brown Non-Fibrous Homogeneous		100% Other	None Detected
410 / 23058257-005 Glued On Ceiling Tile, Ceiling Tile				Not Analyzed
410 / 23058257-005 Glued On Ceiling Tile, Glue				Not Submitted

Analyst: Darien Williams
Analysis Date: 10/20/2023

Approved Signatory: Sandra Sobiro
Date: 10/20/2023

SanAir Technologies Laboratory

SanAir ID Number
23058257
FINAL REPORT
10/20/2023 5:13:55 PM

Name: Northern Analytical Services, LLC
Address: 14870 225th Avenue
Big Rapids, MI 49307
Phone: 231-679-0005

Project Number: 230148
P.O. Number:
Project Name: Oscoda HS Survey
Collected Date: 10/17/2023
Received Date: 10/19/2023 10:35:00 AM

Analyst: Williams, Darien

Asbestos Bulk PLM EPA 600/R-93/116

	Stereoscopic	Components		
SanAir ID / Description	Appearance	% Fibrous	% Non-fibrous	Asbestos Fibers
411 / 23058257-006 Glued On Ceiling Tile, Ceiling Tile				Not Analyzed
411 / 23058257-006 Glued On Ceiling Tile, Glue				Not Submitted
2402 / 23058257-007 Drywall & Joint Compound, Drywall	White Non-Fibrous Homogeneous		100% Other	None Detected
2402 / 23058257-007 Drywall & Joint Compound, Joint Compound	White Non-Fibrous Homogeneous		100% Other	None Detected
3702 / 23058257-008 Caulk	Various Non-Fibrous Heterogeneous		100% Other	None Detected
3903 / 23058257-009 Ceiling Tile	White Fibrous Homogeneous	60% Cellulose 20% Min. Wool	20% Other	None Detected
4702 / 23058257-010 Sink Under Coating	Pink Non-Fibrous Homogeneous		100% Other	None Detected
4902 / 23058257-011 Terrazzo	Tan Non-Fibrous Homogeneous		100% Other	None Detected
5801 / 23058257-012 Vinyl Flooring, Vinyl	Grey Non-Fibrous Homogeneous		100% Other	None Detected
5801 / 23058257-012 Vinyl Flooring, Mastic	Yellow Non-Fibrous Homogeneous		100% Other	None Detected

Analyst: Darien Williams
Analysis Date: 10/20/2023

Approved Signatory: Sandra Sobrino
Date: 10/20/2023

SanAir Technologies Laboratory

SanAir ID Number
23058257
FINAL REPORT
10/20/2023 5:13:55 PM

Name: Northern Analytical Services, LLC
Address: 14870 225th Avenue
Big Rapids, MI 49307
Phone: 231-679-0005

Project Number: 230148
P.O. Number:
Project Name: Oscoda HS Survey
Collected Date: 10/17/2023
Received Date: 10/19/2023 10:35:00 AM

Analyst: Williams, Darien

Asbestos Bulk PLM EPA 600/R-93/116

	Stereoscopic	Components		
SanAir ID / Description	Appearance	% Fibrous	% Non-fibrous	Asbestos Fibers
5802 / 23058257-013 Vinyl Flooring	Grey Non-Fibrous Homogeneous		100% Other	None Detected
6002 / 23058257-014 12in Floor Tile & Mastic, Tile	White Non-Fibrous Homogeneous		100% Other	None Detected
6002 / 23058257-014 12in Floor Tile & Mastic, Mastic	Black Non-Fibrous Homogeneous		100% Other	None Detected
6601 / 23058257-015 Accoustical Ceiling, Fluffy	White Fibrous Homogeneous	90% Cellulose	10% Other	None Detected
6602 / 23058257-016 Accoustical Ceiling, Fluffy	White Fibrous Homogeneous	90% Cellulose	10% Other	None Detected
6603 / 23058257-017 Accoustical Ceiling, Fluffy	White Fibrous Homogeneous	90% Cellulose	10% Other	None Detected
7702 / 23058257-018 Glazing	Black Non-Fibrous Homogeneous		100% Other	None Detected
7903 / 23058257-019 Tar On Fiberglass	Black Non-Fibrous Homogeneous		100% Other	None Detected
8201 / 23058257-020 Curtain	Black Fibrous Homogeneous	90% Synthetic	10% Other	None Detected
8202 / 23058257-021 Curtain	Black Fibrous Homogeneous	90% Synthetic	10% Other	None Detected

Analyst: Darien Williams
Analysis Date: 10/20/2023

Approved Signatory: Sandra Sobrino
Date: 10/20/2023

SanAir Technologies Laboratory

SanAir ID Number
23058257
FINAL REPORT
10/20/2023 5:13:55 PM

Name: Northern Analytical Services, LLC
Address: 14870 225th Avenue
Big Rapids, MI 49307
Phone: 231-679-0005

Project Number: 230148
P.O. Number:
Project Name: Oscoda HS Survey
Collected Date: 10/17/2023
Received Date: 10/19/2023 10:35:00 AM

Analyst: Williams, Darien

Asbestos Bulk PLM EPA 600/R-93/116

	Stereoscopic	Components		
SanAir ID / Description	Appearance	% Fibrous	% Non-fibrous	Asbestos Fibers
8301 / 23058257-022 Curtain	Blue Fibrous Homogeneous	90% Synthetic	10% Other	None Detected
8302 / 23058257-023 Curtain	Blue Fibrous Homogeneous	90% Synthetic	10% Other	None Detected
11402 / 23058257-024 Caulk	Various Non-Fibrous Homogeneous		100% Other	None Detected
11801 / 23058257-025 Vibration Dampener Cloth	Various Non-Fibrous Homogeneous	12% Glass	88% Other	None Detected
11802 / 23058257-026 Vibration Dampener Cloth	Various Non-Fibrous Homogeneous	12% Glass	88% Other	None Detected
12402 / 23058257-027 Cove Base, Cove Base	Black Non-Fibrous Homogeneous		100% Other	None Detected
12402 / 23058257-027 Cove Base, Mastic	Yellow Non-Fibrous Homogeneous		100% Other	None Detected
12602 / 23058257-028 Caulk	Various Non-Fibrous Heterogeneous		100% Other	None Detected
12903 / 23058257-029 Plaster, Plaster	Grey Non-Fibrous Homogeneous		100% Other	None Detected
12903 / 23058257-029 Plaster, Skim Coat	White Non-Fibrous Homogeneous		100% Other	None Detected

Analyst: Darien Williams
Analysis Date: 10/20/2023

Approved Signatory: Sandra Sobiro
Date: 10/20/2023

SanAir Technologies Laboratory

SanAir ID Number
23058257
FINAL REPORT
10/20/2023 5:13:55 PM

Name: Northern Analytical Services, LLC
Address: 14870 225th Avenue
Big Rapids, MI 49307
Phone: 231-679-0005

Project Number: 230148
P.O. Number:
Project Name: Oscoda HS Survey
Collected Date: 10/17/2023
Received Date: 10/19/2023 10:35:00 AM

Analyst: Williams, Darien

Asbestos Bulk PLM EPA 600/R-93/116

	Stereoscopic	Components		
SanAir ID / Description	Appearance	% Fibrous	% Non-fibrous	Asbestos Fibers
10401 / 23058257-030 Brick & Mortar Original, Brick	Brown Non-Fibrous Heterogeneous		100% Other	None Detected
10401 / 23058257-030 Brick & Mortar Original, Mortar	White Non-Fibrous Heterogeneous		100% Other	None Detected
10402 / 23058257-031 Brick & Mortar Original, Brick	Brown Non-Fibrous Heterogeneous		100% Other	None Detected
10402 / 23058257-031 Brick & Mortar Original, Mortar	Grey Non-Fibrous Heterogeneous		100% Other	None Detected
13001 / 23058257-032 Brick & Morter 99-05, Brick	Brown Non-Fibrous Heterogeneous		100% Other	None Detected
13001 / 23058257-032 Brick & Morter 99-05, Mortar	Grey Non-Fibrous Heterogeneous		100% Other	None Detected
13002 / 23058257-033 Brick & Morter 99-05, Brick	Brown Non-Fibrous Heterogeneous		100% Other	None Detected
13002 / 23058257-033 Brick & Morter 99-05, Mortar	Grey Non-Fibrous Heterogeneous		100% Other	None Detected
13101 / 23058257-034 Soffit Texture	Various Non-Fibrous Heterogeneous		100% Other	None Detected
13102 / 23058257-035 Soffit Texture	Various Non-Fibrous Heterogeneous		100% Other	None Detected

Analyst: Darien Williams
Analysis Date: 10/20/2023

Approved Signatory: Sandra Sobrino
Date: 10/20/2023

SanAir Technologies Laboratory

SanAir ID Number
23058257
FINAL REPORT
10/20/2023 5:13:55 PM

Name: Northern Analytical Services, LLC
Address: 14870 225th Avenue
Big Rapids, MI 49307
Phone: 231-679-0005

Project Number: 230148
P.O. Number:
Project Name: Oscoda HS Survey
Collected Date: 10/17/2023
Received Date: 10/19/2023 10:35:00 AM

Analyst: Williams, Darien

Asbestos Bulk PLM EPA 600/R-93/116

	Stereoscopic	Components		
SanAir ID / Description	Appearance	% Fibrous	% Non-fibrous	Asbestos Fibers
13103 / 23058257-036 Soffit Texture	Various Non-Fibrous Heterogeneous		100% Other	None Detected

Analyst: Darien Williams
Analysis Date: 10/20/2023

Approved Signatory: Sandra Sobrino
Date: 10/20/2023

Disclaimer

This report is the sole property of the client named on the SanAir Technologies Laboratory chain-of-custody (COC). Results in the report are confidential information intended only for the use by the customer listed on the COC. Neither results nor reports will be discussed with or released to any third party without our client's written permission. The final report shall not be reproduced except in full without written approval of the laboratory to assure that parts of the report are not taken out of context. This report and any information contained within shall not be edited, altered, or modified in any way by any persons or agencies receiving, viewing, distributing, or otherwise possessing a copy of this final report. The laboratory reserves the right to perform amendments to any finalized report, of which shall supersede and make obsolete any previous editions. Such changes, modifications, additions, or deletions shall be effective immediately upon notice thereof, which may be given by means including but not limited to posting on the SanAir client portal website, electronic or conventional mail, or by any other means. The information provided in this report applies only to the samples submitted and is relevant only for the date, time, and location of sampling. The accuracy of the results is dependent upon the client's sampling procedure and information provided to the laboratory by the client on the COC. SanAir assumes no responsibility for the sampling procedure and will provide evaluation reports based solely on the sample(s) in the condition in which they arrived at the laboratory and information provided by the client on the COC, such as: project number, project name, collection dates, po number, special instructions, samples collected by, sample numbers, sample identifications, sample type, selected analysis type, flow rate, total volume or area, and start stop times that may affect the validity of the results in this report. Samples were received in good condition unless otherwise noted on the report. SanAir assumes no responsibility or liability for the manner in which the results are used or interpreted. This report does not constitute nor shall not be used by the client to claim product, process, system, or person certification, approval, or endorsement by NVLAP, NIST, NELAC, AIHA LAP, LLC or any other U.S. governmental agencies and may not be accredited by every local, state, and federal regulatory agencies. Samples are held for a period of 60 days. Fibers smaller than 5 microns cannot be seen with this method due to scope limitations. For NY state samples, method EPA 600/M4-82-020 is performed.

NYELAP Disclaimer:
Polarized- light microscopy is not consistently reliable in detecting asbestos in floor covering and similar non-friable organically bound materials. Quantitative transmission electron microscopy is currently the only method that can be used to determine if this material can be considered or treated as non-asbestos containing.

Asbestos Accreditations
National Voluntary Laboratory Accreditation Program (NVLAP) Lab Code 200870-0
City of Philadelphia Department of Public Health Air Management Services, Certification#ALL-460
Commonwealth of Pennsylvania Department of Environmental Protection Number 68-05397
California State Environmental Laboratory Accreditation Program Certificate Number 2915
Colorado Department of Public Health and Environment Registration Number AL-23143
Connecticut Department of Public Health Environmental Laboratory Registration Number PH-0105
Massachusetts Department of Labor Standards Asbestos Analytical Services License Number: AA000222
State of Maine Department of Environmental Protection License Number: LB-0075, LA-0084
New York State Department of Health Laboratory ID: 11983
State of Rhode Island Department of Health Certification No.: PCM00126, PLM00126, TEM00126
Texas Department of State Health Services License Number: 300440
Commonwealth of Virginia Department of Professional and Occupational Regulation Number: 3333000323
State of Washington Department of Ecology Laboratory ID: C989
State of West Virginia Bureau for Public Health Analytical Laboratory Number: LT000616
Vermont Department of Health License Number: Asb-Co-An-000006
Louisiana Department of Environmental Quality AI Number 212253, Certificate #05088

SanAir Technologies Laboratory

1551 Oakbridge Dr. STE B
Powhatan, VA 23139
804.897.1177 / 888.895.1177
Fax 804.897.0070
sanair.com

Asbestos Chain of Custody
Form 140, Rev 1, 1/20/2017

SanAir ID Number: 23058257

Company:	Northern Analytical Services, LLC	Project #: 230148	Collect by: Parker Denike
Address:	14870 225th Avenue	Project Name: Oscoda HS Survey	Phone #: 231-679-0005
City, St., Zip:	Big Rapids, MI 49307	Date Collected: 10/17/23	Fax #: 866-214-4739
State of Collection:	Account#: 2409	P.O. Number:	Email: kevindelancey@northernas.com, john@northernas.com

Bulk

ABB	PLM EPA 600/R-93/116	☒
	Positive Stop ~~☒~~	
ABEPA	PLM EPA 400 Point Count	☐
ABB1K	PLM EPA 1000 Point Count	☐
ABBEN	PLM EPA NOB**	☐
ABBCH	TEM Chatfield**	☐
ABBTM	TEM EPA NOB**	☐
ABQ	PLM Qualitative	☐

** Available on 24-hr. to 5-day TAT

Water

ABHE	EPA 100.2	☐

Air

ABA	PCM NIOSH 7400	☐
ABA-2	OSHA w/ TWA*	☐
ABTEM	TEM AHERA	☐
ABATN	TEM NIOSH 7402	☐
ABT2	TEM Level II	☐
Other:		☐

New York ELAP

PLM NY	PLM EPA 600/M4-82-020	☐
ABEPA2	NY ELAP 198.1	☐
ABENY	NY ELAP 198.6 PLM NOB	☐
ABBNY	NY ELAP 198.4 TEM NOB	☐

Soil

ABSE	PLM EPA 600/R-93/116 (Qual.)	☐

Vermiculite & Soil

ABSP	PLM CARB 435 (LOD <1%)	☐
ABSP1	PLM CARB 435 (LOD 0.25%)	☐
ABSP2	PLM CARB 435 (LOD 0.1%)	☐

Dust

ABWA	TEM Wipe ASTM D-6480	☐
ABDMV	TEM Microvac ASTM D-5755	☐

Matrix	Other	
		☐

Turn Around Times	3 HR (4 HR TEM) ☐	6 HR (8HR TEM) ☐	12 HR ☐	24 HR ☒
	☐ 2 Days	☐ 3 Days	☐ 4 Days	☐ 5 Days

Special Instructions: Point count if less than 1%

Sample #	Sample Identification/Location	Volume or Area	Sample Date	Flow Rate*	Start – Stop Time*	
406, 407, 408, 409, 410, 411	glued on ceiling tile					
2402	drywall + joint compound					
3702	caulk					
3902	ceiling tile					
4702	sink undercoating - pink					
4902	terrazzo					
5801, 5802	vinyl flooring					
6002	12in floor tile + mastic					
6601, 6602, 6603	accoustical ceiling, fluffy					
7702	glazing					
7903	black tar on fiberglass					

Relinquished by	Date	Time	Received by	Date	Time
PD	10/18/23	12:03	SGX	10/19/23	1035AM

If no technician is provided, then the primary contact for your account will be selected. Unless scheduled, the turnaround time for all samples received after 3 pm EST Friday will begin at 8 am Monday morning. Weekend or holiday work must be scheduled ahead of time and is charged for rush turnaround time. SanAir covers Standard Overnight FedEx shipping. Shipments billed to SanAir with a faster shipping rate will result in additional charges.

23058251

Form 140, Revision 1, 1/20/2017

Sample #	Sample Identification/Location	Volume or Area	Sample Date	Flow Rate*	Start – Stop Time*	
8201, 8202	curtain, black					
8301, 8302	curtain, blue					
11402	caulk					
11801, 11802	vibration dampener cloth					
12402	cove base					
12602	caulk					
12903	plaster					
10401, 10402	brick & mortar original					
13001, 13002	brick & mortar 99-05					
13101, 13102	soffit texture					
13103						

Special Instructions	

Relinquished by	Date	Time	Received by	Date	Time
			SHL	10/19/23	1035 Am

If no technician is provided, then the primary contact for your account will be selected. Unless scheduled, the turnaround time for all samples received after 3 pm EST Friday will begin at 8 am Monday morning. Weekend or holiday work must be scheduled ahead of time and is charged for rush turnaround time. SanAir covers Standard Overnight FedEx shipping. Shipments billed to SanAir with a faster shipping rate will result in additional charges.

SanAir Technologies Laboratory

The Identification Specialists

Analysis Report
prepared for
Northern Analytical Services, LLC

Report Date: 11/3/2023

Project Name:

Project #: 230148

SanAir ID#: 23060829

NVLAP TESTING

NVLAP LAB CODE 600227-0

11709 Chesterdale Road | Cincinnati, Ohio 45246
888.895.1177 | 513.438.6006 | IAQ@SanAir.com | SanAir.com

SanAir ID Number
23060829
FINAL REPORT
11/3/2023 3:10:14 PM

Name: Northern Analytical Services, LLC
Address: 14870 225th Avenue
Big Rapids, MI 49307
Phone: 231-679-0005

Project Number: 230148
P.O. Number:
Project Name:
Collected Date: 11/1/2023
Received Date: 11/2/2023 9:30:00 AM

Dear Josh Christie,

We at SanAir would like to thank you for the work you recently submitted. The 10 sample(s) were received on Thursday, November 02, 2023 via UPS. The final report(s) is enclosed for the following sample(s): 1201, 5906, 5907, 6802, 6902, 8401, 8402, 9002, 10501, 10502.

These results only pertain to this job and should not be used in the interpretation of any other job. This report is only complete in its entirety. Refer to the listing below of the pages included in a complete final report.

Sincerely,

Maureen Y. Haley
Asbestos Laboratory Manager
SanAir Technologies Laboratory

Final Report Includes:
- Cover Letter
- Analysis Pages
- Disclaimers and Additional Information

Sample conditions:
- 10 samples in Good condition.

SanAir ID Number
23060829
FINAL REPORT
11/3/2023 3:10:14 PM

Name: Northern Analytical Services, LLC
Address: 14870 225th Avenue
Big Rapids, MI 49307
Phone: 231-679-0005

Project Number: 230148
P.O. Number:
Project Name:
Collected Date: 11/1/2023
Received Date: 11/2/2023 9:30:00 AM

Analyst: Poeppelman, Dustin

Asbestos Bulk PLM EPA 600/R-93/116

	Stereoscopic	Components		
SanAir ID / Description	Appearance	% Fibrous	% Non-fibrous	Asbestos Fibers
1201 / 23060829-001 Lab Counter Top	Grey Non-Fibrous Homogeneous		100% Other	None Detected
5906 / 23060829-002 Plaster, Plaster	Grey Non-Fibrous Homogeneous		100% Other	None Detected
5906 / 23060829-002 Plaster, Skim Coat	White Non-Fibrous Homogeneous		100% Other	None Detected
5907 / 23060829-003 Plaster, Plaster	Grey Non-Fibrous Homogeneous		100% Other	None Detected
5907 / 23060829-003 Plaster, Skim Coat	White Non-Fibrous Homogeneous		100% Other	None Detected
6802 / 23060829-004 Floor Tile & Mastic, Floor Tile	Grey Non-Fibrous Homogeneous		100% Other	None Detected
6802 / 23060829-004 Floor Tile & Mastic, Mastic	Various Non-Fibrous Heterogeneous		100% Other	None Detected
6902 / 23060829-005 Floor Tile & Mastic, Floor Tile	Grey Non-Fibrous Homogeneous		100% Other	None Detected
6902 / 23060829-005 Floor Tile & Mastic, Mastic	Various Non-Fibrous Heterogeneous		100% Other	None Detected
8401 / 23060829-006 Ceramic Tile & Grout, Ceramic Tile	Tan Non-Fibrous Homogeneous		100% Other	None Detected

Analyst: Dustin Poeppelman

Approved Signatory: Jonathan Wilson

Analysis Date: 11/3/2023

Date: 11/3/2023

SanAir ID Number
23060829
FINAL REPORT
11/3/2023 3:10:14 PM

Name: Northern Analytical Services, LLC
Address: 14870 225th Avenue
Big Rapids, MI 49307
Phone: 231-679-0005

Project Number: 230148
P.O. Number:
Project Name:
Collected Date: 11/1/2023
Received Date: 11/2/2023 9:30:00 AM

Analyst: Poeppelman, Dustin

Asbestos Bulk PLM EPA 600/R-93/116

	Stereoscopic	Components		
SanAir ID / Description	Appearance	% Fibrous	% Non-fibrous	Asbestos Fibers
8401 / 23060829-006 Ceramic Tile & Grout, Grout	Grey Non-Fibrous Homogeneous		100% Other	None Detected
8402 / 23060829-007 Ceramic Tile & Grout, Ceramic Tile	Tan Non-Fibrous Homogeneous		100% Other	None Detected
8402 / 23060829-007 Ceramic Tile & Grout, Grout	Grey Non-Fibrous Homogeneous		100% Other	None Detected
9002 / 23060829-008 Vinyl Sheet Flooring	Blue Non-Fibrous Homogeneous		100% Other	None Detected
10501 / 23060829-009 Caulk	Various Non-Fibrous Heterogeneous		95% Other	5% Chrysotile
10502 / 23060829-010 Caulk				Not Analyzed

Analyst: Dustin Poeppelman
Analysis Date: 11/3/2023

Approved Signatory: Johnathan Wilson
Date: 11/3/2023

Disclaimer

The final report cannot be reproduced, except in full, without written authorization from SanAir. This report is the sole property of the client named on the SanAir Technologies Laboratory chain-of-custody (COC). Results in the report are confidential information intended only for the use by the client named on the COC. Neither results nor reports will be discussed with or released to any third party without our client's written permission to assure that parts of the report are not taken out of context and to maintain client confidentiality. The information provided in this report applies only to the samples submitted in the condition they were received at the laboratory and is relevant only for the date, time, and location of sampling. Samples were received in good condition unless otherwise noted on the report. Fibers smaller than 5 microns cannot be seen with this method due to scope limitations. The accuracy of the results is dependent upon the client's sampling procedure and information provided to the laboratory by the client, which includes the project name, project number, po number, sample collection dates, special instructions, samples collected by, sample numbers, sample identifications/ location, sample type, selected analysis type, and total area or volume that may affect the validity of the results. SanAir assumes no responsibility for the sampling procedure and will provide evaluation reports based solely on the sample and information provided by the client. SanAir assumes no responsibility or liability for the manner in which results are used or interpreted. This report does not constitute and shall not be used to claim product certification, approval, or endorsement by NVLAP, NIST, AIHA LAP, LLC or any other agency of the U.S. government. Samples are held for a period of 60 days.

Polarized- light microscopy is not consistently reliable in detecting asbestos in floor covering and similar non-friable organically bound materials. Quantitative transmission electron microscopy is currently the only method that can be used to determine if this material can be considered or treated as non-asbestos containing.

Asbestos Accreditations, Licenses, or Certificates
NVLAP Lab Code 600227-0
State of Rhode Island Department of Health, Certification Number: PLM00144, TEM00144
State of West Virginia Bureau for Public Health, Analytical Laboratory Number: LT000637

SanAir Technologies Laboratory

10501 Trade Ct., Suite 100
N. Chesterfield, VA 23236
804.897.1177 / 888.895.1177
Fax 804.897.0070
sanair.com

Asbestos Chain of Custody
Form 140, Rev 7, 10/20/2022

SanAir ID Number: 23060829

Company: Northern Analytical Services, LLC	Project #: 230148	Collected by: Joshua Christie
Address: 14870 225th Ave.	Project Name: 11/1/2023	Phone #: (231) 679-0005
City, St., Zip: Big Rapids, MI, 49307	Date Collected:	Fax #: 866-214-4739
State of Collection: MI Account#: 2409	P.O. Number:	Email: jchristie@northernas.com/john@northernas.com

Bulk

ABB	PLM EPA 600/R-93/116	X
	Positive Stop	X
ABEPA	PLM EPA 400 Point Count	
ABB1K	PLM EPA 1000 Point Count	
ABBEN	PLM EPA NOB**	
ABBCH	TEM Chatfield**	
ABBTM	TEM EPA NOB**	
ABQ	PLM Qualitative	

** Available on 24-hr. to 5-day TAT

Water

ABHE	EPA 100.2	

Air

ABA	PCM NIOSH 7400	
ABA-2	OSHA w/ TWA*	
ABTEM	TEM AHERA	
ABATN	TEM NIOSH 7402	
ABT2	TEM Level II	
Other:		

New York ELAP

ABEPA2	NY ELAP 198.1	
ABENY	NY ELAP 198.6 PLM NOB	
ABBNY	NY ELAP 198.4 TEM NOB	
	Positive Stop	

Soil

ABSE	PLM EPA 600/R-93/116 (Qual.)	

Vermiculite

ABB	PLM EPA 600/R-93/116	
ABEPA3	PLM EPA 400 Point Count	
ABCM	Cincinnati Method	

Dust

ABWA	TEM Wipe ASTM D-6480	
ABDMV	TEM Microvac ASTM D-5755	

Other

Matrix		

Turn Around Times				
	3 HR (4 HR TEM) ☐	6 HR (8HR TEM) ☐	12 HR ☐	1 Day ☑
	☐ 2 Days	☐ 3 Days	☐ 4 Days	☐ 5 Days

Special Instructions Point Count if <1%

Sample #	Sample Identification/Location	Volume or Area	Sample Date	Flow Rate*	Start – Stop Time*	
1201	Lab Countertop	—	11/1/23	—	—	—
5906	Plaster	—		—	—	—
5907	Plaster	—		—	—	—
6802	Floor Tile & Mastic	—		—	—	—
6902	Floor Tile & Mastic	—		—	—	—
8401	Ceramic Tile & Grout	—		—	—	—
8402	Ceramic Tile & Grout	—		—	—	—
9002	Vinyl Sheet Flooring	—		—	—	—
10501	Caulk	—		—	—	—
10502	Caulk	—		—	—	—

Relinquished by	Date	Time	Received by	Date	Time
Joshua Christie	11/1/2023	1600	RMB	NOV 02 2023	9:30am

If no technician is provided, then the primary contact for your account will be selected. Unless scheduled, the turnaround time for all samples received after 3 pm EST will be logged in the next business day. Weekend or holiday work must be scheduled ahead of time and is charged at 150% of the 3hr TAT or a minimum charge of $150. A courier charge will be applied for same day and one-day turnaround times for offsite work. SanAir covers Ground and Next Day Air shipping. Shipments billed to SanAir with a faster shipping rate will result in additional charges.

Photos

OSCODA AREA HIGH SCHOOL

Light backing contains asbestos

Duct work insulation contains asbestos

Glued on ceiling tiles contain asbestos

Mudded pipe fittings contain asbestos

Floor Plans

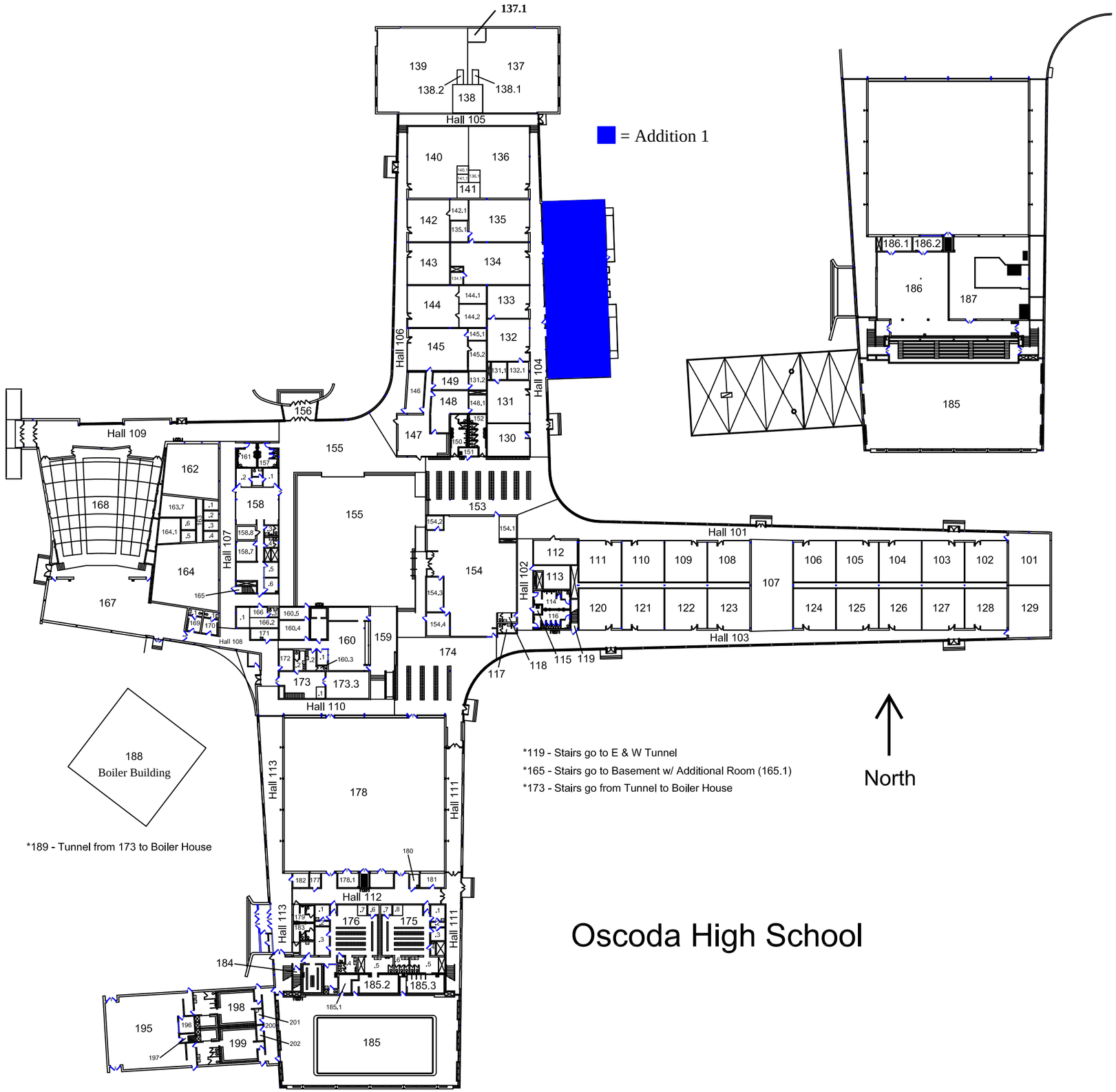

*119 - Stairs go to E & W Tunnel

*165 - Stairs go to Basement w/ Additional Room (165.1)

*173 - Stairs go from Tunnel to Boiler House

*189 - Tunnel from 173 to Boiler House

Oscoda High School

Oscoda High School
North Wing

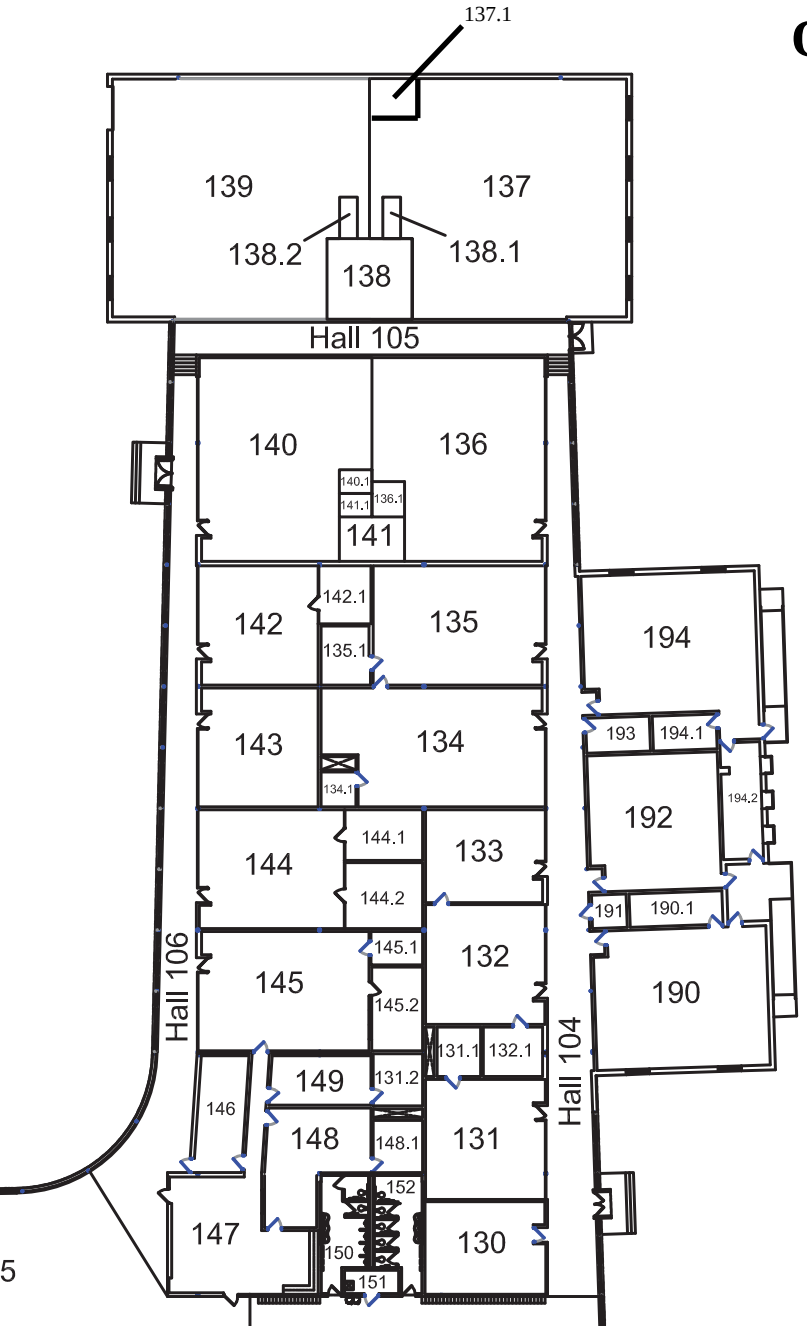

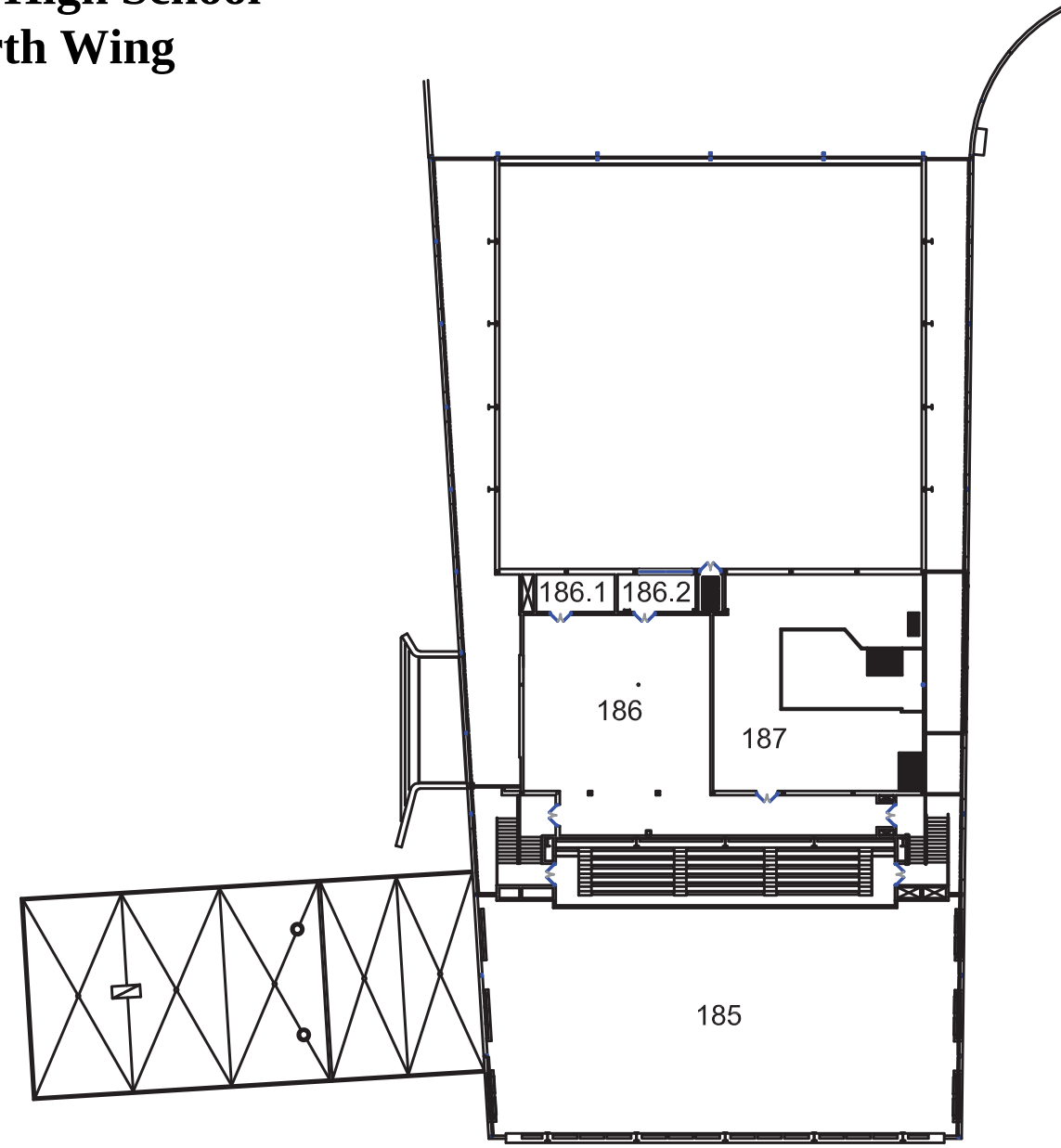

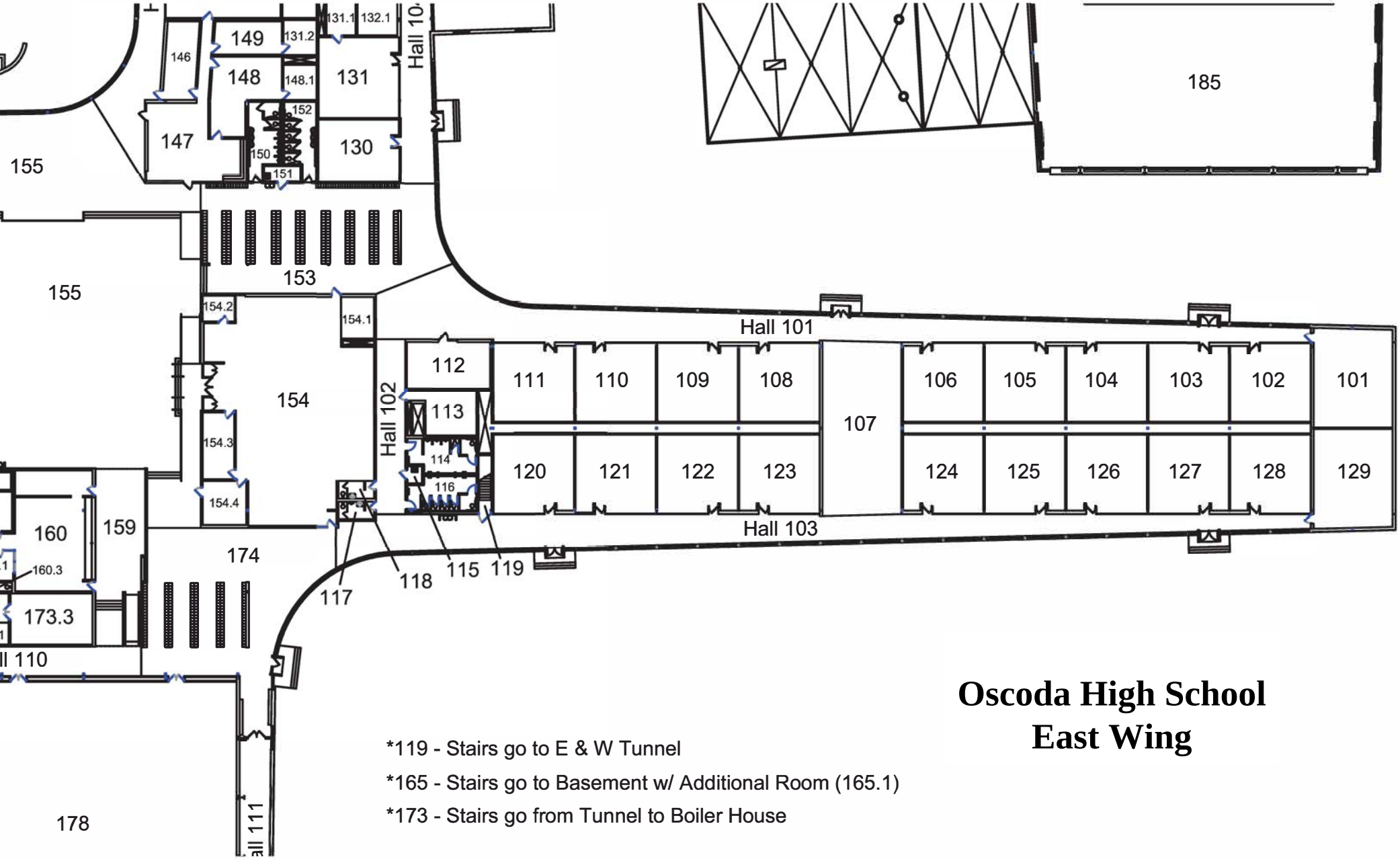

*119 - Stairs go to E & W Tunnel

*165 - Stairs go to Basement w/ Additional Room (165.1)

*173 - Stairs go from Tunnel to Boiler House

Oscoda High School
East Wing

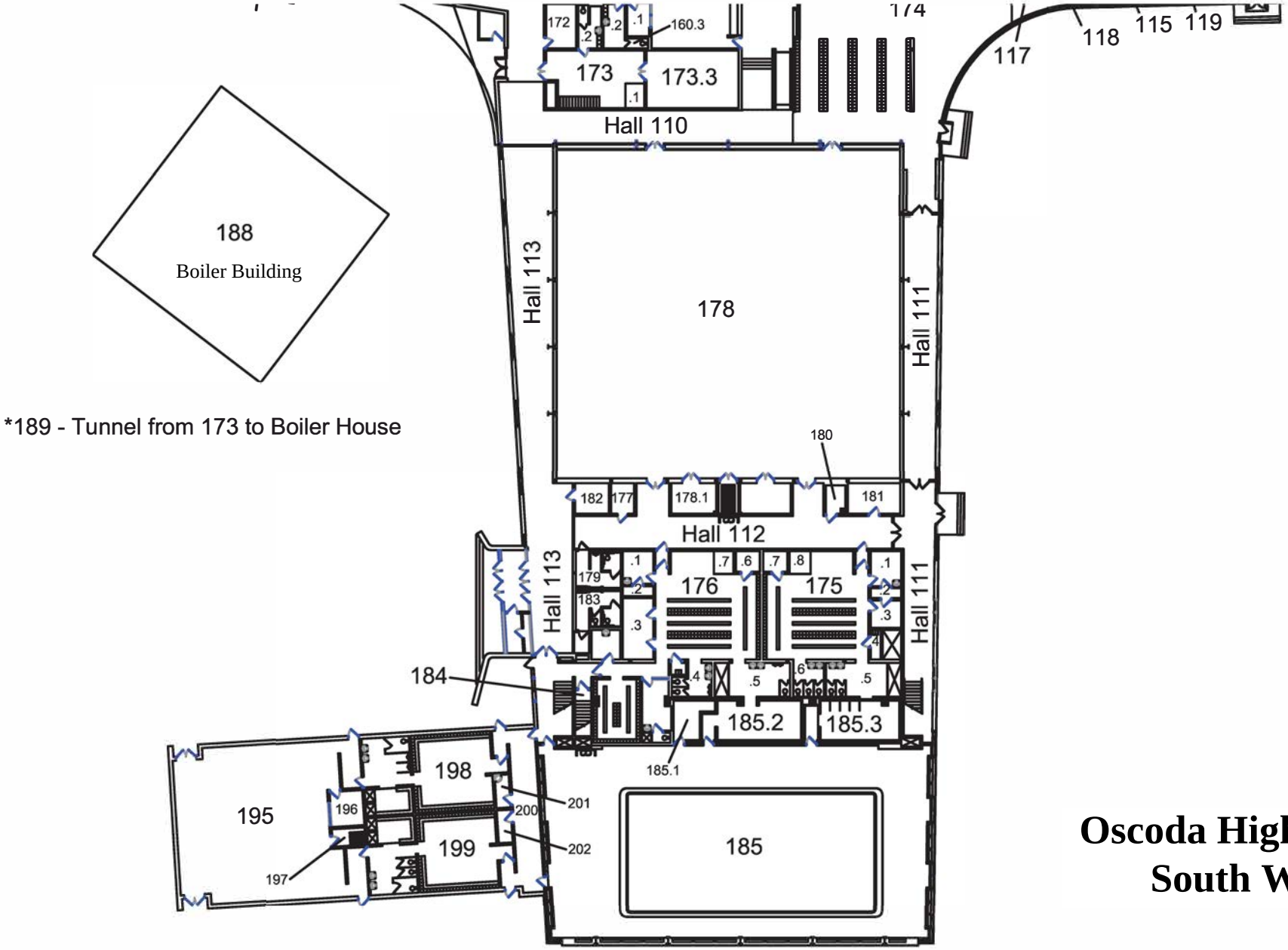

Oscoda High School
South Wing

Oscoda High School
West Wing

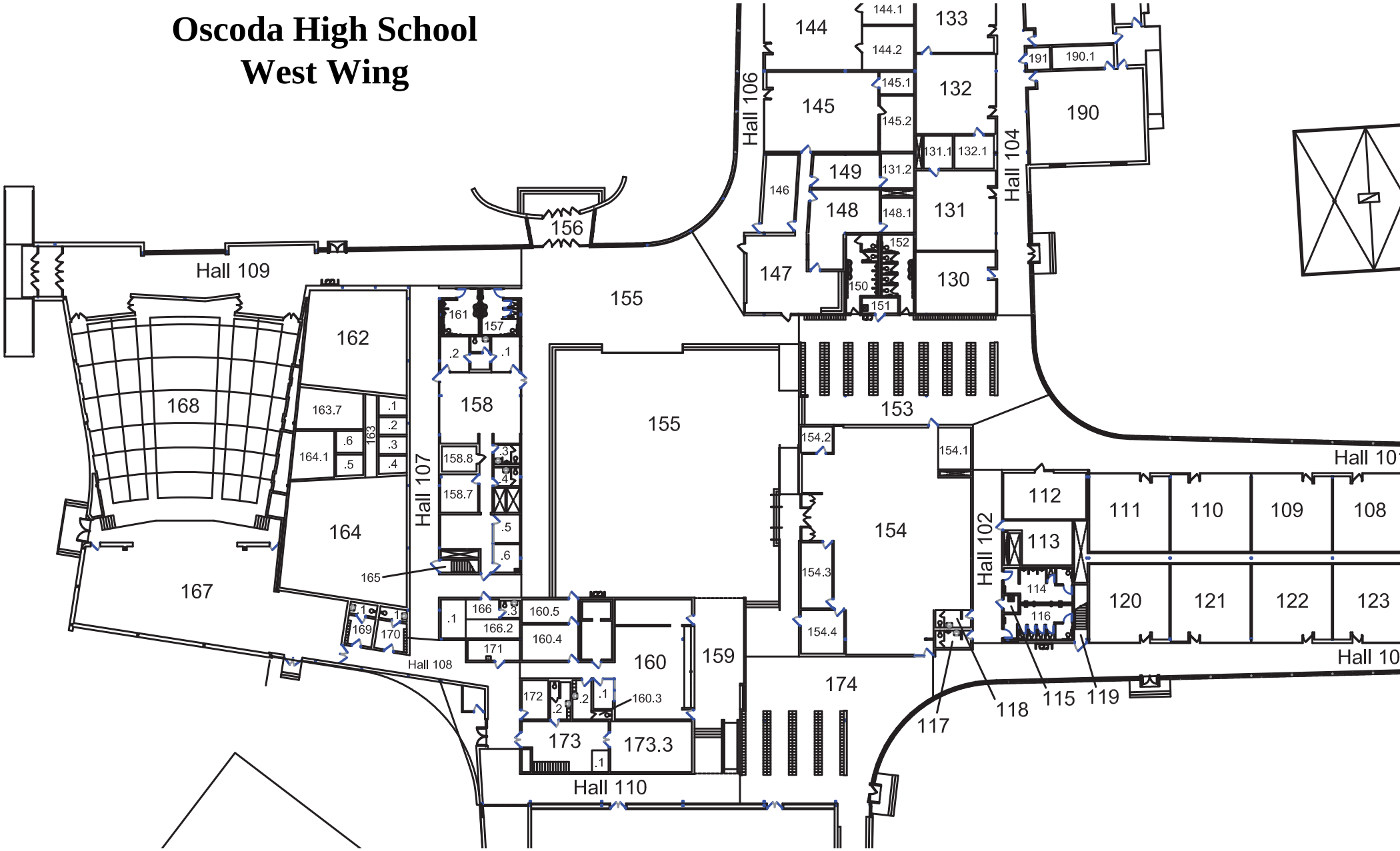

SECTION 004200 - PROPOSAL FORM

SEALED BIDS WILL BE RECEIVED UNTIL: 2:00 P.M., ON TBD VIA EMAIL TOO:

SCOTT MOORE

MOORES@OSCODASCHOOLS.ORG

3550 E RIVER RD, OSCODA TOWNSHIP, MI 48750

NAME OF BIDDER: _____

ADDRESS OF BIDDER: _____

FORM OF PROPOSAL

FOR:

OAS HS AUDITORIUM RENOVATION

OSCODA AREA SCHOOLS

3550 E RIVER RD, OSCODA TOWNSHIP, MI 48750

SUMMARY

GENTLEMEN/LADIES:

We, the undersigned, having carefully examined the Drawings and Specifications, together with all Addenda, prepared by The Collaborative, One Seagate, Park Level 118, Toledo, Ohio 43604; propose the following:

In submitting this Bid Proposal, it is agreed:

1. To maintain conditions for 30 days following the bid opening date.
2. To accept provisions of the "Notice to Bidders" and "Instructions to Bidders".
3. To execute a contract awarded on the basis of this proposal within10 days after being notified of the Owner's intentions.
4. Bidder has examined the existing conditions where the Work is to be performed, the legal requirements and local conditions affecting cost, progress, furnishing or

performance of the Work and has made such independent investigations as Bidder deems necessary.

5. This Bid is genuine and not made in the interest of or on behalf of any undisclosed person, firm or corporation and is not submitted in conformity with any Agreement or rules of any group, association, organization or corporation; Bidder has not directly or indirectly induced or solicited any other Bidder to submit a false or sham Bid; Bidder has not sought by collusion to obtain for himself any advantage over any other Bidder or over Owner.

EMAILED BID PACKAGE MUST INCLUDE:

A. Signed Bid Form.

B. Bid Guaranty and Contract Bond (Or as otherwise allowed in the Instructions to Bidders).

GENERAL INFORMATION

A. In accordance with applicable law, The Collaborative Inc. on behalf of the Owner is soliciting bids, and shall award to the lowest responsive and responsible bidder(s). Low bids shall be determined in accordance with the Bid evaluation procedure detailed in Instruction to Bidders.

B. The bidder acknowledges the right of the Owner to reject any or all bids on any basis and without disclosure of a reason.

C. The bidder acknowledges the right of the Owner, in evaluating any bid, to waive any or all informalities, irregularities and technicalities.

D. The bidder also acknowledges the right of the Owner to reject low bid if:
   1. The bid is in any way incomplete or irregular, or if for any other reason the bidder is determined to be “non-responsive.”
   2. The bidder is determined to be “non-responsible” due to past performance history, financial problems, not having sufficient manpower and equipment to execute the work or other criteria as indicated in the Instructions to Bidders.
   3. If post bid information does not indicate experience similar in scope to the work for which bid is submitted.
   4. Bidder’s history on similar past projects, including claims against previous Owner(s).

SINGLE PRIME CONTRACT BID

ALL TRADES BASE BID:

A. Bid proposal for all labor and material as described in the contract document for all Trades Base Bid stated below:

All labor and material, for the sum of: $_____.
Sum in words:
_____Dollars.

PERFORMANCE BOND

A. Cost to provide 100 percent perfomance bond as specified: $_____.

Sum in words: _____
Dollars.

PROJECT COMPLETION:

A. The Contractor shall diligently prosecute the Work and shall effect Contract Completion following the date set forth in the Notice to Proceed, unless an extension of time is granted in accordance with the Contract Documents.

B. The Owner will provide complete access to the project site beginning on the date established in the Notice to Proceed.

ADDENDUM RECEIPTS:

A. The receipt of the following addenda to the Drawings and Specifications is hereby acknowledged:

1. No: _____ Date:_____
2. No: _____ Date:_____
3. No: _____ Date:_____
4. No: _____ Date:_____

REJECTION OF BIDS:

A. In submitting this Bid, it is understood that the right is reserved by the Owner to reject any and all bids or to waive informalities in bidding. It is agreed that this bid may not be withdrawn for a period of 30 days from the opening thereof.

CERTIFICATION

A. _____(Name of Contractor) does hereby understand and acknowledge the representations in this Proposal are important, material and contractual, and not mere recitals, in addition to the following affirmations.

B. The Bidder has read and understands the Plans and Specifications, and all Addenda, to the extent that such documents relate to the work for which the Bid is submitted, and that the Bid is based upon the materials, equipment, and systems required by the Plans and Specifications, and all Addenda, without exception, unless the Bidder lists Material Substitution in this Proposal.

C. The Bidder has visited the site, become familiar with local conditions, performed any tests required and has correlated personal observations about the requirements of the Plans and Specifications. The Bidder has no outstanding questions regarding the interpretation of the Plans, Specifications, and Contract Documents, other than those which may have been submitted to the ARCHITECT in writing prior to the Bid opening. Bidders will not receive additional payment or be granted an extension of time for conditions, which the Bidder could have determined by examining the site.

D. The Bidder acknowledges that the sole remedy for: (1) any delay in the commencement, prosecution, or completion of the work; (2) hindrance or obstruction in the performance of the work; (3) loss of productivity; or (4) other similar claims, whether or not such delays are foreseeable, is an extension of time in which to complete the work by an amount equal to the time lost due to delays beyond the control of the Contractor. In no event shall the Contractor be entitled to any other compensation or recovery of any damages in connection with any delay, including, without limitation, costs of acceleration, consequential damages, lost opportunity costs, impact damages, lost profits, extended field or office overhead, or other similar remuneration.

E. All statements contained in this Proposal or Bid are true and further, that the prices which have been quoted in the Proposal have not been knowingly disclosed by the Bidder and will not knowingly be disclosed by the Bidder prior to opening, directly or indirectly, to any other Bidder or to any competitor.

F. The Bidder will enter into and execute a Contract with the OWNER when awarded on the basis of this Bid, and in connection therewith to furnish all Bonds and insurance in accordance with the Bidding Documents, accomplish the work in accordance with the Contract, and complete all work within the specified time.

G. When the Bid Security furnished is to be a Bid Guaranty and Contract Bond, the Bidder certifies that they have notified a Surety Company that a Bid has been submitted and the Surety Company has issued a Bid Guaranty and Contract Bond for the Work if the Bid is accepted and the Bidder is awarded a Contract. The Bidder agrees to accept the provisions of the Instructions to Bidders regarding disposition of Bid Security.

H. When the Bid Security furnished is to be a Bid Bond, the Bidder certifies that they have notified a Surety Company that a Bid has been submitted and the Surety Company has issued a Bid Bond. The Bidder agrees to accept the provisions of the Instructions to Bidders regarding disposition of Bid Security and to provide, if required, a 100%

Performance Bond for the Work if the Bid is accepted and the Bidder is awarded a Contract.

I. When the Bid Security furnished is to be other than a Bond, as allowed for in the Instructions to Bidders, the Bidder agrees to accept the provisions of the Instructions to Bidders regarding disposition of Bid Security and to provide, if required, a 100% Performance Bond for the Work if the Bid is accepted and the Bidder is awarded a Contract.

J. If the Bidder is a corporation, partnership or sole proprietorship, an officer, partner or principal of the Bidder, as applicable, shall print or type the legal name of the Bidder on the line provided and SIGN THE BID FORM. If the Bidder is a joint venture, an officer, partner or principal, as applicable, of each member of the joint venture shall print or type the legal name of the applicable member on the line provided and sign the Bid Form. All signatures must be original.

RESPECTFULLY SUBMITTED,

_____

(Firm Name)

By _____ ____/____/____

(Signed Name) (Date)

_____

(Typed Name)

_____

(Title)

Official Address:

_____

_____

_____

Phone: (_____) - _____ - _____

END OF SECTION

SECTION 005000 - CONTRACTING FORMS AND SUPPLEMENTS

PART 1 GENERAL

1.1 AGREEMENT AND CONDITIONS OF THE CONTRACT

A. See Section 005200 - Agreement Form for the Agreement form to be executed.

B. See Section 007200 - General Conditions for the General Conditions.

C. See Section 007300 - Supplementary Conditions for the Supplementary Conditions.

D. The Agreement is based on AIA A101.

E. The General Conditions are based on AIA A201.

1.2 FORMS

A. Use the following forms for the specified purposes unless otherwise indicated elsewhere in Contract Documents.

B. Bond Forms:
   1. Bid Bond Form: AIA A310.

C. Post-Award Certificates and Other Forms:
   1. Schedule of Values Form: AIA G703.
   2. Application for Payment Forms: AIA G702 with AIA G703 (for Contractors).

D. Clarification and Modification Forms:
   1. Substitution Request Form: CSI/CSC Form 1.5C (During the Bidding/Negotiating Stage).
   2. Substitution Request Form: CSI/CSC Form 13.1A (After the Bidding/Negotiating Stage).
   3. Architect's Supplemental Instructions Form: AIA G710.
   4. Construction Change Directive Form: AIA G714.
   5. Change Order Form: AIA G701.

E. Closeout Forms:
   1. Certificate of Substantial Completion Form: AIA G704.
   2. Contractor’s Affidavit of Release of Liens Form: AIA G706A
   3. Consent of Surety to Final Payment Form: AIA G707.

1.3 REFERENCE STANDARDS

A. AIA A101 - Standard Form of Agreement Between Owner and Contractor where the basis of Payment is a Stipulated Sum; 2017.

B. AIA A201 - General Conditions of the Contract for Construction; 2017.

C. AIA A310 - Bid Bond; 2010.

D. AIA G701 - Change Order; 2017.

E. AIA G702 - Application and Certificate for Payment; 1992.

F. AIA G703 - Continuation Sheet; 1992.

G. AIA G704 - Certificate of Substantial Completion; 2017.

H. AIA G706A - Contractor’s Affidavit of Release of Liens; 1994.

I. AIA G707 - Consent of Surety to Final Payment; 1994.

J. AIA G710 - Architect's Supplemental Instructions; 2017.

K. AIA G714 - Construction Change Directive; 2017.

L. CSI/CSC Form 1.5C - Substitution Request (During the Bidding/Negotiating Stage); Current Edition.

M. CSI/CSC Form 13.1A - Substitution Request (After the Bidding/Negotiating Phase); Current Edition.

PART 2 PRODUCTS - NOT USED

PART 3 EXECUTION - NOT USED

END OF SECTION

SECTION 007300 - SUPPLEMENTARY CONDITIONS

GENERAL

The following supplements modify AIA Document A201-2017, General Conditions of the Contract for Construction. Where a portion of the General Conditions is modified or deleted by these Supplementary Conditions, the unaltered portions of General Conditions remain in effect.

ARTICLE 1 GENERAL PROVISIONS

Add Sections 1.2.1.2 through 1.2.1.5 to Section 1.2.1:

1.2.1.2 In the event of conflicts or discrepancies among Contract Documents, interpretations will be based on the following priorities:

1.2.1.2.1 Modifications, including Bulletins, CCD and ASI.

1.2.1.2.2 The Agreement.

1.2.1.2.3 Addenda, with those of later date having precedence over those of earlier date.

1.2.1.2.4 The Supplementary Conditions.

1.2.1.2.5 The General Conditions of the Contract for Construction.

1.2.1.2.6 Division I of the Specifications.

1.2.1.2.7 Drawings and Divisions 2 – 49 of the Specifications.

1.2.1.2.8 Information included in larger scale details shall take precedence over smaller scale details.

1.2.1.2.9 Other documents specifically enumerated in the Agreement as part of the Contract Documents.

1.2.1.3 In the case of an inconsistency between Drawings and Specifications or within either Document not clarified by Addendum, the better quality or greater quantity of Work shall be provided unless the Architect instructs otherwise in writing.
1.2.1.4 If an item is shown on the Drawings but not specified, the Contractor shall provide the item of the same quality as similar items specified, unless the Architect instructs otherwise in writing. If an item is specified but not shown on the Drawings, it shall also be provided and located as directed by the Architect.
1.2.1.5 The Drawings are indications of the design intent as well as specific instructions. The “details” included on Drawings show the intent of all similar areas. If questions arise about the construction of an area not specifically detailed, consult with the Architect who will provide further “details” and instructions. Such further documentation, if consistent with the Contract Documents, shall not alter the Contract Sum.

Add Section 1.7.1 to Section 1.7:
1.7.1 Contractor to refer to the Architect's Electronic File Transfer Agreement. A copy will be provided upon request.

ARTICLE 3 CONTRACTOR

Add Section 3.2.2.1 to Section 3.2.2:
3.2.2.1 Do not scale the Drawings. Follow indicated dimensions. In case of discrepancy in the figures, bring the matter to the attention of the Architect for interpretation before proceeding with the Work. Failure to follow this procedure shall be at the Contractor’s own risk, and the Architect’s interpretation shall be final.

Add the following Section 3.2.5 to Section 3.2:
3.2.5 The Owner is entitled to reimbursement from the Contractor for amounts paid to the Architect for evaluating and responding to the Contractor’s requests for information that are not prepared in accordance with the Contract Documents or where the requested information is available to the Contractor from a careful study and comparison of the Contract Documents, field conditions, other Owner-provided information, contractor-prepared coordination drawings, or prior Project correspondence or documentation.

Add Section 3.4.2.1 to Section 3.4.2:
3.4.2.1 After the Contract has been executed, the Owner and Architect will consider requests for the substitution of products in place of those specified only under the conditions set forth in the General Requirements (Division I of the Specifications). By making requests for substitutions, the Contractor:
3.4.2.1.1 represents that is has personally investigated the proposed substitute product and determined that it is equal or superior in all respects to that specified;
3.4.2.1.2 represents that it will provide the same warranty for the substitution as it would have provided for the product specified;

3.4.2.1.3 certifies that the cost data presented is complete and includes all related costs for the substituted product and for Work that must be changed as a result of the substitution, except for the Architect's redesign costs, and waives all claims for additional costs related to the substitution that subsequently become apparent; and

3.4.2.1.4 shall coordinate the installation of the accepted substitute, making such changes as may be required for the work to be complete in all respects.

Add Section 3.4.2.2 to Section 3.4.2:
3.4.2.2 The Owner shall be entitled to reimbursement from the Contractor for amounts paid to the Architect for reviewing the Contractor's proposed substitutions and making agreed-upon changes in the Drawings and Specifications resulting from such substitutions.

Add Section 3.6.1 to Section 3.6:
3.6.1 T**he following applies to Ohio tax exempt projects:** All materials and labor that ultimately become a part of the completed structure or improvement that constitutes the Project will be exempt from State Sales Tax as provided in Section 5739.02, ORC, and State Use Tax as provided in Section 5741.01, ORC. The purchase, lease or rental of material, equipment, parts or expendable items such as form lumber, tools, oils, greases and fuels, which are used in connection with the Work, are subject to the application of State Sales Tax and State Use Tax.

Add Section 3.7.1.1 to Section 3.7.1:
3.7.1.1 The Owner shall secure and pay for the Basic Building Permit - all other permits and governmental fees, licenses and inspection necessary for the proper execution and completion of the Work shall be the responsibility of the Contractor whose trade requires such.

Add Section 3.12.11 to Section 3.12:
3.12.11 The Architect's review of Contractor's submittals will be limited to examination of an initial submittal and One (1) Resubmittals. The Owner is entitled to obtain reimbursement from the Contractor for amounts paid to the Architect for evaluation of additional submittals.

ARTICLE 4 ARCHITECT

Add Section 4.2.2.1 to Section 4.2.2:
4.2.2.1 The Owner is entitled to reimbursement from the Contractor for amounts paid to the Architect for site visits made necessary by the fault of the Contractor of by defects and deficiencies in the Work.

Add Section 4.2.14.1 to Section 4.2.14:
4.2.14.1 Contractor's requests for information shall be prepared and submitted in accordance with Division 1 "General Requirements" sections on the form included in the Contract Documents. The Architect will return without action requests for information that do not conform to the requirements of the Contract Documents.

ARTICLE 5 SUBCONTRACTORS

Add Section 5.2.5 to Section 5.2:

5.2.5 If the Owner or Architect has reasonable objections to a person or entity proposed by the Contractor, the Contractor shall propose another to whom the Owner or Architect has no reasonable objection. If the proposed but rejected manufacturer or fabricator was reasonably capable of performing the Work, the Contract Sum and Contract Time shall be increased or decreased by the difference, if any, occasioned by such change, and an appropriate Change Order shall be issued before commencement of the substitute manufacturer's or fabricator's Work. However, no increase in the Contract Sum or Contract Time shall be allowed for such change unless the Contractor has acted promptly and responsively in submitting names as required.

ARTICLE 6 CONSTRUCTION BY OWNER OR BY SEPARATE CONTRACTORS

Add Sections 6.2.1.1 through 6.2.1.3 to Section 6.2.1:

6.2.1.1 The Contractor shall perform the Work so as to not interfere, disturb, hinder or delay the Work of other Contractors. The sole remedy which may be provided by the Owner for any injury, damage or expense resulting from interference, hindrance, disruption or delay caused by or between Contractors or their agents and employees shall be an extension of time in which to complete the Work.

6.2.1.2 Should the Contractor, or the Contractor's Subcontractors or Material Suppliers, cause damage or injury to the property or Work of any other Contractor, or by failure to perform the Work with due diligence, delay, interfere, hinder or disrupt any Contractor who suffers additional expense or damage thereby, the responsible Contractor shall be responsible for such damage, injury or expense.

6.2.1.3 Claims, disputes or actions between Contractors concerning such damage, injury or expense shall not delay completion of the Work which shall be continued by the parties to any such dispute, action or claim.

ARTICLE 7 CHANGES IN THE WORK

Add Section 7.1.4 to Section 7.1:

7.1.4 For each change in the Work, the Contractor shall furnish a detailed Proposal itemized on the Change Order Detail Summary Form published by the Architect Office. Any Subcontractor of Material supplier pricing shall be also itemized on the Change Order Estimate Summary Form. The combined overhead and profit included in the total cost to the Owner for a change in the Work shall be based on the following schedule:

7.1.4.1 For the Contractor, the Work performed by the Contractor's own forces, 10 percent of the cost.

7.1.4.2 The Contractor, the work performed by the Contractor's Subcontractors, 5 percent of the amount due the Subcontractors.

7.1.4.3 For each Subcontractor involved, the Work performed by that Subcontractor's own forces, 10 percent of the cost.

7.1.4.4 For each Subcontractor involved, for Work performed by the Subcontractor's Sub-subcontractors, 5 percent of the amount due the Sub-subcontractor.

ARTICLE 8 TIME

Add Section 8.2.3.1to Section 8.2.3:

.1 The Owner has the right to direct the Contractor to work overtime as the Owner deems necessary. Reimbursement for such work shall be limited to actual premium time cost incurred without markup.

Add Section 8.2.4 to Section 8.2:

8.2.4 Recovery Schedule: If it is apparent to the Owner or the A/E that the Contractor may be unable to meet critical path activities, Milestone completion dates, or the Contract Completion date; the Contractor shall submit within 3 days a recovery plan to avoid or minimize the delay to the Project.

A recovery plan shall include, but is not limited to, adjustments to one or more of the following:

.1 Workforce
.2 Hours per shift
.3 Shifts per workday
.4 Workdays per week
.5 Equipment
.6 Activity logic

Add Sections 8.4 and 8.5 to Article 8:

8.4 REQUEST FOR EXTENSION

8.4.1 Any request by the Contractor for an extension of time shall be made in writing to the Architect no more than ten (10) days after the initial occurrence of any condition which, in the Contractor's opinion, entitles the Contractor to an extension of time. Failure to timely provide such notice to the Architect shall constitute a waiver by the Contractor of any claim for extension, damages or mitigation of Liquidated Damages, to the fullest extent permitted by law.

8.4.2 The Contractor shall notify the Architect in writing providing the following information:

8.4.2.1 Nature of the interference, disruption, hindrance or delay;

8.4.2.2 Identification of persons, entities and events responsible for the interference, disruption, hindrance or delay

8.4.2.3 Date (or anticipated date) of commencement of the interference, disruption, hindrance or delay

8.4.2.4 Activities on the Construction Schedule which may be affected by the interference, disruption, hindrance or delay, or new activities created by the interference, disruption, hindrance or delay and the relationship with existing activities

8.4.2.5 Anticipated duration of the interference, disruption, hindrance or delay;

8.4.2.6 Specific number of days of extension requested; and

8.4.2.7 Recommended action to avoid or minimize and future interference, disruption, hindrance or delay.

8.5 CRITICAL PATH

8.5.1 Notwithstanding any other provision of the Contract Documents, time extensions will depend upon the extent to which the Work on the Critical Path of the Construction Schedule is affected, if applicable.

8.5.2 A Change Order granting a time extension may provide that the Contract Completion date will be extended for only those specific elements so interfered, disrupted, hindered or delayed and that remaining milestone completion dates will not be altered and may further provide for equitable adjustment of Liquidated Damages.

ARTICLE 9 PAYMENTS AND COMPLETION

Add the following sentence to the end of Section 9.3.1:
9.3.1 The form of Application of Payment, duly notarized, shall be a current authorized edition of AIA Document G702 TM – 1992, Application and Certificate for Payment, supported by a current authorized edition of AIA Document G703 TM – 1992 Continuation Sheet.

Add Section 9.3.1.3 to Section 9.3.1:
9.3.1.3 In the absence of retainage language specified elsewhere in the contract documents, until Substantial Completion, the Owner shall pay 95 percent of the amount due the Contractor on account of progress payments.

Add the following Section 9.10.1.1 to Section 9.10.1:
9.10.1.1 The Architect will perform no more than one inspection(s) to determine whether the Work or a designated portion thereof has attained Substantial Completion in accordance with the Contract Documents and no more than one inspection(s) to determine the work has attained a final Completion in accordance with the contract documents. The Owner is entitled to reimbursement from the Contractor for amounts paid to the Architect for any additional inspections.

ARTICLE 10 PROTECTION OF PERSONS AND PROPERTY

Add Sections 10.2.7.1 and 10.2.7.2 to Section 10.2.7:

10.2.7.1 The Contractor shall shore up, brace, underpin and protect as may be necessary, all foundations and other parts of existing structures adjacent and adjoining the site which are in any way affected by the Contractor's operations. Whenever notice is required to be given by the Owner or the Contractor to an adjoining or adjacent landowner or other party before commencement of the Work of this Project, such notice shall be given by the Contractor. The Contractor shall indemnify and save harmless the Owner from damages on account for which the Owner may become liable in consequence of such injury or damage to adjoining and adjacent structures and their premises.

10.2.7.2 The Contractor shall exercise precaution at all times for the protection of persons and property. The safety provisions of applicable laws, building and construction codes shall be observed. Machinery, equipment and other hazards shall be guarded in accordance with the provisions of the "Manual of Accident Prevention in Construction", published by the Associated General Contractors of America, to the extent that such provisions are not in contravention of applicable law.

ARTICLE 11 INSURANCE AND BONDS

DELETE Section 11.1 and Insert the following:
11.1 CONTRACTOR'S INSURANCE AND BONDS

11.1.1 Contractor's Liability Insurance

11.1.1.1 The Contractor shall purchase and maintain liability and other insurance as will protect the Contractor from claims set forth below, which may arise out of, or result from, the Contractor's performance or obligations under the Contract Documents, whether due to action or inaction by the Contractor or any Person for whom the Contractor is responsible.

11.1.1.1.1 Claims under workers' compensation, occupational sickness or disease, disability benefit, and other similar employee benefit acts;
11.1.1.1.2 Claims for damages because of bodily injury, disease, illness, death, or personal injury, and other claims usually covered by bodily injury liability insurance;
11.1.1.1.3 Claims for damages because of injury to, or destruction of, property and other claims usually covered by property damage liability insurance.

11.1.1.2 The Contractor shall purchase and maintain a Commercial General Liability policy and Business Automobile Liability policy to provide insurance and limits as indicated below. An Umbrella or Excess Liability policy may be used to reach the required limits.

Policy Limits – Commercial General Liability
$2,000,000 General Aggregate (minimum – see below)
$2,000,000 Products/Completed Operations Aggregate

$1,000,000 Occurrence Limit (minimum – see below)
$1,000,000 Personal and Advertising Injury Limit
$100,000 Fire Legal Liability Limit
$10,000 Medical Payments

Policy Limits – Business Automobile
$500,000 Combined Single Limit

11.1.1.2.1 Contracts in the amount of $100,000 or less require coverage in the amount of not less than $2 million general aggregate and $1 million per occurrence.
11.1.1.2.2 Contracts in excess of $100,000, but not more than $5 million, require coverage in the amount of not less than $3 million general aggregate and $3 million per occurrence.
11.1.1.2.3 Contracts exceeding the amount of $5 million require coverage in an amount to be determined by the Owner Contracting Authority and identified in the Supplementary Conditions, but in no case less than $5 million general aggregate and $5 million per occurrence.
11.1.1.2.3.1 Policies shall be endorsed to provide that the General Aggregate Limit applies separately to each of the insured Contractor's projects.

11.1.1.3 For any demolition, blasting, excavating, tunneling, shoring, or similar operations, the Contractor shall provide and maintain Property Damage Liability insurance with a limit of liability equal to the limit as specified in the applicable sections of subparagraph 11.1.1.2.

11.1.2 Builder's Risk Insurance

11.1.2.1 The Lead Contractor shall provide and maintain, during the progress of the Work and until the execution of the Certificate of Substantial Completion by the Owner, a Builder's Risk insurance policy to cover all Work in the course of construction including false-work, temporary buildings and structures, and materials used in the construction process, stored on or off-site, or while in transit. This insurance shall be on a special cause of loss form, which provides coverage on an open perils basis insuring against the direct physical loss of, or damage to, covered property including, but not limited to, theft, vandalism, malicious mischief, earthquake, tornado, lightning, explosion, breakage of glass, flood, collapse, water damage, and hot and cold testing. This insurance shall be written on a replacement cost basis and shall also include debris removal, and/or demolition occasioned by enforcement of Applicable Law.
11.1.2.1.1 The amount of coverage shall be not less than the total completed value of the Project, including the value of permanent fixtures and decorations, with a deductible of not more than $25,000 per occurrence. Any deductible over the amount specified must be authorized in writing by the Owner.
11.1.2.1.2 Coverage shall include a provision to pay the reasonable extra costs of acceleration and expediting temporary and permanent repairs to, or permanent

replacement of, damaged property. This shall include overtime wages and the extra cost of "express" or other means for rapidly transporting materials and supplies necessary to the repair or replacement.

11.1.2.1.3 Coverage shall include “soft cost endorsement” including, but not limited to, the reasonable extra costs of the A/E and reasonable Contractor extension or acceleration costs.

11.1.2.1.4 Coverage shall include material in transit or stored off-site and identified for the Project.

11.1.2.1.5 Coverage shall waive all rights between the Owner, the Contractor, and Subcontractors at any tier, for damages caused by fire or any other perils to the extent of actual recovery of any insurance proceeds under the policy.

11.1.2.1.6 Coverage shall include appropriate sub-limits for installation coverage.

11.1.2.1.7 Coverage shall include provisions for mechanical or electrical breakdown, or boiler system testing.

11.1.2.1.8 Coverage shall include temporary structures and scaffolding, along with collapse coverage.

11.1.2.1.9 Coverage shall be primary to all other applicable insurance.

11.1.2.1.10 The Builder's Risk policy shall specifically permit and allow for Partial Occupancy by the Owner prior to execution of the Certificate of Substantial Completion by the Owner Contracting Authority and coverage shall remain in effect until all punch list items are completed.

11.1.2.1.11 The Contractor’s tools and equipment shall not be covered under the Builder’s Risk policy. It is the Contractor’s sole responsibility to maintain such coverage, which shall be included in its overhead and not included as a separate item in the Contractor’s Schedule of Values.

11.1.2.2 If the Contractor is involved solely in the installation of material and equipment and not in new building construction, the Contractor shall purchase and maintain a Builder's Risk, Builder's Risk-Renovations, or Installation Floater insurance policy. The policy must comply with the provisions of subparagraph 11.1.2.1.

11.1.3 Insurance Policy Requirements

11.1.3.1 Each policy of insurance required to be purchased and maintained by the Contractor shall name the Owner as an additional insured or loss payee, as applicable; provided, however, this designation shall not cause any claim between the Contractor and the Owner to be waived, except as set forth in paragraph 11.3.

11.1.3.1.1 Each such certificate of insurance shall expressly provide that the insurer will endeavor to provide no less than 30 days’ written notice to the Owner in the event of cancellation of the coverage evidenced by the certificate.

11.1.3.1.2 For each insurance policy required by this Contract, the Contractor shall provide the Owner with 30 days’ prior written notice of cancellation or non-renewal. Failure to comply with these reporting provisions shall constitute grounds for the Owner‘s termination of the Contract for cause pursuant to paragraph 14.2.

11.1.3.2 The Contractor shall furnish the Owner~~,~~ when requested, a certified copy of any insurance or additional insured or loss payee endorsement required to be purchased or maintained by the Contract Documents. In no event shall failure of the Owner to demand a certified copy of any required insurance or endorsement be construed as a waiver of the obligation of the Contractor to obtain required insurance.

11.1.3.3 The Contractor shall maintain insurance in the required amounts, without interruption, from the date of execution of the Contract until the date of approval of the Certificate of Substantial Completion by the Owner. Failure to maintain the required insurance during the time specified shall be cause for termination of the Contract.

11.1.3.4 Insurance policies required to be purchased and maintained by the Contractor may include a reasonable loss deductible, which shall be the responsibility of the Contractor to pay in the event of loss.

11.1.3.5 The prompt repair or reconstruction of the Work resulting from an insured loss or damage is the Contractor's responsibility and shall be accomplished at no additional cost to the Owner.

ARTICLE 12 UNCOVERING AND CORRECTION OF WORK

Add Section 12.2.2.4 to Section 12.2.2:

12.2.2.4 Upon request by the Owner and prior to the expiration of one year from the date of Substantial Completion, the Architect will conduct, and the Contractor shall attend, a meeting with the Owner to review the facility operations and performance,

ARTICLE 15 CLAIMS AND DISPUTES

Add Sections 15.1.6.3 and 15.1.6.4 to Section 15.1.6:

15.1.6.3 Claims for increase in the Contract: Time shall set forth in detail the circumstances that form the basis for the Claim, the date upon which each cause of delay began to affect the progress of the Work, the date upon which cause of delay ceased to affect the progress of the Work and the number of days' increase in the Contract Time claimed as a consequence of each such cause of delay. The Contractor shall provide such supporting documentation as the Owner may require, including, where appropriate, a revised construction schedule indicating all the activities affected by the circumstances forming the basis of the Claim.

15.1.6.4 The Contractor shall not be entitled to a separate increase in the Contract Time for each one of the number of causes of delay which may have concurrent or interrelated effects on the progress of the Work, or for concurrent delays due to the fault of the Contractor.

END OF SECTION

SECTION 011000 - SUMMARY

PART 1 GENERAL

1.1 PROJECT

A. Project Name: OAS HS Auditorium Renovation

B. Owner's Name: Oscoda Area Schools.

C. Architect's Name: The Collaborative.

D. The Project consists of the construction of an A/V platform in the HS auditorium and replacing their current light rigging system with a dead hung system.

1.2 CONTRACT DESCRIPTION

A. Contract Type: A single prime contract based on a Stipulated Price as described in Document 005200 - Agreement Form.

1.3 WORK BY OWNER

A. Owner has awarded a contract for supply and installation of _____ which commenced _____.

B. Items noted NIC (Not in Contract) or OPOI (Owner provided, Owner installed) will be supplied and installed by Owner before Date of Substantial Completion. Some items include:
   1. Paint.
   2. Carpet.
   3. Auditorium Seating.

1.4 OWNER OCCUPANCY

A. Owner intends to occupy the Project upon Substantial Completion.

B. Cooperate with Owner to minimize conflict and to facilitate Owner's operations.

C. Schedule the Work to accommodate Owner occupancy.

1.5 CONTRACTOR USE OF SITE AND PREMISES

A. Construction Operations: Limited to areas noted on Drawings.
   1. Locate and conduct construction activities in ways that will limit disturbance to site.

B. Provide access to and from site as required by law and by Owner:
   1. Emergency Building Exits During Construction: Keep all exits required by code open during construction period; provide temporary exit signs if exit routes are temporarily altered.
   2. Do not obstruct roadways, sidewalks, or other public ways without permit.

C. Time Restrictions:
   1. Weekend work must be approved in advance in writing by Owner..

D. Utility Outages and Shutdown:
   1. Do not disrupt or shut down life safety systems, including but not limited to fire sprinklers and fire alarm system, without 7 days notice to Owner and authorities having jurisdiction.
   2. Limit shutdown of utility services to minimum required duration, arranged at least 7 days in advance with Owner
   3. Prevent accidental disruption of utility services to other facilities.

PART 2 PRODUCTS - NOT USED

PART 3 EXECUTION - NOT USED

END OF SECTION

SECTION 012500 - SUBSTITUTION PROCEDURES

PART 1 GENERAL

1.1 SECTION INCLUDES

A. Procedural requirements for proposed substitutions.

1.2 RELATED REQUIREMENTS

A. Section 002113 - Instructions to Bidders: Restrictions on timing of substitution requests.

B. Section 012100 - Allowances, for cash allowances affecting this section.

C. Section 012200 - Unit Prices, for additional unit price requirements.

D. Section 013000 - Administrative Requirements: Submittal procedures, coordination.

E. Section 016000 - Product Requirements: Fundamental product requirements, product options, delivery, storage, and handling.

1.3 DEFINITIONS

A. Substitutions: Changes from Contract Documents requirements proposed by Contractor to materials, products, assemblies, and equipment.
   1. Substitutions for Cause: Proposed due to changed Project circumstances beyond Contractor's control.
   2. Substitutions for Convenience: Proposed due to possibility of offering substantial advantage to the Project.

1.4 REFERENCE STANDARDS

A. CSI/CSC Form 1.5C - Substitution Request (During the Bidding/Negotiating Stage); Current Edition.

B. CSI/CSC Form 13.1A - Substitution Request (After the Bidding/Negotiating Phase); Current Edition.

PART 2 PRODUCTS - NOT USED

PART 3 EXECUTION

3.1 GENERAL REQUIREMENTS

A. A Substitution Request for products, assemblies, materials, and equipment constitutes a representation that the submitter:
   1. Has investigated proposed product and determined that it meets or exceeds the quality level of the specified product, equipment, assembly, or system.
   2. Agrees to provide the same warranty for the substitution as for the specified product.

3. Agrees to provide same or equivalent maintenance service and source of replacement parts, as applicable.
4. Agrees to coordinate installation and make changes to other work that may be required for the work to be complete, with no additional cost to Owner.
5. Waives claims for additional costs or time extension that may subsequently become apparent.

B. Document each request with complete data substantiating compliance of proposed substitution with Contract Documents. Burden of proof is on proposer.
   1. Note explicitly any non-compliant characteristics.

C. Content: Include information necessary for tracking the status of each Substitution Request, and information necessary to provide an actionable response.
   1. Forms indicated in the Project Manual are adequate for this purpose, and must be used.

D. Limit each request to a single proposed substitution item.
   1. Submit an electronic document, combining the request form with supporting data into single document.

3.2 SUBSTITUTION PROCEDURES DURING PROCUREMENT

A. Instructions to Bidders specifies time restrictions for submitting requests for substitutions during the bidding period, and the documents required.

B. Submittal Form (before award of contract):
   1. Submit substitution requests by completing CSI/CSC Form 1.5C - Substitution Request (During the Bidding/Negotiating Stage). See this form for additional information and instructions. Use only this form; other forms of submission are unacceptable.

3.3 SUBSTITUTION PROCEDURES DURING CONSTRUCTION

A. Submittal Form (after award of contract):
   1. Submit substitution requests by completing CSI/CSC Form 13.1A - Substitution Request. See this form for additional information and instructions. Use only this form; other forms of submission are unacceptable.

B. Submit request for Substitution for Cause within 14 days of discovery of need for substitution, but not later than 14 days prior to time required for review and approval by Architect, in order to stay on approved project schedule.

C. Substitutions will not be considered under one or more of the following circumstances:
   1. When they are indicated or implied on shop drawing or product data submittals, without having received prior approval.
   2. Without a separate written request.
   3. When acceptance will require revisions to Contract Documents.

3.4 RESOLUTION

A. Architect may request additional information and documentation prior to rendering a decision. Provide this data in an expeditious manner.

B. Architect will notify Contractor in writing of decision to accept or reject request.

3.5 ACCEPTANCE

A. Accepted substitutions change the work of the Project. They will be documented and incorporated into work of the project by Change Order, Construction Change Directive, Architectural Supplementary Instructions, or similar instruments provided for in the Conditions of the Contract.

END OF SECTION

SECTION 013000 - ADMINISTRATIVE REQUIREMENTS

PART 1 GENERAL

1.1 SECTION INCLUDES

A. General administrative requirements.

B. Preconstruction meeting.

C. Progress meetings.

D. Construction progress schedule.

E. Progress photographs.

F. Submittals for review, information, and project closeout.

G. Number of copies of submittals.

H. Requests for Interpretation (RFI) procedures.

I. Submittal procedures.

1.2 RELATED REQUIREMENTS

A. Section 013216 - Construction Progress Schedule: Form, content, and administration of schedules.

B. Section 016000 - Product Requirements: General product requirements.

C. Section 017000 - Execution and Closeout Requirements: Additional coordination requirements.

D. Section 017800 - Closeout Submittals: Project record documents; operation and maintenance data; warranties and bonds.

1.3 GENERAL ADMINISTRATIVE REQUIREMENTS

A. Comply with requirements of Section 017000 - Execution and Closeout Requirements for coordination of execution of administrative tasks with timing of construction activities.

B. Make the following types of submittals to Architect:
   1. Requests for Interpretation (RFI).
   2. Requests for substitution.
   3. Shop drawings, product data, and samples.
   4. Test and inspection reports.
   5. Design data.
   6. Manufacturer's instructions and field reports.
   7. Applications for payment and change order requests.
   8. Progress schedules.

9. Coordination drawings.
10. Correction Punch List and Final Correction Punch List for Substantial Completion.
11. Closeout submittals.

PART 2 PRODUCTS - NOT USED

PART 3 EXECUTION

3.1 PRECONSTRUCTION MEETING

A. Schedule meeting after Notice of Award.

B. Attendance Required:
1. Owner.
2. Architect.
3. Contractor.

C. Agenda:
1. Execution of Owner-Contractor Agreement.
2. Submission of executed bonds and insurance certificates.
3. Distribution of Contract Documents.
4. Submission of list of subcontractors, list of products, schedule of values, and progress schedule.
5. Submission of initial Submittal schedule.
6. Designation of personnel representing the parties to Contract.
7. Procedures and processing of field decisions, submittals, substitutions, applications for payments, proposal request, Change Orders, and Contract closeout procedures.
8. Scheduling.

D. Record minutes and distribute copies within two days after meeting to participants, with two copies to Architect, Owner, participants, and those affected by decisions made.

3.2 PROGRESS MEETINGS

A. Schedule and administer meetings throughout progress of the work at maximum weekly intervals.

B. Owner will make arrangements for meetings, prepare agenda with copies for participants, preside at meetings.

C. Attendance Required:
1. Contractor.
2. Owner.
3. Contractor's superintendent.
4. Major subcontractors.

D. Agenda:
1. Review minutes of previous meetings.
2. Review of work progress.
3. Field observations, problems, and decisions.

4. Identification of problems that impede, or will impede, planned progress.
5. Review of submittals schedule and status of submittals.
6. Review of RFIs log and status of responses.
7. Review of off-site fabrication and delivery schedules.
8. Maintenance of progress schedule.
9. Corrective measures to regain projected schedules.
10. Planned progress during succeeding work period.
11. Coordination of projected progress.
12. Maintenance of quality and work standards.
13. Effect of proposed changes on progress schedule and coordination.
14. Other business relating to work.

E. Record minutes and distribute copies within two days after meeting to participants, with two copies to Architect, Owner, participants, and those affected by decisions made.

3.3 CONSTRUCTION PROGRESS SCHEDULE - SEE SECTION 013216

A. Within 10 days after date established in Notice to Proceed, submit preliminary schedule defining planned operations for the first 60 days of work, with a general outline for remainder of work.

B. If preliminary schedule requires revision after review, submit revised schedule within 10 days.

C. Within 20 days after review of preliminary schedule, submit draft of proposed complete schedule for review.
   1. Include written certification that major contractors have reviewed and accepted proposed schedule.

D. Within 10 days after joint review, submit complete schedule.

E. Submit updated schedule every 30 days.

3.4 PROGRESS PHOTOGRAPHS

A. Submit new photographs at least once a month, within 3 days after being taken.

B. Photography Type: Digital; electronic files.

C. Provide photographs of site and construction throughout progress of work produced by an experienced photographer, acceptable to Architect.

D. In addition to periodic, recurring views, take photographs of each of the following events:
   1. Final completion, minimum of ten (10) photos.

E. Views:
   1. Provide non-aerial photographs from four cardinal views at each specified time, until date of Substantial Completion.
   2. Consult with Architect for instructions on views required.
   3. Provide factual presentation.

4. Provide correct exposure and focus, high resolution and sharpness, maximum depth of field, and minimum distortion.
5. Point of View Sketch: Provide sketch identifying point of view of each photograph.

F. Digital Photographs: 24 bit color, minimum resolution of 1024 by 768, in JPG format; provide files unaltered by photo editing software.
1. Delivery Medium: Via email.
2. File Naming: Include project identification, date and time of view, and view identification.
3. Point of View Sketch: Include digital copy of point of view sketch with each electronic submittal; include point of view identification in each photo file name.
4. PDF File: Assemble all photos into printable pages in PDF format, with 2 to 3 photos per page, each photo labeled with file name; one PDF file per submittal.

3.5 REQUESTS FOR INTERPRETATION (RFI)

A. Definition: A request seeking one of the following:
1. An interpretation, amplification, or clarification of some requirement of Contract Documents arising from inability to determine from them the exact material, process, or system to be installed; or when the elements of construction are required to occupy the same space (interference); or when an item of work is described differently at more than one place in Contract Documents.

B. Preparation: Prepare an RFI immediately upon discovery of a need for interpretation of Contract Documents. Failure to submit a RFI in a timely manner is not a legitimate cause for claiming additional costs or delays in execution of the work.
1. Prepare a separate RFI for each specific item.
   a. Review, coordinate, and comment on requests originating with subcontractors and/or materials suppliers.
   b. Do not forward requests which solely require internal coordination between subcontractors.
2. Prepare in a format and with content acceptable to Architect .
3. Combine RFI and its attachments into a single electronic file. PDF format is preferred.

C. Reason for the RFI: Prior to initiation of an RFI, carefully study all Contract Documents to confirm that information sufficient for their interpretation is definitely not included.
1. Unacceptable Uses for RFIs: Do not use RFIs to request the following::
   a. Approval of submittals (use procedures specified elsewhere in this section).
   b. Approval of substitutions (see Section - 016000 - Product Requirements)
   c. Changes that entail change in Contract Time and Contract Sum (comply with provisions of the Conditions of the Contract).
   d. Different methods of performing work than those indicated in the Contract Drawings and Specifications (comply with provisions of the Conditions of the Contract).
2. Improper RFIs: Requests not prepared in compliance with requirements of this section, and/or missing key information required to render an actionable response. They will be returned without a response, with an explanatory notation.

3. Frivolous RFIs: Requests regarding information that is clearly indicated on, or reasonably inferable from, Contract Documents, with no additional input required to clarify the question. They will be returned without a response, with an explanatory notation.

D. Content: Include identifiers necessary for tracking the status of each RFI, and information necessary to provide an actionable response.
   1. Official Project name and number, and any additional required identifiers established in Contract Documents.
   2. Discrete and consecutive RFI number, and descriptive subject/title.
   3. Issue date, and requested reply date.
   4. Reference to particular Contract Document(s) requiring additional information/interpretation. Identify pertinent drawing and detail number and/or specification section number, title, and paragraph(s).
   5. Annotations: Field dimensions and/or description of conditions which have engendered the request.
   6. Contractor's suggested resolution: A written and/or a graphic solution, to scale, is required in cases where clarification of coordination issues is involved, for example; routing, clearances, and/or specific locations of work shown diagrammatically in Contract Documents. If applicable, state the likely impact of the suggested resolution on Contract Time or the Contract Sum.

E. Attachments: Include sketches, coordination drawings, descriptions, photos, submittals, and other information necessary to substantiate the reason for the request.

F. RFI Log: Prepare and maintain a tabular log of RFIs for the duration of the project.
   1. Indicate current status of every RFI. Update log promptly and on a regular basis.
   2. Note dates of when each request is made, and when a response is received.

G. Review Time: Architect will respond and return RFIs to Contractor within seven calendar days of receipt. For the purpose of establishing the start of the mandated response period, RFIs received after 12:00 noon will be considered as having been received on the following regular working day.
   1. Response period may be shortened or lengthened for specific items, subject to mutual agreement, and recorded in a timely manner in progress meeting minutes.

H. Responses: Content of answered RFIs will not constitute in any manner a directive or authorization to perform extra work or delay the project. If in Contractor's belief it is likely to lead to a change to Contract Sum or Contract Time, promptly issue a notice to this effect, and follow up with an appropriate Change Order request to Owner.
   1. Response may include a request for additional information, in which case the original RFI will be deemed as having been answered, and an amended one is to be issued forthwith. Identify the amended RFI with an R suffix to the original number.
   2. Do not extend applicability of a response to specific item to encompass other similar conditions, unless specifically so noted in the response.
   3. Upon receipt of a response, promptly review and distribute it to all affected parties, and update the RFI Log.

4. Notify Architect within seven calendar days if an additional or corrected response is required by submitting an amended version of the original RFI, identified as specified above.

3.6 SUBMITTAL SCHEDULE

A. Submit to Architect for review a schedule for submittals in tabular format.
   1. Submit at the same time as the preliminary schedule specified in Section - 013216 - Construction Progress Schedule.
   2. Coordinate with Contractor's construction schedule and schedule of values.
   3. Format schedule to allow tracking of status of submittals throughout duration of construction.
   4. Arrange information to include scheduled date for initial submittal, specification number and title, submittal category (for review or for information), description of item of work covered, and role and name of subcontractor.
   5. Account for time required for preparation, review, manufacturing, fabrication and delivery when establishing submittal delivery and review deadline dates.
      a. For assemblies, equipment, systems comprised of multiple components and/or requiring detailed coordination with other work, allow for additional time to make corrections or revisions to initial submittals, and time for their review.

3.7 SUBMITTALS FOR REVIEW

A. When the following are specified in individual sections, submit them for review:
   1. Product data.
   2. Shop drawings.
   3. Samples for selection.
   4. Samples for verification.

B. Submit to Architect for review for the limited purpose of checking for compliance with information given and the design concept expressed in Contract Documents.

C. Samples will be reviewed for aesthetic, color, or finish selection.

D. After review, provide copies and distribute in accordance with SUBMITTAL PROCEDURES article below and for record documents purposes described in Section 017800 - Closeout Submittals.

3.8 SUBMITTALS FOR INFORMATION

A. When the following are specified in individual sections, submit them for information:
   1. Design data.
   2. Certificates.
   3. Test reports.
   4. Inspection reports.
   5. Manufacturer's instructions.
   6. Manufacturer's field reports.
   7. Other types indicated.

B. Submit for Architect's knowledge as contract administrator or for Owner.

3.9 SUBMITTALS FOR PROJECT CLOSEOUT

A. Submit Correction Punch List for Substantial Completion.

B. Submit Final Correction Punch List for Substantial Completion.

C. When the following are specified in individual sections, submit them at project closeout in compliance with requirements of Section 017800 - Closeout Submittals:
   1. Project record documents.
   2. Operation and maintenance data.
   3. Warranties.
   4. Bonds.
   5. Other types as indicated.

D. Submit for Owner's benefit during and after project completion.

3.10 NUMBER OF COPIES OF SUBMITTALS

A. Electronic Documents: Submit one electronic copy in PDF format; an electronically-marked up file will be returned. Create PDFs at native size and right-side up; illegible files will be rejected.

B. Samples: Submit the number specified in individual specification sections; one of which will be retained by Architect.
   1. After review, produce duplicates.
   2. Retained samples will not be returned to Contractor unless specifically so stated.

3.11 SUBMITTAL PROCEDURES

A. General Requirements:
   1. Use a single transmittal for related items.
   2. Identify: Project; Contractor; subcontractor or supplier; pertinent drawing and detail number; and specification section number and article/paragraph, as appropriate on each copy.
   3. Apply Contractor's stamp, signed or initialed certifying that review, approval, verification of products required, field dimensions, adjacent construction work, and coordination of information is in accordance with the requirements of the work and Contract Documents.
      a. Submittals from sources other than the Contractor, or without Contractor's stamp will not be acknowledged, reviewed, or returned.
   4. Schedule submittals to expedite the Project, and coordinate submission of related items.
      a. For each submittal for review, allow 15 days excluding delivery time to and from the Contractor.
      b. For sequential reviews involving Architect's consultants, Owner, or another affected party, allow an additional 7 days.
      c. For sequential reviews involving approval from authorities having jurisdiction (AHJ), in addition to Architect's approval, allow an additional 30 days.
   5. Identify variations from Contract Documents and product or system limitations that may be detrimental to successful performance of the completed work.
   6. Provide space for Contractor and Architect review stamps.

7. When revised for resubmission, identify all changes made since previous submission.
8. Distribute reviewed submittals. Instruct parties to promptly report inability to comply with requirements.
9. Incomplete submittals will not be reviewed, unless they are partial submittals for distinct portion(s) of the work, and have received prior approval for their use.
10. Submittals not requested will be recognized, and will be returned "Not Reviewed",

B. Product Data Procedures:
1. Submit only information required by individual specification sections.
2. Collect required information into a single submittal.
3. Submit concurrently with related shop drawing submittal.
4. Do not submit (Material) Safety Data Sheets for materials or products.

C. Shop Drawing Procedures:
1. Prepare accurate, drawn-to-scale, original shop drawing documentation by interpreting Contract Documents and coordinating related work.
2. Do not reproduce Contract Documents to create shop drawings.
3. Generic, non-project-specific information submitted as shop drawings do not meet the requirements for shop drawings.

D. Samples Procedures:
1. Transmit related items together as single package.
2. Identify each item to allow review for applicability in relation to shop drawings showing installation locations.

3.12 SUBMITTAL REVIEW

A. Submittals for Review: Architect will review each submittal, and approve, or take other appropriate action.

B. Submittals for Information: Architect will not acknowledge receipt, and take no other action.

C. Architect's actions will be reflected by marking each returned submittal using virtual stamp on electronic submittals.
1. Notations may be made directly on submitted items and/or listed on appended Submittal Review cover sheet.

D. Architect's and consultants' actions on items submitted for review:
1. Authorizing purchasing, fabrication, delivery, and installation:
   a. "Approved", or language with same legal meaning.
   b. "Approved as Noted, Resubmission not required", or language with same legal meaning.
      1) At Contractor's option, submit corrected item, with review notations acknowledged and incorporated.
   c. "Approved as Noted, Resubmit for Record", or language with same legal meaning.

1) Resubmit corrected item, with review notations acknowledged and incorporated. Resubmit separately, or as part of project record documents.

2. Not Authorizing fabrication, delivery, and installation:
   a. "Revise and Resubmit".
      1) Resubmit revised item, with review notations acknowledged and incorporated.
      2) Non-responsive resubmittals may be rejected.
   b. "Rejected".
      1) Submit item complying with requirements of Contract Documents.

END OF SECTION

SECTION 013216 - CONSTRUCTION PROGRESS SCHEDULE

PART 1 GENERAL

1.1 SECTION INCLUDES

A. Preliminary schedule.

B. Construction progress schedule, bar chart type.

1.2 SUBMITTALS

A. Submit updated schedule with each Application for Payment.

1.3 SCHEDULE FORMAT

A. Listings: In chronological order according to the start date for each activity. Identify each activity with the applicable specification section number.

B. Scale and Spacing: To allow for notations and revisions.

PART 2 PRODUCTS - NOT USED

PART 3 EXECUTION

3.1 PRELIMINARY SCHEDULE

A. Prepare preliminary schedule in the form of a horizontal bar chart.

3.2 CONTENT

A. Show complete sequence of construction by activity, with dates for beginning and completion of each element of construction.

B. Identify each item by specification section number.

C. Identify work of separate stages and other logically grouped activities.

D. Provide sub-schedules to define critical portions of the entire schedule.

E. Show accumulated percentage of completion of each item, and total percentage of Work completed, as of the first day of each month.

F. Provide separate schedule of submittal dates for shop drawings, product data, and samples, owner-furnished products, products identified under Allowances, and dates reviewed submittals will be required from Architect. Indicate decision dates for selection of finishes.

G. Indicate delivery dates for owner-furnished products.

H. Provide legend for symbols and abbreviations used.

3.3 BAR CHARTS

A. Include a separate bar for each major portion of Work or operation.

B. Identify the first work day of each week.

3.4 REVIEW AND EVALUATION OF SCHEDULE

A. Participate in joint review and evaluation of schedule with Architect at each submittal.

B. Evaluate project status to determine work behind schedule and work ahead of schedule.

C. After review, revise as necessary as result of review, and resubmit within 10 days.

3.5 UPDATING SCHEDULE

A. Maintain schedules to record actual start and finish dates of completed activities.

B. Indicate progress of each activity to date of revision, with projected completion date of each activity.

C. Annotate diagrams to graphically depict current status of Work.

D. Identify activities modified since previous submittal, major changes in Work, and other identifiable changes.

E. Indicate changes required to maintain Date of Substantial Completion.

F. Submit reports required to support recommended changes.

G. Provide narrative report to define problem areas, anticipated delays, and impact on the schedule. Report corrective action taken or proposed and its effect.

3.6 DISTRIBUTION OF SCHEDULE

A. Distribute copies of updated schedules to Contractor's project site file, to subcontractors, suppliers, Architect, Owner, and other concerned parties.

B. Instruct recipients to promptly report, in writing, problems anticipated by projections indicated in schedules.

END OF SECTION

SECTION 014000 - QUALITY REQUIREMENTS

PART 1 GENERAL

1.1 SECTION INCLUDES

A. Submittals.

B. Quality assurance.

C. References and standards.

D. Testing and inspection agencies and services.

E. Contractor's construction-related professional design services.

F. Contractor's design-related professional design services.

G. Control of installation.

H. Mock-ups.

I. Tolerances.

J. Manufacturers' field services.

K. Defect Assessment.

1.2 RELATED REQUIREMENTS

A. Section 012100 - Allowances: Allowance for payment of testing services.

B. Section 016000 - Product Requirements: Requirements for material and product quality.

1.3 REFERENCE STANDARDS

A. ASTM C1021 - Standard Practice for Laboratories Engaged in Testing of Building Sealants; 2008 (Reapproved 2023).

B. ASTM C1077 - Standard Practice for Agencies Testing Concrete and Concrete Aggregates for Use in Construction and Criteria for Testing Agency Evaluation; 2025.

C. ASTM C1093 - Standard Practice for Accreditation of Testing Agencies for Masonry; 2023.

D. ASTM D3740 - Standard Practice for Minimum Requirements for Agencies Engaged in Testing and/or Inspection of Soil and Rock as Used in Engineering Design and Construction; 2023.

E. ASTM E329 - Standard Specification for Agencies Engaged in Construction Inspection, Testing, or Special Inspection; 2021.

F. ASTM E543 - Standard Specification for Agencies Performing Nondestructive Testing; 2021.

G. ASTM E699 - Standard Specification for Agencies Involved in Testing, Quality Assurance, and Evaluating of Manufactured Building Components; 2016.

1.4 DEFINITIONS

A. Contractor's Professional Design Services: Design of some aspect or portion of the project by party other than the design professional of record. Provide these services as part of the Contract for Construction.
   1. Design Services Types Required:
      a. Construction-Related: Services Contractor needs to provide in order to carry out the Contractor’s sole responsibilities for construction means, methods, techniques, sequences, and procedures.

B. Design Data: Design-related, signed and sealed drawings, calculations, specifications, certifications, shop drawings and other submittals provided by Contractor, and prepared directly by, or under direct supervision of, appropriately licensed design professional.

1.5 CONTRACTOR'S CONSTRUCTION-RELATED PROFESSIONAL DESIGN SERVICES

A. Coordination: Contractor's professional design services are subject to requirements of project's Conditions for Construction Contract.

B. Provide such engineering design services as may be necessary to plan and safely conduct certain construction operations, pertaining to, but not limited to the following:
   1. Temporary sheeting, shoring, or supports.
   2. Temporary scaffolding.
   3. Temporary bracing.
   4. Temporary falsework for support of spanning or arched structures.
   5. Temporary foundation underpinning.
   6. Temporary stairs or steps required for construction access only.
   7. Temporary hoist(s) and rigging.
   8. Investigation of soil conditions to support construction equipment.

1.6 CONTRACTOR'S DESIGN-RELATED PROFESSIONAL DESIGN SERVICES

A. Coordination: Contractor's professional design services are subject to requirements of project's Conditions for Construction Contract.

B. Base design on performance and/or design criteria indicated in individual specification sections.

C. Scope of Contractor's Professional Design Services: Provide for the following items of work:
   1. Concrete Mix Design: As described in Section 033000 - Cast-in-Place Concrete. No specific designer qualifications are required.
   2. Structural Design of Metal Framing: As described in Section 054000 - Cold-Formed Metal Framing.

3. Structural Design of Stairs: As described in Section 055100 - Metal Stairs.
4. Structural Design of Railings: As described in Section 055213 - Pipe and Tube Railings.
5. Structural Design: Include physical characteristics, engineering calculations, and resulting dimensional limitations as described in Section 084313 - Aluminum-Framed Storefronts.
6. Structural Design: Include calculations for resisting wind loads, anchor locations, loads at points of attachment to building structure, physical characteristics, resulting dimensional limitations as described in Section 084413 - Glazed Aluminum Curtain Walls.

1.7 SUBMITTALS

A. See Section 013000 - Administrative Requirements, for submittal procedures.

B. Design Data: Submit for Architect's knowledge as contract administrator for the limited purpose of assessing compliance with information given and the design concept expressed in the Contract Documents, or for Owner's information.

C. Test Reports: After each test/inspection, promptly submit two copies of report to Architect and to Contractor.
   1. Include:
      a. Date issued.
      b. Project title and number.
      c. Name of inspector.
      d. Date and time of sampling or inspection.
      e. Identification of product and specifications section.
      f. Location in the Project.
      g. Type of test/inspection.
      h. Date of test/inspection.
      i. Results of test/inspection.
      j. Compliance with Contract Documents.
      k. When requested by Architect, provide interpretation of results.
   2. Test report submittals are for Architect's knowledge as contract administrator for the limited purpose of assessing compliance with information given and the design concept expressed in the Contract Documents, or for Owner's information.

D. Certificates: When specified in individual specification sections, submit certification by the manufacturer and Contractor or installation/application subcontractor to Architect, in quantities specified for Product Data.
   1. Indicate material or product complies with or exceeds specified requirements. Submit supporting reference data, affidavits, and certifications as appropriate.

E. Manufacturer's Instructions: When specified in individual specification sections, submit printed instructions for delivery, storage, assembly, installation, start-up, adjusting, and finishing, for the Owner's information. Indicate special procedures, perimeter conditions requiring special attention, and special environmental criteria required for application or installation.

F. Manufacturer's Field Reports: Submit reports for Architect's benefit as contract administrator or for Owner.
   1. Submit for information for the limited purpose of assessing compliance with information given and the design concept expressed in the Contract Documents.

1.8 QUALITY ASSURANCE

A. Testing Agency Qualifications:
   1. Prior to start of work, submit agency name, address, and telephone number, and names of full time registered Engineer and responsible officer.

B. Designer Qualifications: Where professional engineering design services and design data submittals are specifically required of Contractor by Contract Documents, provide services of a Professional Engineer experienced in design of this type of work and licensed in the State in which the Project is located.

1.9 REFERENCES AND STANDARDS

A. For products and workmanship specified by reference to a document or documents not included in the Project Manual, also referred to as reference standards, comply with requirements of the standard, except when more rigid requirements are specified or are required by applicable codes.

B. Comply with reference standard of date of issue current on date of Contract Documents, except where a specific date is established by applicable code.

C. Obtain copies of standards where required by product specification sections.

D. Maintain copy at project site during submittals, planning, and progress of the specific work, until Substantial Completion.

E. Should specified reference standards conflict with Contract Documents, request clarification from Architect before proceeding.

F. Neither the contractual relationships, duties, or responsibilities of the parties in Contract nor those of Architect shall be altered from Contract Documents by mention or inference otherwise in any reference document.

1.10 TESTING AND INSPECTION AGENCIES AND SERVICES

A. Owner will employ and pay for services of an independent testing agency to perform code required testing and inspection.

B. As indicated in individual specification sections, Owner or Contractor shall employ and pay for services of an independent testing agency to perform other specified testing.

C. Employment of agency in no way relieves Contractor of obligation to perform Work in accordance with requirements of Contract Documents.

D. Contractor Employed Agency:
   1. Testing agency: Comply with requirements of ASTM E329, ASTM E543, ASTM E699, ASTM C1021, ASTM C1077, ASTM C1093, ASTM D3740, and _____.

PART 2 PRODUCTS - NOT USED

PART 3 EXECUTION

3.1 CONTROL OF INSTALLATION

A. Monitor quality control over suppliers, manufacturers, products, services, site conditions, and workmanship, to produce work of specified quality.

B. Comply with manufacturers' instructions, including each step in sequence.

C. Should manufacturers' instructions conflict with Contract Documents, request clarification from Architect before proceeding.

D. Comply with specified standards as minimum quality for the work except where more stringent tolerances, codes, or specified requirements indicate higher standards or more precise workmanship.

E. Have work performed by persons qualified to produce required and specified quality.

F. Verify that field measurements are as indicated on shop drawings or as instructed by the manufacturer.

G. Secure products in place with positive anchorage devices designed and sized to withstand stresses, vibration, physical distortion, and disfigurement.

3.2 MOCK-UPS

A. Before installing portions of the Work where mock-ups are required, construct mock-ups in location and size indicated for each form of construction and finish required to comply with the following requirements, using materials indicated for the completed Work. The purpose of mock-up is to demonstrate the proposed range of aesthetic effects and workmanship.

B. Accepted mock-ups establish the standard of quality the Architect will use to judge the Work.

C. Tests shall be performed under provisions identified in this section and identified in the respective product specification sections.

D. Assemble and erect specified items with specified attachment and anchorage devices, flashings, seals, and finishes.

E. Obtain Architect's approval of mock-ups before starting work, fabrication, or construction.

F. Architect will use accepted mock-ups as a comparison standard for the remaining Work.

G. Where mock-up has been accepted by Architect and is specified in product specification sections to be removed, protect mock-up throughout construction, remove mock-up and clear area when directed to do so by Architect.

3.3 TOLERANCES

A. Monitor fabrication and installation tolerance control of products to produce acceptable Work. Do not permit tolerances to accumulate.

B. Comply with manufacturers' tolerances. Should manufacturers' tolerances conflict with Contract Documents, request clarification from Architect before proceeding.

C. Adjust products to appropriate dimensions; position before securing products in place.

3.4 TESTING AND INSPECTION

A. See individual specification sections for testing and inspection required.

B. Testing Agency Duties:
   1. Provide qualified personnel at site. Cooperate with Architect and Contractor in performance of services.
   2. Perform specified sampling and testing of products in accordance with specified standards.
   3. Ascertain compliance of materials and mixes with requirements of Contract Documents.
   4. Promptly notify Architect and Contractor of observed irregularities or non-compliance of Work or products.
   5. Perform additional tests and inspections required by Architect.
   6. Submit reports of all tests/inspections specified.

C. Limits on Testing/Inspection Agency Authority:
   1. Agency may not release, revoke, alter, or enlarge on requirements of Contract Documents.
   2. Agency may not approve or accept any portion of the Work.
   3. Agency may not assume any duties of Contractor.
   4. Agency has no authority to stop the Work.

D. Contractor Responsibilities:
   1. Deliver to agency at designated location, adequate samples of materials proposed to be used that require testing, along with proposed mix designs.
   2. Cooperate with laboratory personnel, and provide access to the Work.
   3. Provide incidental labor and facilities:
      a. To provide access to Work to be tested/inspected.
      b. To obtain and handle samples at the site or at source of Products to be tested/inspected.
      c. To facilitate tests/inspections.
      d. To provide storage and curing of test samples.
   4. Notify Architect and laboratory 24 hours prior to expected time for operations requiring testing/inspection services.
   5. Employ services of an independent qualified testing laboratory and pay for additional samples, tests, and inspections required by Contractor beyond specified requirements.
   6. Arrange with Owner's agency and pay for additional samples, tests, and inspections required by Contractor beyond specified requirements.

E. Re-testing required because of non-compliance with specified requirements shall be performed by the same agency on instructions by Architect.

F. Re-testing required because of non-compliance with specified requirements shall be paid for by Contractor.

3.5 MANUFACTURERS' FIELD SERVICES

A. When specified in individual specification sections, require material or product suppliers or manufacturers to provide qualified staff personnel to observe site conditions, conditions of surfaces and installation, quality of workmanship, start-up of equipment, test, adjust, and balance equipment as applicable, and to initiate instructions when necessary.

B. Report observations and site decisions or instructions given to applicators or installers that are supplemental or contrary to manufacturers' written instructions.

3.6 DEFECT ASSESSMENT

A. Replace Work or portions of the Work not complying with specified requirements.

B. If, in the opinion of Architect, it is not practical to remove and replace the work, Architect will direct an appropriate remedy or adjust payment.

END OF SECTION

SECTION 015000 - TEMPORARY FACILITIES AND CONTROLS

PART 1 GENERAL

1.1 SECTION INCLUDES

A. Temporary utilities.

B. Temporary sanitary facilities.

C. Temporary Controls: Barriers, enclosures, and fencing.

D. Security requirements.

E. Vehicular access and parking.

F. Waste removal facilities and services.

G. Project identification sign.

H. Field offices.

1.2 RELATED REQUIREMENTS

A. Section 015100 - Temporary Utilities.

B. Section 01 7419 - Construction Waste Management: General requirements and procedures for recycling and disposing of construction waste.

1.3 TEMPORARY UTILITIES - SEE SECTION 015100

A. Owner will provide the following:
1. Electrical power and metering, consisting of connection to existing facilities.
2. Water supply, consisting of connection to existing facilities.
3. Contractor will provide connections to existing utilities at location designated by Owner.

1.4 TEMPORARY SANITARY FACILITIES

A. Provide and maintain required facilities and enclosures. Provide at time of project mobilization.

B. Maintain daily in clean and sanitary condition.

1.5 BARRIERS

A. Provide barriers to prevent unauthorized entry to construction areas, to prevent access to areas that could be hazardous to workers or the public, to allow for owner's use of site and to protect existing facilities and adjacent properties from damage from construction operations and demolition.

B. Provide barricades and covered walkways required by governing authorities for public rights-of-way and for public access to existing building.

C. Protect non-owned vehicular traffic, stored materials, site, and structures from damage.

1.6 FENCING

A. Construction: Commercial grade chain link fence.

B. Provide 8 foot high fence around construction site; equip with vehicular and pedestrian gates with locks.

1.7 EXTERIOR ENCLOSURES

A. Provide temporary insulated weather tight closure of exterior openings to accommodate acceptable working conditions and protection for Products, to allow for temporary heating and maintenance of required ambient temperatures identified in individual specification sections, and to prevent entry of unauthorized persons. Provide access doors with self-closing hardware and locks.

1.8 INTERIOR ENCLOSURES

A. Provide temporary partitions and ceilings as indicated to separate work areas from Owner-occupied areas, to prevent penetration of dust and moisture into Owner-occupied areas, and to prevent damage to existing materials and equipment.

B. Construction: Framing and reinforced polyethylene sheet materials with closed joints and sealed edges at intersections with existing surfaces:

1.9 SECURITY - SEE SECTION 013553

A. Provide security and facilities to protect Work, existing facilities, and Owner's operations from unauthorized entry, vandalism, or theft.

1.10 VEHICULAR ACCESS AND PARKING

A. Comply with regulations relating to use of streets and sidewalks, access to emergency facilities, and access for emergency vehicles.

B. Coordinate access and haul routes with governing authorities and Owner.

C. Provide and maintain access to fire hydrants, free of obstructions.

D. Provide means of removing mud from vehicle wheels before entering streets.

E. Provide temporary parking areas to accommodate construction personnel. When site space is not adequate, provide additional off-site parking.

1.11 WASTE REMOVAL

A. Provide waste removal facilities and services as required to maintain the site in clean and orderly condition.

B. Provide containers with lids. Remove trash from site periodically.

C. If materials to be recycled or re-used on the project must be stored on-site, provide suitable non-combustible containers; locate containers holding flammable material outside the structure unless otherwise approved by the authorities having jurisdiction.

D. Open free-fall chutes are not permitted. Terminate closed chutes into appropriate containers with lids.

1.12 PROJECT IDENTIFICATION

A. Provide project identification sign of design and construction indicated on drawings.

B. Erect on site at location indicated.

C. No other signs are allowed without Owner permission except those required by law.

1.13 FIELD OFFICES

A. Office: Weathertight, with lighting, electrical outlets, heating, cooling equipment, and equipped with sturdy furniture, drawing rack, and drawing display table.

B. Provide space for Project meetings, with table and chairs to accommodate 6 persons.

C. Locate offices a minimum distance of 30 feet from existing and new structures.

1.14 REMOVAL OF UTILITIES, FACILITIES, AND CONTROLS

A. Remove temporary utilities, equipment, facilities, materials, prior to Date of Substantial Completion inspection.

B. Remove underground installations to a minimum depth of 2 feet. Grade site as indicated.

C. Clean and repair damage caused by installation or use of temporary work.

D. Restore existing facilities used during construction to original condition.

E. Restore new permanent facilities used during construction to specified condition.

PART 2 PRODUCTS - NOT USED

PART 3 EXECUTION - NOT USED

END OF SECTION

SECTION 016000 - PRODUCT REQUIREMENTS

PART 1 GENERAL

1.1 SECTION INCLUDES

A. General product requirements.

B. Re-use of existing products.

C. Transportation, handling, storage and protection.

D. Product option requirements.

E. Substitution limitations.

F. Maintenance materials, including extra materials, spare parts, tools, and software.

1.2 RELATED REQUIREMENTS

A. Section 012500 - Substitution Procedures: Substitutions made during procurement and/or construction phases.

B. Section 016116 - Volatile Organic Compound (VOC) Content Restrictions: Requirements for VOC-restricted product categories.

C. Section 017419 - Construction Waste Management and Disposal: Waste disposal requirements potentially affecting product selection, packaging and substitutions.

1.3 REFERENCE STANDARDS

A. EN 15804 - Sustainability of Construction Works - Environmental Product Declarations - Core Rules for the Product Category of Construction Products; 2022 (Corrigendum 2021).

B. ISO 14025 - Environmental Labels and Declarations - Type III Environmental Declarations - Principles and Procedures; 2006.

C. ISO 14040 - Environmental Management - Life Cycle Assessment - Principles and Framework; 2006, with Amendment (2020).

D. ISO 14044 - Environmental Management - Life Cycle Assessment - Requirements and Guidelines; 2006, with Amendment (2020).

E. ISO 21930 - Sustainability in Buildings and Civil Engineering Works — Core Rules for Environmental Product Declarations of Construction Products and Services; 2017.

1.4 SUBMITTALS

A. Product Data Submittals: Submit manufacturer's standard published data. Mark each copy to identify applicable products, models, options, and other data. Supplement manufacturers' standard data to provide information specific to this Project.

B. Shop Drawing Submittals: Prepared specifically for this Project; indicate utility and electrical characteristics, utility connection requirements, and location of utility outlets for service for functional equipment and appliances.

C. Sample Submittals: Illustrate functional and aesthetic characteristics of the product, with integral parts and attachment devices. Coordinate sample submittals for interfacing work.
   1. For selection from standard finishes, submit samples of the full range of the manufacturer's standard colors, textures, and patterns.

1.5 QUALITY ASSURANCE

A. Environmental Product Declaration (EPD): Publicly available, critically reviewed life cycle analysis having at least a cradle-to-gate scope.
   1. Good: Product-specific; compliant with ISO 14044.
   2. Better: Industry-wide, generic; compliant with ISO 21930, or with ISO 14044, ISO 14040, ISO 14025, and EN 15804; Type III third-party certification with external verification, in which the manufacturer is recognized as the program operator.
   3. Best: Commercial-product-specific; compliant with ISO 21930, or with ISO 14044, ISO 14040, ISO 14025, and EN 15804; Type III third-party certification with external verification, in which the manufacturer is recognized as the program operator.
   4. Where demonstration of impact reduction below industry average is required, submit both industry-wide and commercial-product-specific declarations; or submit at least 5 declarations for products of the same type by other manufacturers in the same industry.

B. Health Product Declarations (HPD): Complete, published declaration with full disclosure of known hazards, prepared using one of the HPDC (HPD-OLT) online tools.

C. Regional Materials: Materials that are extracted, harvested, recovered, and manufactured within a radius of 100 miles from the Project site.

PART 2 PRODUCTS

2.1 EXISTING PRODUCTS

A. Do not use materials and equipment removed from existing premises unless specifically required or permitted by Contract Documents.

B. Unforeseen historic items encountered remain the property of the Owner; notify Owner promptly upon discovery; protect, remove, handle, and store as directed by Owner.

C. Existing materials and equipment indicated to be removed, but not to be re-used, relocated, reinstalled, delivered to the Owner, or otherwise indicated as to remain the property of the Owner, become the property of the Contractor; remove from site.

2.2 NEW PRODUCTS

A. Provide new products unless specifically required or permitted by Contract Documents.

B. Use of products having any of the following characteristics is not permitted:
   1. Made using or containing CFC's or HCFC's.
   2. Made of wood from newly cut old growth timber.
   3. Containing lead, cadmium, or asbestos.

C. Where other criteria are met, Contractor shall give preference to products that:
   1. If used on interior, have lower emissions, as defined in Section 016116.
   2. If wet-applied, have lower VOC content, as defined in Section 016116.
   3. Are extracted, harvested, and/or manufactured closer to the location of the project.
   4. Have longer documented life span under normal use.
   5. Have a published Environmental Product Declaration (EPD).
   6. Have a published Health Product Declaration (HPD).

2.3 PRODUCT OPTIONS

A. Products Specified by Reference Standards or by Description Only: Use any product meeting those standards or description.

B. Products Specified by Naming One or More Manufacturers: Use a product of one of the manufacturers named and meeting specifications, no options or substitutions allowed.

C. Products Specified by Naming One or More Manufacturers with a Provision for Substitutions: Submit a request for substitution for any manufacturer not named.

D. Products with a Basis of Design listed either in the specifications or in the Drawings: Use the Basis of Design product, or submit a request for substitution for a comparable product meeting the product requirements. Substitutions may be permitted from a list of named manufacturers, or by other manufacturers, depending on the specified product.

2.4 MAINTENANCE MATERIALS

A. Furnish extra materials, spare parts, tools, and software of types and in quantities specified in individual specification sections.

B. Deliver to Project site; obtain receipt prior to final payment.

PART 3 EXECUTION

3.1 SUBSTITUTION LIMITATIONS

A. See Section 012500 - Substitution Procedures.

3.2 TRANSPORTATION AND HANDLING

A. Package products for shipment in manner to prevent damage; for equipment, package to avoid loss of factory calibration.

B. If special precautions are required, attach instructions prominently and legibly on outside of packaging.

C. Coordinate schedule of product delivery to designated prepared areas in order to minimize site storage time and potential damage to stored materials.

D. Transport and handle products in accordance with manufacturer's instructions.

E. Transport materials in covered trucks to prevent contamination of product and littering of surrounding areas.

F. Promptly inspect shipments to ensure that products comply with requirements, quantities are correct, and products are undamaged.

G. Provide equipment and personnel to handle products by methods to prevent soiling, disfigurement, or damage, and to minimize handling.

H. Arrange for the return of packing materials, such as wood pallets, where economically feasible.

3.3 STORAGE AND PROTECTION

A. Provide protection of stored materials and products against theft, casualty, or deterioration.

B. Designate receiving/storage areas for incoming products so that they are delivered according to installation schedule and placed convenient to work area in order to minimize waste due to excessive materials handling and misapplication. See Section 017419.
   1. Structural Loading Limitations: Handle and store products and materials so as not to exceed static and dynamic load-bearing capacities of project floor and roof areas.

C. Store and protect products in accordance with manufacturers' instructions.

D. Store with seals and labels intact and legible.

E. Store sensitive products in weathertight, climate-controlled enclosures in an environment favorable to product.

F. For exterior storage of fabricated products, place on sloped supports above ground.

G. Protect products from damage or deterioration due to construction operations, weather, precipitation, humidity, temperature, sunlight and ultraviolet light, dirt, dust, and other contaminants.

H. Comply with manufacturer's warranty conditions, if any.

I. Do not store products directly on the ground.

J. Cover products subject to deterioration with impervious sheet covering. Provide ventilation to prevent condensation and degradation of products.

K. Prevent contact with material that may cause corrosion, discoloration, or staining.

L. Provide equipment and personnel to store products by methods to prevent soiling, disfigurement, or damage.

M. Arrange storage of products to permit access for inspection. Periodically inspect to verify products are undamaged and are maintained in acceptable condition.

END OF SECTION

SECTION 017000 - EXECUTION AND CLOSEOUT REQUIREMENTS

PART 1 GENERAL

1.1 SECTION INCLUDES

A. Examination, preparation, and general installation procedures.

B. Requirements for alterations work, including selective demolition, except removal, disposal, and/or remediation of hazardous materials and toxic substances.

C. Pre-installation meetings.

D. Cutting and patching.

E. Surveying for laying out the work.

F. Cleaning and protection.

G. Starting of systems and equipment.

H. Demonstration and instruction of Owner personnel.

I. Closeout procedures, including Contractor's Correction Punch List, except payment procedures.

J. General requirements for maintenance service.

1.2 RELATED REQUIREMENTS

A. Section 011000 - Summary: Limitations on working in existing building; continued occupancy; work sequence; identification of salvaged and relocated materials.

B. Section 013000 - Administrative Requirements: Submittals procedures, Electronic document submittal service.

C. Section 014000 - Quality Requirements: Testing and inspection procedures.

D. Section 015000 - Temporary Facilities and Controls: Temporary exterior enclosures.

E. Section 015000 - Temporary Facilities and Controls: Temporary interior partitions.

F. Section 017419 - Construction Waste Management and Disposal: Additional procedures for trash/waste removal, recycling, salvage, and reuse.

G. Section 017800 - Closeout Submittals: Project record documents, operation and maintenance data, warranties, and bonds.

H. Section 017900 - Demonstration and Training: Demonstration of products and systems to be commissioned and where indicated in specific specification sections

I. Section 078400 - Firestopping.

1.3 REFERENCE STANDARDS

A. NFPA 241 - Standard for Safeguarding Construction, Alteration, and Demolition Operations; 2022, with Errata (2021).

1.4 SUBMITTALS

A. See Section 013000 - Administrative Requirements, for submittal procedures.

B. Survey work: Submit name, address, and telephone number of Surveyor before starting survey work.
   1. On request, submit documentation verifying accuracy of survey work.
   2. Submit a copy of site drawing signed by the Land Surveyor, that the elevations and locations of the work are in compliance with Contract Documents.
   3. Submit surveys and survey logs for the project record.

C. Cutting and Patching: Submit written request in advance of cutting or alteration that affects:
   1. Structural integrity of any element of Project.
   2. Integrity of weather exposed or moisture resistant element.
   3. Efficiency, maintenance, or safety of any operational element.
   4. Visual qualities of sight exposed elements.
   5. Work of Owner or separate Contractor.

D. Project Record Documents: Accurately record actual locations of capped and active utilities.

1.5 QUALIFICATIONS

A. For surveying work, employ a land surveyor registered in the State in which the Project is located and acceptable to Architect. Submit evidence of surveyor's Errors and Omissions insurance coverage in the form of an Insurance Certificate. Employ only individual(s) trained and experienced in collecting and recording accurate data relevant to ongoing construction activities,

B. For field engineering, employ a professional engineer of the discipline required for specific service on Project, licensed in the State in which the Project is located. Employ only individual(s) trained and experienced in establishing and maintaining horizontal and vertical control points necessary for laying out construction work on project of similar size, scope and/or complexity.

C. For design of temporary shoring and bracing, employ a Professional Engineer experienced in design of this type of work and licensed in the State in which the Project is located.

1.6 PROJECT CONDITIONS

A. Use of explosives is not permitted.

B. Grade site to drain. Maintain excavations free of water. Provide, operate, and maintain pumping equipment.

C. Protect site from puddling or running water. Provide water barriers as required to protect site from soil erosion.

D. Ventilate enclosed areas to assist cure of materials, to dissipate humidity, and to prevent accumulation of dust, fumes, vapors, or gases.

E. Dust Control: Execute work by methods to minimize raising dust from construction operations. Provide positive means to prevent air-borne dust from dispersing into atmosphere and over adjacent property.
   1. Provide dust-proof enclosures to prevent entry of dust generated outdoors.
   2. Provide dust-proof barriers between construction areas and areas continuing to be occupied by Owner.

F. Noise Control: Provide methods, means, and facilities to minimize noise produced by construction operations.
   1. At All Times: Excessively noisy tools and operations will not be tolerated inside the building at any time of day; excessively noisy includes jackhammers.
   2. Outdoors: Limit conduct of especially noisy exterior work to the hours of 8 am to 5 pm.
   3. Indoors: Limit conduct of especially noisy interior work to the hours of 6 pm to 7 am.

G. Pest and Rodent Control: Provide methods, means, and facilities to prevent pests and insects from damaging the work.

H. Pollution Control: Provide methods, means, and facilities to prevent contamination of soil, water, and atmosphere from discharge of noxious, toxic substances, and pollutants produced by construction operations. Comply with federal, state, and local regulations.

1.7 COORDINATION

A. Coordinate scheduling, submittals, and work of the various sections of the Project Manual to ensure efficient and orderly sequence of installation of interdependent construction elements, with provisions for accommodating items installed later.

B. Notify affected utility companies and comply with their requirements.

C. Verify that utility requirements and characteristics of new operating equipment are compatible with building utilities. Coordinate work of various sections having interdependent responsibilities for installing, connecting to, and placing in service, such equipment.

D. Coordinate space requirements, supports, and installation of mechanical and electrical work that are indicated diagrammatically on drawings. Follow routing indicated for pipes, ducts, and conduit, as closely as practicable; place runs parallel with lines of building. Utilize spaces efficiently to maximize accessibility for other installations, for maintenance, and for repairs.

E. In finished areas except as otherwise indicated, conceal pipes, ducts, and wiring within the construction. Coordinate locations of fixtures and outlets with finish elements.

F. Coordinate completion and clean-up of work of separate sections.

G. After Owner occupancy of premises, coordinate access to site for correction of defective work and work not in accordance with Contract Documents, to minimize disruption of Owner's activities.

PART 2 PRODUCTS

2.1 PATCHING MATERIALS

A. New Materials: As specified in product sections; match existing products and work for patching and extending work.

B. Type and Quality of Existing Products: Determine by inspecting and testing products where necessary, referring to existing work as a standard.

C. Product Substitution: For any proposed change in materials, submit request for substitution described in Section 016000 - Product Requirements.

PART 3 EXECUTION

3.1 EXAMINATION

A. Verify that existing site conditions and substrate surfaces are acceptable for subsequent work. Start of work means acceptance of existing conditions.

B. Verify that existing substrate is capable of structural support or attachment of new work being applied or attached.

C. Examine and verify specific conditions described in individual specification sections.

D. Take field measurements before confirming product orders or beginning fabrication, to minimize waste due to over-ordering or misfabrication.

E. Verify that utility services are available, of the correct characteristics, and in the correct locations.

F. Prior to Cutting: Examine existing conditions prior to commencing work, including elements subject to damage or movement during cutting and patching. After uncovering existing work, assess conditions affecting performance of work. Beginning of cutting or patching means acceptance of existing conditions.

3.2 PREPARATION

A. Clean substrate surfaces prior to applying next material or substance.

B. Seal cracks or openings of substrate prior to applying next material or substance.

C. Apply manufacturer required or recommended substrate primer, sealer, or conditioner prior to applying any new material or substance in contact or bond.

3.3 PREINSTALLATION MEETINGS

A. When required in individual specification sections, convene a preinstallation meeting at the site prior to commencing work of the section.

B. Require attendance of parties directly affecting, or affected by, work of the specific section.

C. Notify Architect four days in advance of meeting date.

D. Prepare agenda and preside at meeting:
   1. Review conditions of examination, preparation and installation procedures.
   2. Review coordination with related work.

E. Record minutes and distribute copies within two days after meeting to participants, with two copies to Architect, Owner, participants, and those affected by decisions made.

3.4 LAYING OUT THE WORK

A. Verify locations of survey control points prior to starting work.

B. Promptly notify Architect of any discrepancies discovered.

C. Contractor shall locate and protect survey control and reference points.

D. Protect survey control points prior to starting site work; preserve permanent reference points during construction.

E. Promptly report to Architect the loss or destruction of any reference point or relocation required because of changes in grades or other reasons.

F. Replace dislocated survey control points based on original survey control. Make no changes without prior written notice to Architect.

G. Utilize recognized engineering survey practices.

H. Establish elevations, lines and levels. Locate and lay out by instrumentation and similar appropriate means:
   1. Site improvements including pavements; stakes for grading, fill and topsoil placement; utility locations, slopes, and invert elevations.
   2. Grid or axis for structures.
   3. Building foundation, column locations, ground floor elevations.

I. Periodically verify layouts by same means.

J. Maintain a complete and accurate log of control and survey work as it progresses.

3.5 GENERAL INSTALLATION REQUIREMENTS

A. In addition to compliance with regulatory requirements, conduct construction operations in compliance with NFPA 241, including applicable recommendations in Appendix A.

B. Install products as specified in individual sections, in accordance with manufacturer's instructions and recommendations, and so as to avoid waste due to necessity for replacement.

C. Make vertical elements plumb and horizontal elements level, unless otherwise indicated.

D. Install equipment and fittings plumb and level, neatly aligned with adjacent vertical and horizontal lines, unless otherwise indicated.

E. Make consistent texture on surfaces, with seamless transitions, unless otherwise indicated.

F. Make neat transitions between different surfaces, maintaining texture and appearance.

3.6 ALTERATIONS

A. Drawings showing existing construction and utilities are based on casual field observation and existing record documents only.
   1. Verify that construction and utility arrangements are as indicated.
   2. Report discrepancies to Architect before disturbing existing installation.
   3. Beginning of alterations work constitutes acceptance of existing conditions.

B. Keep areas in which alterations are being conducted separated from other areas that are still occupied.
   1. Provide, erect, and maintain temporary dustproof partitions of construction specified in Section 015000 .

C. Maintain weatherproof exterior building enclosure except for interruptions required for replacement or modifications; take care to prevent water and humidity damage.
   1. Where openings in exterior enclosure exist, provide construction to make exterior enclosure weatherproof.
   2. Insulate existing ducts or pipes that are exposed to outdoor ambient temperatures by alterations work.

D. Remove existing work as indicated and as required to accomplish new work.
   1. Remove items indicated on drawings.
   2. Relocate items indicated on drawings.
   3. Where new surface finishes are to be applied to existing work, perform removals, patch, and prepare existing surfaces as required to receive new finish; remove existing finish if necessary for successful application of new finish.
   4. Where new surface finishes are not specified or indicated, patch holes and damaged surfaces to match adjacent finished surfaces as closely as possible.

E. Services (Including but not limited to HVAC, Plumbing, Fire Protection, Electrical, and Telecommunications): Remove, relocate, and extend existing systems to accommodate new construction.
   1. Maintain existing active systems that are to remain in operation; maintain access to equipment and operational components; if necessary, modify installation to allow access or provide access panel.

2. Where existing systems or equipment are not active and Contract Documents require reactivation, put back into operational condition; repair supply, distribution, and equipment as required.
3. Where existing active systems serve occupied facilities but are to be replaced with new services, maintain existing systems in service until new systems are complete and ready for service.
   a. Disable existing systems only to make switchovers and connections; minimize duration of outages.
   b. Provide temporary connections as required to maintain existing systems in service.
4. Verify that abandoned services serve only abandoned facilities.
5. Remove abandoned pipe, ducts, conduits, and equipment , including those above accessible ceilings; remove back to source of supply where possible, otherwise cap stub and tag with identification; patch holes left by removal using materials specified for new construction.

F. Protect existing work to remain.
   1. Prevent movement of structure; provide shoring and bracing if necessary.
   2. Perform cutting to accomplish removals neatly and as specified for cutting new work.
   3. Repair adjacent construction and finishes damaged during removal work.

G. Adapt existing work to fit new work: Make as neat and smooth transition as possible.
   1. When existing finished surfaces are cut so that a smooth transition with new work is not possible, terminate existing surface along a straight line at a natural line of division and make recommendation to Architect.
   2. Where removal of partitions or walls results in adjacent spaces becoming one, rework floors, walls, and ceilings to a smooth plane without breaks, steps, or bulkheads.
   3. Where a change of plane of 1/4 inch or more occurs in existing work, submit recommendation for providing a smooth transition for Architect review and request instructions.

H. Patching: Where the existing surface is not indicated to be refinished, patch to match the surface finish that existed prior to cutting. Where the surface is indicated to be refinished, patch so that the substrate is ready for the new finish.

I. Refinish existing surfaces as indicated:
   1. Where rooms or spaces are indicated to be refinished, refinish all visible existing surfaces to remain to the specified condition for each material, with a neat transition to adjacent finishes.
   2. If mechanical or electrical work is exposed accidentally during the work, re-cover and refinish to match.

J. Clean existing systems and equipment.

K. Remove demolition debris and abandoned items from alterations areas and dispose of off-site; do not burn or bury.

L. Do not begin new construction in alterations areas before demolition is complete.

M. Comply with all other applicable requirements of this section.

3.7 CUTTING AND PATCHING

A. Whenever possible, execute the work by methods that avoid cutting or patching.

B. See Alterations article above for additional requirements.

C. Perform whatever cutting and patching is necessary to:
   1. Complete the work.
   2. Fit products together to integrate with other work.
   3. Provide openings for penetration of mechanical, electrical, and other services.
   4. Match work that has been cut to adjacent work.
   5. Repair areas adjacent to cuts to required condition.
   6. Repair new work damaged by subsequent work.
   7. Remove samples of installed work for testing when requested.
   8. Remove and replace defective and non-complying work.

D. Execute work by methods that avoid damage to other work and that will provide appropriate surfaces to receive patching and finishing.

E. Employ skilled and experienced installer to perform cutting for weather exposed and moisture resistant elements, and sight exposed surfaces.

F. Cut rigid materials using masonry saw or core drill. Pneumatic tools not allowed without prior approval.

G. Restore work with new products in accordance with requirements of Contract Documents.

H. Fit work air tight to pipes, sleeves, ducts, conduit, and other penetrations through surfaces.

I. At penetrations of fire rated walls, partitions, ceiling, or floor construction, completely seal voids with fire rated material , to full thickness of the penetrated element.

J. Patching:
   1. Finish patched surfaces to match finish that existed prior to patching. On continuous surfaces, refinish to nearest intersection or natural break. For an assembly, refinish entire unit.
   2. Match color, texture, and appearance.
   3. Repair patched surfaces that are damaged, lifted, discolored, or showing other imperfections due to patching work. If defects are due to condition of substrate, repair substrate prior to repairing finish.

3.8 PROGRESS CLEANING

A. Maintain areas free of waste materials, debris, and rubbish. Maintain site in a clean and orderly condition.

B. Remove debris and rubbish from pipe chases, plenums, attics, crawl spaces, and other closed or remote spaces, prior to enclosing the space.

C. Broom and vacuum clean interior areas prior to start of surface finishing, and continue cleaning to eliminate dust.

D. Collect and remove waste materials, debris, and trash/rubbish from site periodically and dispose off-site; do not burn or bury.

3.9 PROTECTION OF INSTALLED WORK

A. Protect installed work from damage by construction operations.

B. Provide special protection where specified in individual specification sections.

C. Provide temporary and removable protection for installed products. Control activity in immediate work area to prevent damage.

D. Provide protective coverings at walls, projections, jambs, sills, and soffits of openings.

E. Protect finished floors, stairs, and other surfaces from traffic, dirt, wear, damage, or movement of heavy objects, by protecting with durable sheet materials.

F. Prohibit traffic or storage upon waterproofed or roofed surfaces. If traffic or activity is necessary, obtain recommendations for protection from waterproofing or roofing material manufacturer.

G. Remove protective coverings when no longer needed; reuse or recycle coverings if possible.

3.10 SYSTEM STARTUP

A. Coordinate schedule for start-up of various equipment and systems.

B. Verify that each piece of equipment or system has been checked for proper lubrication, drive rotation, belt tension, control sequence, and for conditions that may cause damage.

C. Verify tests, meter readings, and specified electrical characteristics agree with those required by the equipment or system manufacturer.

D. Verify that wiring and support components for equipment are complete and tested.

E. Execute start-up under supervision of applicable Contractor personnel and manufacturer's representative in accordance with manufacturers' instructions.

F. When specified in individual specification Sections, require manufacturer to provide authorized representative to be present at site to inspect, check, and approve equipment or system installation prior to start-up, and to supervise placing equipment or system in operation.

G. Submit a written report that equipment or system has been properly installed and is functioning correctly.

3.11 DEMONSTRATION AND INSTRUCTION

A. See Section 017900 - Demonstration and Training.

B. Demonstrate operation and maintenance of products to Owner's personnel two weeks prior to date of Substantial Completion.

3.12 ADJUSTING

A. Adjust operating products and equipment to ensure smooth and unhindered operation.

3.13 FINAL CLEANING

A. Execute final cleaning after Substantial Completion but before making final application for payment.
   1. Clean areas to be occupied by Owner prior to final completion before Owner occupancy.

B. Use cleaning materials that are nonhazardous.

C. Clean interior and exterior glass, surfaces exposed to view; remove temporary labels, stains and foreign substances, polish transparent and glossy surfaces, vacuum carpeted and soft surfaces.

D. Remove all labels that are not permanent. Do not paint or otherwise cover fire test labels or nameplates on mechanical and electrical equipment.

E. Clean equipment and fixtures to a sanitary condition with cleaning materials appropriate to the surface and material being cleaned.

F. Clean filters of operating equipment.

G. Clean debris from roofs, gutters, downspouts, scuppers, overflow drains, area drains, and drainage systems.

H. Clean site; sweep paved areas, rake clean landscaped surfaces.

I. Remove waste, surplus materials, trash/rubbish, and construction facilities from the site; dispose of in legal manner; do not burn or bury.

3.14 CLOSEOUT PROCEDURES

A. Make submittals that are required by governing or other authorities.
   1. Provide copies to Architect and Owner.

B. Accompany Project Coordinator on preliminary inspection to determine items to be listed for completion or correction in the Contractor's Correction Punch List for Contractor's Notice of Substantial Completion.

C. Notify Architect when work is considered ready for Architect's Substantial Completion inspection.

D. Submit written certification containing Contractor's Correction Punch List, that Contract Documents have been reviewed, work has been inspected, and that work is complete in accordance with Contract Documents and ready for Architect's Substantial Completion inspection.

E. Conduct Substantial Completion inspection and create Final Correction Punch List containing Architect's and Contractor's comprehensive list of items identified to be completed or corrected and submit to Architect.

F. Correct items of work listed in Final Correction Punch List and comply with requirements for access to Owner-occupied areas.

G. Notify Architect when work is considered finally complete and ready for Architect's Substantial Completion final inspection.

H. Complete items of work determined by Architect listed in executed Certificate of Substantial Completion.

3.15 MAINTENANCE

A. Provide service and maintenance of components indicated in specification sections.

B. Maintenance Period: As indicated in specification sections or, if not indicated, not less than one year from the Date of Substantial Completion or the length of the specified warranty, whichever is longer.

C. Examine system components at a frequency consistent with reliable operation. Clean, adjust, and lubricate as required.

D. Include systematic examination, adjustment, and lubrication of components. Repair or replace parts whenever required. Use parts produced by the manufacturer of the original component.

E. Maintenance service shall not be assigned or transferred to any agent or subcontractor without prior written consent of the Owner.

END OF SECTION

SECTION 017800 - CLOSEOUT SUBMITTALS

PART 1 GENERAL

1.1 SECTION INCLUDES

A. Project record documents.

B. Operation and maintenance data.

C. Warranties and bonds.

1.2 RELATED REQUIREMENTS

A. Section 013000 - Administrative Requirements: Submittals procedures, shop drawings, product data, and samples.

B. Section 017000 - Execution and Closeout Requirements: Contract closeout procedures.

C. Individual Product Sections: Specific requirements for operation and maintenance data.

D. Individual Product Sections: Warranties required for specific products or Work.

1.3 SUBMITTALS

A. Project Record Documents: Submit documents to Architect with claim for final Application for Payment.
   1. Provide (1) hard copy of project record documents and an electronic copy

B. Operation and Maintenance Data:
   1. Submit two copies of preliminary draft or proposed formats and outlines of contents before start of Work. Architect will review draft and return one copy with comments.
   2. For equipment, or component parts of equipment put into service during construction and operated by Owner, submit completed documents within ten days after acceptance.
   3. Submit one copy of completed documents 15 days prior to final inspection. This copy will be reviewed and returned, with Architect comments. Revise content of all document sets as required prior to final submission.
   4. Submit two sets of revised final documents in final form within 10 days after final inspection.

C. Warranties and Bonds:
   1. For equipment or component parts of equipment put into service during construction with Owner's permission, submit documents within 10 days after acceptance.
   2. Make other submittals within 10 days after Date of Substantial Completion, prior to final Application for Payment.

3. For items of Work for which acceptance is delayed beyond Date of Substantial Completion, submit within 10 days after acceptance, listing the date of acceptance as the beginning of the warranty period.

PART 2 PRODUCTS - NOT USED

PART 3 EXECUTION

3.1 PROJECT RECORD DOCUMENTS

A. Maintain on site one set of the following record documents; record actual revisions to the Work:
   1. Drawings.
   2. Specifications.
   3. Addenda.
   4. Change Orders and other modifications to the Contract.
   5. Reviewed shop drawings, product data, and samples.
   6. Manufacturer's instruction for assembly, installation, and adjusting.

B. Ensure entries are complete and accurate, enabling future reference by Owner.

C. Store record documents separate from documents used for construction.

D. Record information concurrent with construction progress.

E. Specifications: Legibly mark and record at each product section description of actual products installed, including the following:
   1. Manufacturer's name and product model and number.
   2. Product substitutions or alternates utilized.
   3. Changes made by Addenda and modifications.

F. Record Drawings and Shop Drawings: Legibly mark each item to record actual construction including:
   1. Measured depths of foundations in relation to finish first floor datum.
   2. Measured horizontal and vertical locations of underground utilities and appurtenances, referenced to permanent surface improvements.
   3. Measured locations of internal utilities and appurtenances concealed in construction, referenced to visible and accessible features of the Work.
   4. Field changes of dimension and detail.
   5. Details not on original Contract drawings.

3.2 OPERATION AND MAINTENANCE DATA

A. Source Data: For each product or system, list names, addresses and telephone numbers of Subcontractors and suppliers, including local source of supplies and replacement parts.

B. Product Data: Mark each sheet to clearly identify specific products and component parts, and data applicable to installation. Delete inapplicable information.

C. Drawings: Supplement product data to illustrate relations of component parts of equipment and systems, to show control and flow diagrams. Do not use Project Record Documents as maintenance drawings.

D. Typed Text: As required to supplement product data. Provide logical sequence of instructions for each procedure, incorporating manufacturer's instructions.

3.3 OPERATION AND MAINTENANCE DATA FOR MATERIALS AND FINISHES

A. For Each Product, Applied Material, and Finish:
   1. Product data, with catalog number, size, composition, and color and texture designations.
   2. Information for re-ordering custom manufactured products.

B. Instructions for Care and Maintenance: Manufacturer's recommendations for cleaning agents and methods, precautions against detrimental cleaning agents and methods, and recommended schedule for cleaning and maintenance.

C. Moisture protection and weather-exposed products: Include product data listing applicable reference standards, chemical composition, and details of installation. Provide recommendations for inspections, maintenance, and repair.

D. Additional information as specified in individual product specification sections.

E. Where additional instructions are required, beyond the manufacturer's standard printed instructions, have instructions prepared by personnel experienced in the operation and maintenance of the specific products.

3.4 OPERATION AND MAINTENANCE DATA FOR EQUIPMENT AND SYSTEMS

A. For Each Item of Equipment and Each System:
   1. Description of unit or system, and component parts.
   2. Identify function, normal operating characteristics, and limiting conditions.
   3. Include performance curves, with engineering data and tests.
   4. Complete nomenclature and model number of replaceable parts.

B. Where additional instructions are required, beyond the manufacturer's standard printed instructions, have instructions prepared by personnel experienced in the operation and maintenance of the specific products.

C. Panelboard Circuit Directories: Provide electrical service characteristics, controls, and communications; typed.

D. Include color coded wiring diagrams as installed.

E. Operating Procedures: Include start-up, break-in, and routine normal operating instructions and sequences. Include regulation, control, stopping, shut-down, and emergency instructions. Include summer, winter, and any special operating instructions.

F. Maintenance Requirements: Include routine procedures and guide for preventative maintenance and trouble shooting; disassembly, repair, and reassembly instructions; and alignment, adjusting, balancing, and checking instructions.

G. Provide servicing and lubrication schedule, and list of lubricants required.

H. Include manufacturer's printed operation and maintenance instructions.

I. Include sequence of operation by controls manufacturer.

J. Provide original manufacturer's parts list, illustrations, assembly drawings, and diagrams required for maintenance.

K. Provide control diagrams by controls manufacturer as installed.

L. Provide Contractor's coordination drawings, with color coded piping diagrams as installed.

M. Provide charts of valve tag numbers, with location and function of each valve, keyed to flow and control diagrams.

N. Provide list of original manufacturer's spare parts, current prices, and recommended quantities to be maintained in storage.

O. Include test and balancing reports.

P. Additional Requirements: As specified in individual product specification sections.

3.5 ASSEMBLY OF OPERATION AND MAINTENANCE MANUALS

A. Assemble operation and maintenance data into durable manuals for Owner's personnel use, with data arranged in the same sequence as, and identified by, the specification sections.

B. Where systems involve more than one specification section, provide separate tabbed divider for each system.

C. Binders: Commercial quality, 8-1/2 by 11 inch three D side ring binders with durable plastic covers; 2 inch maximum ring size. When multiple binders are used, correlate data into related consistent groupings.

D. Cover: Identify each binder with typed or printed title OPERATION AND MAINTENANCE INSTRUCTIONS; identify title of Project; identify subject matter of contents.

E. Project Directory: Title and address of Project; names, addresses, and telephone numbers of Architect, Consultants, Contractor and subcontractors, with names of responsible parties.

F. Tables of Contents: List every item separated by a divider, using the same identification as on the divider tab; where multiple volumes are required, include all volumes Tables of Contents in each volume, with the current volume clearly identified.

G. Dividers: Provide tabbed dividers for each separate product and system; identify the contents on the divider tab; immediately following the divider tab include a description of product and major component parts of equipment.

H. Text: Manufacturer's printed data, or typewritten data on 20 pound paper.

I. Drawings: Provide with reinforced punched binder tab. Bind in with text; fold larger drawings to size of text pages.

J. Arrangement of Contents: Organize each volume in parts as follows:
   1. Project Directory.
   2. Table of Contents, of all volumes, and of this volume.
   3. Operation and Maintenance Data: Arranged by system, then by product category.
      a. Source data.
      b. Operation and maintenance data.
      c. Field quality control data.
      d. Photocopies of warranties and bonds.

3.6 WARRANTIES AND BONDS

A. Obtain warranties and bonds, executed in duplicate by responsible Subcontractors, suppliers, and manufacturers, within 10 days after completion of the applicable item of work. Except for items put into use with Owner's permission, leave date of beginning of time of warranty until Date of Substantial completion is determined.

B. Verify that documents are in proper form, contain full information, and are notarized.

C. Co-execute submittals when required.

D. Retain warranties and bonds until time specified for submittal.

E. Include originals of each in operation and maintenance manuals, indexed separately on Table of Contents.

END OF SECTION

SECTION 017900 - DEMONSTRATION AND TRAINING

PART 1 GENERAL

1.1 SUMMARY

A. A. Demonstration of products and systems where indicated in specific specification

B. Training of Owner personnel in operation and maintenance is required for:
   1. All software-operated systems.
   2. HVAC systems and equipment.
   3. Plumbing equipment.
   4. Electrical systems and equipment.
   5. Landscape irrigation.
   6. Items specified in individual product Sections.

C. Training of Owner personnel in care, cleaning, maintenance, and repair is required for:
   1. Roofing, waterproofing, and other weather-exposed or moisture protection products.
   2. Exterior masonry.
   3. Finishes, including flooring, wall finishes, ceiling finishes.
   4. Fixtures and fittings.
   5. Items specified in individual product Sections.

1.2 SUBMITTALS

A. See Section 013000 - Administrative Requirements, for submittal procedures.
   1. Make all submittals specified in this section, and elsewhere where indicated for commissioning purposes, directly to the Commissioning Authority.
   2. Submit one copy to the Commissioning Authority, not to be returned.
   3. Submittals indicated as "Draft" are intended for the use of the Commissioning Authority in preparation of overall Training Plan; submit in editable electronic format, Microsoft Word 2003 preferred.

1.3 QUALITY ASSURANCE

A. Instructor Qualifications: Familiar with design, operation, maintenance and troubleshooting of the relevant products and systems.
   1. Provide as instructors the most qualified trainer of those contractors and/or installers who actually supplied and installed the systems and equipment.
   2. Where a single person is not familiar with all aspects, provide specialists with necessary qualifications.

PART 2 PRODUCTS - NOT USED

PART 3 EXECUTION

END OF SECTION

SECTION 024100 - DEMOLITION

PART 1 GENERAL

1.1 SECTION INCLUDES

A. Selective demolition of building elements for alteration purposes.

1.2 DEFINITIONS

A. Demolition: Dismantle, raze, destroy or wreck any building or structure or any part thereof.

B. Remove: Detach or dismantle items from existing construction and dispose of them off site, unless items are indicated to be salvaged or reinstalled.

C. Remove and Salvage: Detach or dismantle items from existing construction in a manner to prevent damage. Clean, package, label and deliver salvaged items to Owner in ready-for-reuse condition.

D. Remove and Reinstall: Detach or dismantle items from existing construction in a manner to prevent damage. Clean and prepare for reuse and reinstall where indicated.

E. Existing to Remain: Designation for existing items that are not to be removed and that are not otherwise indicated to be salvaged or reinstalled.

1.3 REFERENCE STANDARDS

A. NFPA 241 - Standard for Safeguarding Construction, Alteration, and Demolition Operations; 2022, with Errata (2021).

PART 2 PRODUCTS -- NOT USED

PART 3 EXECUTION

3.1 GENERAL PROCEDURES AND PROJECT CONDITIONS

A. Comply with applicable codes and regulations for demolition operations and safety of adjacent structures and the public.
   1. Obtain required permits.
   2. Comply with applicable requirements of NFPA 241.
   3. Use of explosives is not permitted.
   4. Take precautions to prevent catastrophic or uncontrolled collapse of structures to be removed; do not allow worker or public access within range of potential collapse of unstable structures.
   5. Provide, erect, and maintain temporary barriers and security devices.
   6. Use physical barriers to prevent access to areas that could be hazardous to workers or the public.
   7. Conduct operations to minimize effects on and interference with adjacent structures and occupants.
   8. Do not close or obstruct roadways or sidewalks without permits from authority having jurisdiction.

9. Conduct operations to minimize obstruction of public and private entrances and exits. Do not obstruct required exits at any time. Protect persons using entrances and exits from removal operations.
10. Obtain written permission from owners of adjacent properties when demolition equipment will traverse, infringe upon, or limit access to their property.

B. Do not begin removal until receipt of notification to proceed from Owner.

C. Do not begin removal until built elements to be salvaged or relocated have been removed.

D. Protect existing structures and other elements to remain in place and not removed.
   1. Provide bracing and shoring.
   2. Prevent movement or settlement of adjacent structures.
   3. Stop work immediately if adjacent structures appear to be in danger.

E. Minimize production of dust due to demolition operations. Do not use water if that will result in ice, flooding, sedimentation of public waterways or storm sewers, or other pollution.

F. Hazardous Materials:
   1. If previously unknwon hazardous materials are discovered during removal operations, stop work and notify Architect and Owner; hazardous materials include regulated asbestos containing materials, lead, PCBs, and mercury.

3.2 SELECTIVE DEMOLITION FOR ALTERATIONS

A. Existing construction and utilities indicated on drawings are based on casual field observation and existing record documents only.
   1. Verify construction and utility arrangements are as indicated.
   2. Report discrepancies to Architect before disturbing existing installation.
   3. Beginning of demolition work constitutes acceptance of existing conditions that would be apparent upon examination prior to starting demolition.

B. Separate areas in which demolition is being conducted from areas that remain occupied.
   1. Provide, erect, and maintain temporary dustproof partitions of construction specified in Section 015000 .

C. Maintain weatherproof exterior building enclosure, except for interruptions required for replacement or modifications; prevent water and humidity damage.

D. Remove existing work as indicated and required to accomplish new work.
   1. Remove rotted wood, corroded metals, and deteriorated masonry and concrete; replace with new construction indicated.
   2. Remove items indicated on drawings.

E. Services including, but not limited to, HVAC, Plumbing, Fire Protection, Electrical, and Telecommunications: Remove existing systems and equipment as indicated.
   1. Maintain existing active systems to remain in operation, and maintain access to equipment and operational components.
   2. Where existing active systems serve occupied facilities but are to be replaced with new services, maintain existing systems in service until new systems are

complete and ready for service.
3. Verify that abandoned services serve only abandoned facilities before removal.
4. Remove abandoned pipe, ducts, conduits, and equipment, including those above accessible ceilings. Remove back to source of supply where possible, otherwise cap stub and tag with identification.

F. Protect existing work to remain.
1. Prevent movement of structure. Provide shoring and bracing as required.
2. Perform cutting to accomplish removal work neatly and as specified for cutting new work.
3. Repair adjacent construction and finishes damaged during removal work.
4. Patch to match new work.

3.3 DEBRIS AND WASTE REMOVAL

A. Remove debris, junk, and trash from site.

B. Leave site in clean condition, ready for subsequent work.

C. Clean up spillage and wind-blown debris from public and private lands.

END OF SECTION

SECTION 061000 - ROUGH CARPENTRY

PART 1 GENERAL

1.1 SECTION INCLUDES

A. Fire retardant treated wood materials.

B. Concealed wood blocking, nailers, and supports.

1.2 REFERENCE STANDARDS

A. ASTM A153/A153M - Standard Specification for Zinc Coating (Hot-Dip) on Iron and Steel Hardware; 2023.

B. ASTM E84 - Standard Test Method for Surface Burning Characteristics of Building Materials; 2023d.

C. AWPA U1 - Use Category System: User Specification for Treated Wood; 2024.

D. PS 20 - American Softwood Lumber Standard; 2021.

1.3 SUBMITTALS

A. See Section 013000 - Administrative Requirements, for submittal procedures.

B. Product Data: Provide technical data on wood preservative materials.

1.4 DELIVERY, STORAGE, AND HANDLING

A. General: Cover wood products to protect against moisture. Support stacked products to prevent deformation and to allow air circulation.

B. Fire Retardant Treated Wood: Prevent exposure to precipitation during shipping, storage, or installation.

PART 2 PRODUCTS

2.1 GENERAL REQUIREMENTS

A. Dimension Lumber: Comply with PS 20 and requirements of specified grading agencies.
   1. If no species is specified, provide any species graded by the agency specified; if no grading agency is specified, provide lumber graded by any grading agency meeting the specified requirements.
   2. Grading Agency: Any grading agency whose rules are approved by the Board of Review, American Lumber Standard Committee (www.alsc.org) and who provides grading service for the species and grade specified; provide lumber stamped with grade mark unless otherwise indicated.

2.2 DIMENSION LUMBER FOR CONCEALED APPLICATIONS

A. Sizes: Nominal sizes as indicated on drawings, S4S.

B. Moisture Content: S-dry or MC19.

C. Miscellaneous Framing, Blocking, Nailers, Grounds, and Furring:
   1. Lumber: S4S, No. 2 or Standard Grade.
   2. Boards: Standard or No. 3.

2.3 ACCESSORIES

A. Fasteners and Anchors:
   1. Metal and Finish: Hot-dipped galvanized steel complying with ASTM A153/A153M for high humidity and preservative-treated wood locations, unfinished steel elsewhere.

2.4 FACTORY WOOD TREATMENT

A. Treated Lumber and Plywood: Comply with requirements of AWPA U1 - Use Category System for wood treatments determined by use categories, expected service conditions, and specific applications.
   1. Fire-Retardant Treated Wood: Mark each piece of wood with producer's stamp indicating compliance with specified requirements.

B. Fire Retardant Treatment:
   1. Interior Type A: AWPA U1, Use Category UCFA, Commodity Specification H, low temperature (low hygroscopic) type, chemically treated and pressure impregnated; capable of providing a maximum flame spread index of 25 when tested in accordance with ASTM E84, with no evidence of significant combustion when test is extended for an additional 20 minutes.
      a. Kiln dry wood after treatment to a maximum moisture content of 19 percent for lumber and 15 percent for plywood.
      b. All interior rough carpentry items are to be fire retardant treated.
      c. Do not use treated wood in applications exposed to weather or where the wood may become wet.

PART 3 EXECUTION

3.1 INSTALLATION - GENERAL

A. Select material sizes to minimize waste.

B. Reuse scrap to the greatest extent possible; clearly separate scrap for use on site as accessory components, including: shims, bracing, and blocking.

C. Where treated wood is used on interior, provide temporary ventilation during and immediately after installation sufficient to remove indoor air contaminants.

3.2 BLOCKING, NAILERS, AND SUPPORTS

A. Provide framing and blocking members as indicated or as required to support finishes, fixtures, specialty items, and trim.

B. In framed assemblies that have concealed spaces, provide solid wood fireblocking as required by applicable local code, to close concealed draft openings between floors and between top story and roof/attic space; other material acceptable to code authorities may be used in lieu of solid wood blocking.

C. In metal stud walls, provide continuous blocking around door and window openings for anchorage of frames, securely attached to stud framing.

D. In walls, provide blocking attached to studs as backing and support for wall-mounted items, unless item can be securely fastened to two or more studs or other method of support is explicitly indicated.

E. Where ceiling-mounting is indicated, provide blocking and supplementary supports above ceiling, unless other method of support is explicitly indicated.

F. Provide the following specific non-structural framing and blocking:
   1. Cabinets and shelf supports.
   2. Wall brackets.
   3. Handrails.
   4. Grab bars.
   5. Towel and bath accessories.
   6. Wall-mounted door stops.
   7. Chalkboards and marker boards.
   8. Wall paneling and trim.
   9. Joints of rigid wall coverings that occur between studs.
   10. Wall-mounted televisions and monitors.
   11. Other items as indicated on drawings.

3.3 ROOF-RELATED CARPENTRY

A. Provide wood curb at all roof openings except where prefabricated curbs are specified and where specifically indicated otherwise. Form corners by alternating lapping side members.

END OF SECTION

SECTION 062000 - FINISH CARPENTRY

PART 1 GENERAL

1.1 SECTION INCLUDES

A. Finish carpentry items.

1.2 RELATED REQUIREMENTS

A. Section {\id\#230} - {\t\#230}: Support framing, grounds, and concealed blocking.

B. Section {\id\#244} - {\t\#244}: Shop fabricated custom cabinet work.

C. Section 09 91 23 - Interior Painting: Painting and coating of finish carpentry items.

1.3 REFERENCE STANDARDS

A. ASTM D4442 - Standard Test Methods for Direct Moisture Content Measurement of Wood and Wood-Based Materials; 2020.

B. AWI (QCP) - Quality Certification Program; Current Edition.

C. AWI/AWMAC/WI (AWS) - Architectural Woodwork Standards, 2nd Edition; 2014, with Errata (2016).

D. AWMAC/WI (NAAWS) - North American Architectural Woodwork Standards; 2021, with Errata.

E. NHLA G-101 - Rules for the Measurement and Inspection of Hardwood and Cypress; 2023.

1.4 ADMINISTRATIVE REQUIREMENTS

A. Coordination: Coordinate the work with plumbing rough-in, electrical rough-in, and installation of associated and adjacent components.

B. Sequencing: Sequence installation to ensure utility connections are achieved in an orderly and expeditious manner.

1.5 SUBMITTALS

A. See Section 013000 - Administrative Requirements for submittal procedures.

B. Product Data:

1. Provide data for each type of product and finish.

2. Provide instructions for attachment hardware and finish hardware.

C. Shop Drawings: Indicate materials, component profiles, fastening methods, jointing details, and accessories.

1. Scale of Drawings: 1-1/2 inch to 1 foot, minimum.

2. Provide the information required by AWI/AWMAC/WI (AWS).

3. Include certification program label.

D. Samples: Submit two samples of each type of veneer and finish material, 4 x 4 inch in size illustrating wood grain and specified finish.

E. Samples: Submit two samples of each type of wood trim 12 inch long.

F. Certificate: Submit labels and certificates required by quality assurance and quality control programs.

1.6 QUALITY ASSURANCE

A. Fabricator Qualifications: Company specializing in fabricating the products specified in this Section with minimum five years of documented experience.

1. Company with at least one project within the past 5 years with value of woodwork within 20 percent of cost of woodwork for this project.

2. Accredited participant in the specified certification program prior to the commencement of fabrication and throughout the duration of the project.

3. Single Source Responsibility: Provide and install this work from single fabricator.

B. Quality Certification:

1. Comply with AWI (QCP) woodwork association quality certification service/program in accordance with requirements for work specified in this section: www.awiqcp.org/#sle.

2. Provide labels or certificates indicating that the work complies with AWI/AWMAC/WI (AWS) requirements for grade or grades specified.

3. Provide designated labels on shop drawings as required by certification program.

4. Provide designated labels on installed products as required by certification program.

5. Submit certifications upon completion of installation that verifies this work is in compliance with specified requirements.

1.7 DELIVERY, STORAGE, AND HANDLING

A. Deliver factory-fabricated units to project site in original packages, containers or bundles bearing brand name and identification.

B. Store finish carpentry items under cover, elevated above grade, and in a dry, well-ventilated area not exposed to heat or sunlight.

C. Store finish carpentry items in installation areas. If finsh carpentry items must be stored in other than installation areas, store only where environmental conditions meet requirements specified for installation areas.

D. Stack lumber and provide for adequate air circulation within and around stacks and under temporary coverings.

E. Protect from moisture damage.

F. Handle materials and products to prevent damage to edges, ends, or surfaces.

1.8 FIELD CONDITIONS

A. Comply with specified standard and as additionally specified.

B. Do not deliver finish carpentry items until environmental conditions meet specified requirements for installation areas.

C. Do not deliver or install finish carpentry items until building is enclosed and weatherproof, wet work in installation areas is complete and nominally dry, and building's environmental control systems are operating and will maintain temperature and relative humidity at designed occupancy levels throughout the remainder of the construction period.

D. Field Measurements: Where woodwork is indicated to fit to other construction, verify dimensions of other construction by field measurements before fabrication, and indicate measurements on Shop Drawings. Coordinate fabrication schedule with construction progress to avoid delaying the Work.

PART 2 PRODUCTS

2.1 FINISH CARPENTRY ITEMS

A. Quality Standard: Custom Grade, in accordance with AWI/AWMAC/WI (AWS), unless otherwise specified for each carpentry item.

B. Surface Burning Characteristics: Provide materials having fire and smoke properties as required by applicable code.

2.2 LUMBER AND TRIM MATERIALS

A. Hardwood Lumber for Transparent Finish (Stained or Clear) Interior Trim: Maximum moisture content of 6 percent according to ASTM D4442, S4S, of quality suitable for transparent finish.

1. Grading: In accordance with NHLA G-101 Grading Rules; www.nhla.org.

2. Matching: Selected for compatible grain and color.

3. Clear hard maple, plain sawn, FAS/F1F; NHLA.

B. Prefinished Tongue and Groove Planks:

1. Plank Width: 5-1/4 inches.

2. Basis of Design: Nydree Wood Flooring; Natural Maple.

2.3 FASTENINGS

A. Adhesive for Purposes Other Than Laminate Installation: Suitable for the purpose; not containing formaldehyde or other volatile organic compounds.

B. Fasteners: Of size and type to suit application; galvanized finish in concealed locations and stainless steel finish in exposed locations.

C. Concealed Joint Fasteners: Threaded steel.

2.4 ACCESSORIES

A. Adhesive: Type recommended by fabricator to suit application.

B. Lumber for Shimming: Softwood lumber of pine or fir species.

C. Primer: For factory-primed units, manufacturer's recommended primer.

D. Wood Filler: Solvent base, tinted to match surface finish color.

2.5 SITE FINISHING MATERIALS

A. Stain, Shellac, Varnish, and Finishing Materials: In compliance with AWI/AWMAC/WI (AWS) or AWMAC/WI (NAAWS), unless noted otherwise.

2.6 FABRICATION

A. Shop assemble work for delivery to site, permitting passage through building openings.

B. Cap exposed finish edges with material of same finish and pattern.

C. Shop prepare and identify panel components for book match grain matching during site erection.

D. When necessary to cut and fit on site, provide materials with ample allowance for cutting. Provide trim for scribing and site cutting.

PART 3 EXECUTION

3.1 EXAMINATION

A. Verify adequacy of backing and support framing.

B. Verify mechanical, electrical, and building items affecting work of this Section are placed and ready to receive this work.

3.2 INSTALLATION

A. Install work in accordance with AWI/AWMAC/WI (AWS) requirements for grade indicated.

B. Set and secure materials and components in place, plumb and level.

C. Carefully scribe work abutting other components, with maximum gaps of 1/32 inch. Do not use additional overlay trim to conceal larger gaps.

D. Install components with finish nails at maximum 8 inch on center.

E. Install finish carpentry items with minimum number of joints practical, using full length pieces from maximum lengths of lumber available. Do not use individual pieces less than 24 inches long, except where necessary.

1. Stagger joints in adjacent and related standing and running trim.

2. Cope at returns and miter at corners to produce tight-fitting joints with full surface contact throughout the length of joints.

3. Use scarf joints at end-to-end joints.

4. Plane back surfaces of casings as required to provide uniform thickness and flush finished surfaces across joints.

5. Match color and grain across joints.

F. Install trim after finishing of substrate surfaces is complete.

G. Pre-drill pilot holes in hardwood carpentry items before fastening to prevent splitting. Securely fasten to prevent warping or movement.

3.3 PREPARATION FOR SITE FINISHING

A. Set exposed fasteners. Apply wood filler in exposed fastener indentations. Sand work smooth.

B. Site Finishing: See Section 09 91 23.

C. Before installation, prime paint surfaces of items or assemblies to be in contact with cementitious materials.

3.4 TOLERANCES

A. Maximum Variation from True Position: 1/16 inch.

B. Maximum Offset from True Alignment with Abutting Materials: 1/32 inch.

3.5 PROTECTION

A. Protect installed finish carpentry items from damage due to subsequent construction operations.

END OF SECTION 062000

SECTION 064000 - ARCHITECTURAL WOODWORK

PART 1 GENERAL

1.1 SECTION INCLUDES

A. Specially fabricated cabinet and architectural woodwork units.

B. Hardware.

C. Factory finishing.

D. Preparation for installing utilities.

1.2 RELATED REQUIREMENTS

A. Section {\id\#230} - {\t\#230}: Support framing, grounds, and concealed blocking.

B. Section {\id\#1259} - {\t\#1259}.

1.3 REFERENCE STANDARDS

A. AWI (QCP) - Quality Certification Program; Current Edition.

B. BHMA A156.9 - Cabinet Hardware; 2020.

C. NEMA LD 3 - High-Pressure Decorative Laminates; 2005.

1.4 ADMINISTRATIVE REQUIREMENTS

A. Coordination: Coordinate fabrication schedule with construction progress to avoid delaying the Work.

1. Field verify critical dimensions and clearances prior to fabrication of woodwork items; assure that field conditions are as required to comply with indicated design requirements.

2. By accurate field measurements before being enclosed, verify locations of concealed framing, blocking, reinforcements, and furring that support woodwork; record measurements on shop drawings.

3. Where field measurements cannot be made without delaying work, establish required dimensions and maintain those dimensions for fabrication of woodwork.

4. Coordinate construction to ensure that actual dimensions correspond to established required dimensions.

5. Coordinate cabinet spacing and clearances to ensure that doors and drawers do not conflict with each other.

6. Coordinate cabinet opening and spacing requirements with approved appliances and plumbing fixtures.

B. Preinstallation Meeting: Convene a preinstallation meeting not less than one week before starting work of this section; require attendance by all affected installers.

1.5 SUBMITTALS

A. See Section 013000 - Administrative Requirements for submittal procedures.

B. Shop Drawings: Indicate materials, component profiles, fastening methods, jointing details, and accessories.

1. Scale of Drawings: 1-1/2 inch to 1 foot, minimum.

2. Provide the information required by AWI/AWMAC/WI (AWS).

3. Shop drawings are required to be generated as separate digital drawings specific to this Project, not utilizing Architect's digital drawing files in any manner.

4. Show all adjacent construction including abutting walls, columns and similar elements affecting woodwork installation.

5. Include certification program label.

C. Product Data: Provide data for hardware accessories.

D. Samples: Submit actual samples of architectural woodwork construction, minimum 12 inches square, illustrating each proposed cabinet and woodwork substrate and finish.

E. Samples: Submit actual sample items of proposed pulls, hinges, locksets, and all other hardware, demonstrating hardware design, quality, and finish.

F. Certificate: Submit labels and certificates required by quality assurance and quality control programs.

1.6 QUALITY ASSURANCE

A. Fabricator Qualifications: Company specializing in fabricating the products specified in this section with minimum five years of documented experience.

1. Company with at least one project in the past 5 years with value of woodwork within 20 percent of cost of woodwork for this Project.

2. Accredited participant in the specified certification program prior to the commencement of fabrication and throughout the duration of the project.

3. Single Source Responsibility: Provide and install this work from single fabricator.

B. Quality Certification:

1. Comply with AWI (QCP) woodwork association quality certification service/program in accordance with requirements for work specified in this section: www.awiqcp.org/#sle.

2. Provide labels or certificates indicating that the installed work complies with AWI/AWMAC/WI (AWS) requirements for grade or grades specified.

3. Provide designated labels on shop drawings as required by certification program.

4. Provide designated labels on installed products as required by certification program.

5. Submit certifications upon completion of installation that verifies this work is in compliance with specified requirements.

6. Replace, repair, or rework all work for which certification is refused.

1.7 DELIVERY, STORAGE, AND HANDLING

A. Deliver woodwork items to installation areas only after clean, well ventilated, and temperature-controlled installation areas are available. Do not deliver woodwork items to installation areas until painting and similar operations are complete in those areas.

B. Protect units from moisture and impact damage during transit, delivery, and storage; use protective covers during delivery, storage, and handling operations.

1.8 FIELD CONDITIONS

A. During and after installation of woodwork, maintain temperature and humidity conditions in building spaces at same levels planned for occupancy.

B. Field Measurements: Where woodwork is indicated to fit to other construction, verify dimensions of other construction by field measurements before fabrication, and indicate measurements on Shop Drawings. Coordinate fabrication schedule with construction progress to avoid delaying the Work.

PART 2 PRODUCTS

2.1 MANUFACTURERS

A. Single Source Responsibility: Provide and install this work from single fabricator.

2.2 CABINETS

A. Quality Standard: Grades as indicated, in accordance with AWI/AWMAC/WI (AWS), unless noted otherwise.

B. Plastic Laminate Faced Cabinets:

1. Aesthetic Grade: Custom Grade.

2. Performance Grade: Duty Level 2 - Commercial.

3. Exposed Surfaces: High-pressure decorative laminate, type as indicated.

4. Semi-Exposed Surfaces: High-pressure decorative laminate, type as indicated.

5. Concealed Surfaces: Manufacturer's option.

C. Cabinets:

1. Casework Construction Type: Type A - Frameless.

2. Interface Style for Cabinet and Door: Style 1 - Overlay; flush overlay.

3. Layout for Cabinet and Door Fronts: Flush panel.

4. Adjustable Shelf Loading: 50 lbs. per sq. ft.

a. Deflection: L/144.

2.3 WOOD-BASED COMPONENTS

A. Wood Products: Provide materials that comply with requirements of referenced quality standard for each type of woodwork and quality grade specified unless otherwise indicated.

1. Wood Moisture Content: 8 to 13 percent.

B. Composite Wood and Agrifiber Products: Provide materials that comply with requirements of referenced quality standard for each type of woodwork and quality grade specified unless otherwise indicated.

1. Particleboard: ANSI A208.1, Grade M-2-Exterior Glue.

C. Wood fabricated from old growth timber is not permitted.

2.4 LAMINATE MATERIALS

A. Acceptable Manufacturers:

1. As indicated in Drawings.

B. High Pressure Decorative Laminate (HPDL): NEMA LD 3, types as recommended for specific applications.

C. Provide specific types as follows:

1. Horizontal Surfaces: HGS, 0.048 inch nominal thickness, through color, colors as indicated, finish as indicated.

2. Vertical Surfaces: VGS, 0.028 inch nominal thickness, through color, colors as indicated, finish as indicated.

3. Post-Formed Horizontal Surfaces: HGP, 0.039 inch nominal thickness, through color, colors as indicated, finish as indicated.

4. Post-Formed Vertical Surfaces: VGP, 0.028 inch nominal thickness, through color, colors as indicated, finish as indicated.

5. Cabinet Liner: CLS, 0.020 inch nominal thickness, through color, colors as indicated, finish as indicated.

6. Laminate Backer: BKL, 0.020 inch nominal thickness, undecorated; for application to concealed backside of panels faced with high pressure decorative laminate.

2.5 COUNTERTOPS

A. Countertops are specified in Section {\id\#1259}.

2.6 ACCESSORIES

A. Adhesive: Type recommended by AWI/AWMAC to suit application.

B. Edge Banding: Cap exposed edges with material of same finish and pattern.

C. Fasteners: Size and type to suit application.

D. Bolts, Nuts, Washers, Lags, Pins, and Screws: Of size and type to suit application; galvanized or chrome-plated finish in concealed locations and stainless steel or chrome-plated finish in exposed locations.

E. Concealed Joint Fasteners: Threaded steel.

F. Grommets: Standard plastic or rubber grommets for cut-outs, in color to match adjacent surface.

2.7 HARDWARE

A. Hardware: BHMA A156.9, types as indicated for quality grade specified, unless otherwise specified.

B. Adjustable Shelf Supports: Standard side-mounted system using multiple holes for pin supports and coordinated self rests, polished chrome finish, for nominal 1 inch spacing adjustments.

C. Drawer and Door Pulls: European-style bar pulls, satin chrome finish, 4 inch centers.

D. Cabinet Locks: Keyed cabinet-grade lock, two keys per lock, finish to match pull finish.

1. Keying: Coordinate with Owner's standard keying system.

E. Drawer Slides:

1. Type: Full extension.

2. Static Load Capacity: Commercial grade.

3. Mounting: Side mounted.

4. Stops: Integral type.

5. Finish: Selected from manufacturer's standard line.

6. Features: Provide self-closing/stay-closed/soft-close type.

7. Acceptable Manufacturers:

a. Accuride International, Inc.: www.accuride.com.

b. Grass America Inc: www.grassusa.com/#sle.

c. Hettich America, LP: www.hettich.com/sle.

d. Knape & Vogt Manufacturing Company: www.knapeandvogt.com/#sle.

e. Substitutions: See Section 016000 - Product Requirements.

F. Hinges: European style concealed, self-closing type, steel with satin finish.

1. Provide self-closing/stay-closed/soft-close type.

2. At 90 degree inside corner conditions, provide restriction clips to limit the opening of cabinet doors to no more than 86 degrees to prevent damage to adjacent surfaces.

3. Acceptable Manufacturers:

a. Grass America Inc.: www.grassusa.com.

b. Hardware Resources: www.hardwareresources.com/#sle.

c. Hettich America, LP: www.hettich.com/sle.

d. Blum, Inc.: www.blum.com.

e. Substitutions: See Section 016000 - Product Requirements.

G. Cabinet Door Restraints: Stainless steel cable type with screw attachment from cabinet frame to cabinet door to reduce the swing of cabinet doors.

1. Required Locations: As an alternative to restriction clips, install door restraints.

2. Manufacturers:

   a. Halfele; Door Restraint Kit: www.hafele.com.

   b. Substitutions: See Section 016000 - Product Requirements.

2.8 FABRICATION

A. Assembly: Shop assemble woodwork for delivery to site in units easily handled and to permit passage through building openings.

B. Edging: Fit shelves, doors, and exposed edges with specified edging. Do not use more than one piece for any single length.

C. Fitting: When necessary to cut and fit on site, provide materials with ample allowance for cutting. Provide matching trim for scribing and site cutting.

D. Plastic Laminate: Apply plastic laminate finish in full uninterrupted sheets consistent with manufactured sizes. Fit corners and joints hairline; secure with concealed fasteners.

E. Provide cutouts for plumbing fixtures. Verify locations of cutouts from on-site dimensions. Prime paint cut edges.

PART 3 EXECUTION

3.1 EXAMINATION

A. Verify adequacy of backing and support framing.

B. Verify critical clearances and dimensions prior to installation of woodwork items.

3.2 INSTALLATION

A. Install work in accordance with AWI/AWMAC/WI (AWS) requirements for grade indicated.

B. Set and secure cabinetswoodwork in place, assuring that they are rigid, plumb, and level.

C. Use fixture attachments in concealed locations for wall mounted components.

D. Use concealed joint fasteners to align and secure adjoining cabinet units.

E. Carefully scribe woodwork abutting other components, with maximum gaps of 1/32 inch. Do not use additional overlay trim for this purpose.

F. Secure cabinets and woodwork to floor using appropriate angles and anchorages.

G. Secure full height cabinets, shelving units, and similar casework items exceeding 60 inches in height to floor using appropriate angles and anchorages.

H. Countersink anchorage devices at exposed locations. Conceal with solid wood plugs of species to match surrounding wood; finish flush with surrounding surfaces.

3.3 ADJUSTING

A. Adjust installed work.

B. Adjust moving or operating parts to function smoothly and correctly.

3.4 CLEANING

A. Clean woodwork, casework, counters, shelves, hardware, fittings, and fixtures.

3.5 PROTECTION

A. Protect installed cabinets and woodwork from damage due to subsequent construction operations.

END OF SECTION 064000

SECTION 079200 - JOINT SEALANTS

PART 1 GENERAL

1.1 SECTION INCLUDES

A. Nonsag gunnable joint sealants.

B. Self-leveling pourable joint sealants.

C. Joint backings and accessories.

1.2 RELATED REQUIREMENTS

A. Section {\id\#462} - {\t\#462}: Sealing acoustical and sound-rated walls and ceilings.

1.3 REFERENCE STANDARDS

A. ASTM C661 - Standard Test Method for Indentation Hardness of Elastomeric-Type Sealants by Means of a Durometer; 2015 (Reapproved 2022).

B. ASTM C794 - Standard Test Method for Adhesion-in-Peel of Elastomeric Joint Sealants; 2018 (Reapproved 2022).

C. ASTM C834 - Standard Specification for Latex Sealants; 2017 (Reapproved 2023).

D. ASTM C920 - Standard Specification for Elastomeric Joint Sealants; 2018.

E. ASTM C1087 - Standard Test Method for Determining Compatibility of Liquid-Applied Sealants with Accessories Used in Structural Glazing Systems; 2023.

F. ASTM C1193 - Standard Guide for Use of Joint Sealants; 2016 (Reapproved 2023).

G. ASTM C1248 - Standard Test Method for Staining of Porous Substrate by Joint Sealants; 2022.

H. ASTM C1311 - Standard Specification for Solvent Release Sealants; 2022.

I. ASTM C1330 - Standard Specification for Cylindrical Sealant Backing for Use with Cold Liquid-Applied Sealants; 2023.

J. ASTM C1521 - Standard Practice for Evaluating Adhesion of Installed Weatherproofing Sealant Joints; 2019 (Reapproved 2020).

K. ASTM D2240 - Standard Test Method for Rubber Property--Durometer Hardness; 2015 (Reapproved 2021).

L. SCAQMD 1168 - Adhesive and Sealant Applications; 1989, with Amendment (2022).

1.4 SUBMITTALS

A. See Section 013000 - Administrative Requirements for submittal procedures.

B. Product Data: Submit manufacturer's technical datasheets for each product to be used; include the following:

1. Physical characteristics, including movement capability, VOC content, hardness, cure time, and color availability.

2. List of backing materials approved for use with the specific product.

3. Backing material recommended by sealant manufacturer.

4. Substrates that product is known to satisfactorily adhere to and with which it is compatible.

5. Substrates the product should not be used on.

6. Substrates for which use of primer is required.

7. Substrates for which laboratory adhesion and/or compatibility testing is required.

8. Installation instructions, including precautions, limitations, and recommended backing materials and tools.

9. Sample product warranty.

10. Certification by manufacturer indicating that product complies with specification requirements.

C. Product Data for Accessory Products: Submit manufacturer's technical data sheet for each product to be used, including physical characteristics, installation instructions, and recommended tools.

D. Color Cards for Selection: Where sealant color is not specified, submit manufacturer's color cards showing standard colors available for selection.

E. Samples for Verification: Where custom sealant color is specified, obtain directions from Architect and submit at least two physical samples for verification of color of each required sealant.

F. Joint-Sealant Schedule: Include the following information:

1. Joint-sealant application, joint location, and designation.

2. Joint-sealant manufacturer and product name.

3. Joint-sealant formulation.

4. Joint-sealant color.

G. Preconstruction Laboratory Test Reports: Submit at least four weeks prior to start of installation.

H. Preinstallation Field Adhesion Test Plan: Submit at least two weeks prior to start of installation.

I. Preinstallation Field Adhesion Test Reports: Submit filled out Preinstallation Field Adhesion Test Reports log within 10 days after completion of tests; include bagged test samples and photographic records.

J. Executed warranty.

1.5 QUALITY ASSURANCE

A. Manufacturer Qualifications: Company specializing in manufacturing the products specified in this section with minimum three years documented experience.

B. Installer Qualifications: Company specializing in performing the work of this section and with at least three years of documented experience.

C. Testing Agency Qualifications: Independent firm specializing in performing testing and inspections of the type specified in this section.

D. Preconstruction Laboratory Testing: Arrange for sealant manufacturer(s) to test each combination of sealant, substrate, backing, and accessories.

1. Adhesion Testing: In accordance with ASTM C794.

2. Compatibility Testing: In accordance with ASTM C1087.

3. Stain Testing: In accordance with ASTM C1248; for porous substrates only.

4. Allow sufficient time for testing to avoid delaying the work.

5. Deliver sufficient samples to manufacturer for testing.

6. Report manufacturer's recommended corrective measures, if any, including primers or techniques not indicated in product data submittals.

7. Testing is not required if sealant manufacturer provides data showing previous testing, not older than 24 months, that shows satisfactory adhesion, lack of staining, and compatibility.

E. Preinstallation Field Adhesion Test Plan: Include destructive field adhesion testing of one sample of each combination of sealant type and substrate, except interior acrylic latex sealants, and include the following for each tested sample.

1. Identification of testing agency.

2. Name(s) of sealant manufacturer's field representatives who will be observing.

3. Preinstallation Field Adhesion Test Log Form: Include the following data fields, with known information filled out.

   a. Substrate; if more than one type of substrate is involved in a single joint, provide two entries on form, for testing each sealant substrate side separately.

   b. Test date.

   c. Location on project.

   d. Sealant used.

   e. Stated movement capability of sealant.

   f. Test method used.

   g. Date of installation of field sample to be tested.

   h. Date of test.

   i. Copy of test method documents.

   j. Age of sealant upon date of testing.

   k. Test results, modeled after the sample form in the test method document.

   l. Indicate use of photographic record of test.

F. Field Adhesion Test Procedures:

1. Allow sealants to fully cure as recommended by manufacturer before testing.

2. Have a copy of the test method document available during tests.

3. Take photographs or make video records of each test, with joint identification provided in the photos/videos; for example, provide small erasable whiteboard positioned next to joint.

4. Record the type of failure that occurred, other information required by test method, and the information required on the Field Quality Control Log.

5. When performing destructive tests, also inspect the opened joint for proper installation characteristics recommended by manufacturer, and report any deficiencies.

6. Deliver the samples removed during destructive tests in separate sealed plastic bags, identified with project, location, test date, and test results, to Owner.

7. If any combination of sealant type and substrate does not show evidence of minimum adhesion or shows cohesion failure before minimum adhesion, report results to Architect.

G. Nondestructive Field Adhesion Test: Test for adhesion in accordance with ASTM C1521, using Nondestructive Spot Method.

1. Record results on Field Quality Control Log.

2. Repair failed portions of joints.

H. Destructive Field Adhesion Test: Test for adhesion in accordance with ASTM C1521, using Destructive Tail Procedure.

1. Sample: At least 18 inches long.

2. Minimum Elongation Without Adhesive Failure: Consider the tail at rest, not under any elongation stress; multiply the stated movement capability of the sealant in percent by two; then multiply 1 inch by that percentage; if adhesion failure occurs before the 1-inch mark is that distance from the substrate, the test has failed.

3. If either adhesive or cohesive failure occurs before minimum elongation, take necessary measures to correct conditions and retest; record each modification to products or installation procedures.

4. Record results on Field Quality Control Log.

5. Repair failed portions of joints.

I. Field Adhesion Tests of Joints: Test for adhesion using most appropriate method in accordance with ASTM C1521, or another applicable method as recommended by manufacturer.

1.6 WARRANTY

A. See Section 017800 - Closeout Submittals for additional warranty requirements.

B. Manufacturer Warranty: Provide 2-year manufacturer warranty for installed sealants and accessories that fail to achieve a watertight seal, exhibit loss of adhesion or cohesion, or do not cure. Complete forms in Owner's name and register with manufacturer.

C. Extended Correction Period: Correct defective work within 2-year period commencing on Date of Substantial Completion.

PART 2 PRODUCTS

2.1 JOINT SEALANT APPLICATIONS

A. Scope:

1. Exterior Joints:

a. Seal open joints except open joints indicated on drawings as not sealed, including the following:

1) Wall expansion and control joints.

2) Joints between doors, windows, and other frames or adjacent construction.

3) Joints between different exposed materials.

4) Weather sealing joints identified in manufacturer's standard details.

2. Interior Joints:

a. Do not seal interior joints indicated on drawings as not sealed.

b. Do not seal through-penetrations in sound-rated assemblies that are also fire-rated assemblies.

c. Seal the following joints:

1) Joints between door frames and window frames and adjacent construction.

3. Do Not Seal:

a. Intentional weep holes in masonry.

b. Joints indicated to be covered with expansion joint cover assemblies.

c. Joints where sealant is specified to be furnished and installed by manufacturer of product to be sealed.

d. Joints where sealant installation is specified in other sections.

e. Joints between suspended ceilings and walls.

B. Type S - Exterior Joints: Use nonsag nonstaining silicone sealant, unless otherwise indicated.

1. Type B - Bedding sealant at thresholds and sills: Butyl rubber.

2. Type Bn - Lap Joints in Sheet Metal Fabrications: Butyl rubber, noncuring.

3. Type Bn - Lap Joints between Manufactured Metal Panels: Butyl rubber, noncuring.

4. Type Psl - Control and Expansion Joints in Concrete Paving: Self-leveling polyurethane sealant.

C. Type P - Interior Joints: Use nonsag polyurethane sealant, unless otherwise indicated.

1. Type L - Wall and Ceiling Joints in Nonwet Areas: Acrylic emulsion latex sealant.

2. Type Sm - Joints between plumbing fixtures and adjoining walls, floors, and counters: Mildew-resistant silicone sealant.

3. Type Sm - Joints between Tile in Wet Areas and Floors, Walls, and Ceilings: Mildew-resistant silicone sealant.

4. Type Esr - Narrow Control Joints in Interior Concrete Slabs: Self-leveling epoxy sealant.

5. Type Psl - Other Floor Joints: Self-leveling polyurethane traffic-grade sealant.

D. Definitions:

1. Interior Wet Areas: Bathrooms, restrooms, kitchens, food service areas, and food processing areas; fixtures in wet areas include plumbing fixtures, food service equipment, countertops, cabinets, and other similar items.

2.2 JOINT SEALANTS - GENERAL

A. Sealants and Primers: Provide products having lower volatile organic compound (VOC) content than indicated in SCAQMD 1168.

B. Colors for Concealed Locations: Manufacturer's standard.

C. Colors for Locations Exposed to View: As selected by Architect from Manufacturer's Full Range.

D. Custom Color-Matched Colors: Where indicated.

2.3 NONSAG JOINT SEALANTS

A. Type S - Non-Staining Silicone Sealant: ASTM C920, Grade NS, Uses M and A; not expected to withstand continuous water immersion or traffic.

1. Movement Capability: Plus and minus 50 percent, minimum.

2. Non-Staining To Porous Materials: Non-staining to light-colored natural stone, masonry, and marble when tested in accordance with ASTM C1248.

3. Dirt Pick-Up: Reduced dirt pick-up compared to other silicone sealants.

4. Color: To be selected by Architect from manufacturer's full range.

5. Products:

   a. Dow; DOWSIL 790 Silicone Building Sealant: www.dow.com/#sle.

   b. Momentive Performance Materials, Inc/GE Silicones; SCS9000 SilPruf NB - Non-Staining Silicone Weatherproofing Sealant: www.siliconeforbuilding.com/#sle.

   c. Pecora Corporation; Pecora 864 NST (Non-Staining Technology): www.pecora.com/#sle.

   d. Sika Corporation; Sikasil WS-295: www.usa.sika.com/#sle.

   e. Tremco Commercial Sealants & Waterproofing; Spectrem 1: www.tremcosealants.com/#sle.

   f. Substitutions: See Section 016000 - Product Requirements.

B. Type Sm - Mildew-Resistant Silicone Sealant: ASTM C920, Grade NS, Uses M and A; single component, mildew resistant; not expected to withstand continuous water immersion or traffic.

1. Color: To be selected by Architect from manufacturer's standard range.

2. Products:

   a. Momentive Performance Materials, Inc/GE Silicones; SCS1700 Sanitary Sealant: www.siliconeforbuilding.com.

   b. Pecora Corporation; 860: www.pecora.com.

   c. Sika Corporation; Sikasil GP: www.usa.sika.com/#sle.

   d. Dow Corning Corporation; 786-M.

   e. Tremco Incorporated; Tremsil 200.

C. Type P - Polyurethane Sealant: ASTM C920, Grade NS, Uses M and A; single component; not expected to withstand continuous water immersion or traffic.

1. Movement Capability: Plus and minus 50 percent, minimum.

2. Hardness Range: 20 to 35, Shore A, when tested in accordance with ASTM C661.

3. Color: To be selected by Architect from manufacturer's standard range.

4. Service Temperature Range: Minus 40 to 180 degrees F.

5. Products:

   a. Pecora Corporation; Dynatrol I-XL: www.pecora.com.

   b. Sika Corporation; Sikaflex-1a: www.usa.sika.com/#sle.

   c. Tremco Incorporated; Dymonic FC.

D. Type L - Acrylic Emulsion Latex: Water-based; ASTM C834, single component, non-staining, non-bleeding, non-sagging; not intended for exterior use.

1. Color: To be selected by Architect from manufacturer's standard range.

2. Grade: ASTM C834; Grade 0 Degrees F (Minus 18 Degrees C).

3. Products:

   a. Momentive Performance Materials, Inc/GE Silicones; RCS20 Acoustical Latex Sealant: www.siliconeforbuilding.com.

   b. Pecora Corporation; AC-20+: www.pecora.com.

   c. Sherwin-Williams Company; 950A Siliconized Acrylic Latex Caulk: www.sherwin-williams.com/#sle.

   d. Tremco Commercial Sealants & Waterproofing; Tremflex 834: www.tremcosealants.com/#sle.

   e. BASF Building Systems; Sonolac.

E. Type B - Butyl Sealant: Solvent-based; ASTM C1311; single component, nonsag; not expected to withstand continuous water immersion or traffic.

1. Service Temperature Range: Minus 13 to 180 degrees F.

2. Products:

   a. Sherwin-Williams Company; Storm Blaster All Season Sealant: www.sherwin-williams.com/#sle.

   b. Pecora Corporation; BC-158.

   c. Tremco Incorporated; Tremco Butyl Sealant

F. Type Bn - Noncuring Butyl Sealant: Solvent-based, single component, nonsag, nonskinning, nonhardening, nonbleeding; nonvapor permeable; intended for fully concealed applications.

1. Products:

a. Pecora Corporation; Pecora BA-98 Non-Skinning Butyl Sealant: www.pecora.com/#sle.

b. Tremco Commercial Sealants & Waterproofing; Acoustical/Curtainwall Sealant: www.tremcosealants.com/#sle.

c. Substitutions: See Section 016000 - Product Requirements.

2.4 SELF-LEVELING JOINT SEALANTS

A. Type Psl - Self-Leveling Polyurethane Sealant for Continuous Water Immersion: Polyurethane; ASTM C920, Grade P, Uses M and A; single component; explicitly approved by manufacturer for traffic exposure and continuous water immersion.

1. Hardness Range: 35 to 55, Shore A, when tested in accordance with ASTM C661.

2. Color: To be selected by Architect from manufacturer's standard range.

3. Service Temperature Range: Minus 40 to 180 degrees F.

4. Products:

a. Sika Corporation; Sikaflex-1c SL: www.usa.sika.com/#sle.

b. W. R. Meadows, Inc; POURTHANE SL: www.wrmeadows.com/#sle.

c. Tremco Incorporated; Vulkem 45SSL.

d. Pecora Corporation; NR-201.

e. Substitutions: See Section 016000 - Product Requirements.

B. Type Esr - Semi-Rigid Self-Leveling Epoxy Joint Filler: Epoxy or epoxy/polyurethane copolymer; intended for filling cracks and control joints not subject to significant movement; rigid enough to support concrete edges under traffic.

1. Composition: Multicomponent, 100 percent solids by weight.

2. Durometer Hardness: Minimum of 85 for Type A or 35 for Type D, after seven days when tested in accordance with ASTM D2240.

3. Color: To be selected by Architect from manufacturer's standard colors.

4. Joint Width, Minimum: 1/8 inch.

5. Joint Width, Maximum: 1/4 inch.

6. Products:

a. Adhesives Technology Corporation; CRACKBOND JF-90 HD: www.atcepoxy.com/#sle.

b. Euclid Chemical Company; EUCO 700: www.euclidchemical.com/#sle.

c. Mapei; Mapeiflex Joint Sealant EP 90/50: www.mapei.com/#sle.

d. Substitutions: See Section 016000 - Product Requirements.

2.5 ACCESSORIES

A. Sealant Backing Materials, General: Materials placed in joint before applying sealants; assists sealant performance and service life by developing optimum sealant profile and preventing three-sided adhesion; type and size recommended by sealant manufacturer for compatibility with sealant, substrate, and application.

B. Sealant Backing Rod, Closed-Cell Type: For exterior applications and joints subject to pedestrian or vehicular traffic.

1. Cylindrical flexible sealant backings complying with ASTM C1330 Type C.

2. Size: 25 to 50 percent larger in diameter than joint width.

C. Sealant Backing Rod, Open-Cell Type: For interior applications not subject to pedestrian or vehicular traffic.

D. Sealant Backing Rod, Bi-Cellular Type: For exterior applications and joints subject to pedestrian or vehicular traffic.

1. Cylindrical flexible sealant backings complying with ASTM C1330 Type B.

2. Size: 25 to 50 percent larger in diameter than joint width.

E. Backing Tape: Self-adhesive polyethylene tape with surface that sealant will not adhere to and recommended by tape and sealant manufacturers for specific application.

F. Masking Tape: Self-adhesive, nonabsorbent, nonstaining, removable without adhesive residue, and compatible with surfaces adjacent to joints and sealants.

G. Joint Cleaner: Noncorrosive and nonstaining type, type recommended by sealant manufacturer; compatible with joint forming materials.

H. Primers: Type recommended by sealant manufacturer to suit application; nonstaining.

PART 3 EXECUTION

3.1 EXAMINATION

A. Verify that joints are ready to receive work.

B. Verify that backing materials are compatible with sealants.

C. Verify that backer rods are of the correct size.

D. Preinstallation Adhesion Testing: Install a sample for each test location indicated in the test plan.

1. Test each sample as specified in PART 1 under QUALITY ASSURANCE article.

2. Notify Architect of date and time that tests will be performed, at least seven days in advance.

3. Arrange for sealant manufacturer's technical representative to be present during tests.

4. Record each test on Preinstallation Adhesion Test Log as indicated.

5. If any sample fails, review products and installation procedures, consult manufacturer, or take other measures that are necessary to ensure adhesion; retest in a different location; if unable to obtain satisfactory adhesion, report to Architect.

6. After completion of tests, remove remaining sample material and prepare joints for new sealant installation.

3.2 PREPARATION

A. Remove loose materials and foreign matter that could impair adhesion of sealant.

B. Clean joints, and prime as necessary, in accordance with manufacturer's instructions.

C. Perform preparation in accordance with manufacturer's instructions and ASTM C1193.

D. Mask elements and surfaces adjacent to joints from damage and disfigurement due to sealant work; be aware that sealant drips and smears may not be completely removable.

E. Concrete Floor Joints That Will Be Exposed in Completed Work: Test joint filler in an inconspicuous area to verify that it does not stain or discolor slab.

3.3 INSTALLATION

A. Install this work in accordance with sealant manufacturer's requirements for preparation of surfaces and material installation instructions.

B. Provide joint sealant installations complying with ASTM C1193.

C. Measure joint dimensions and size joint backers to achieve width-to-depth ratio, neck dimension, and surface bond area as recommended by manufacturer, except where specific dimensions are indicated.

D. Install bond breaker backing tape where backer rod cannot be used.

E. Install sealant free of air pockets, foreign embedded matter, ridges, and sags, and without getting sealant on adjacent surfaces.

F. Do not install sealant when ambient temperature is outside manufacturer's recommended temperature range, or will be outside that range during the entire curing period, unless manufacturer's approval is obtained and instructions are followed.

G. Nonsag Sealants: Tool surface concave, unless otherwise indicated; remove masking tape immediately after tooling sealant surface.

H. Concrete Floor Joint Filler: After full cure, shave joint filler flush with top of concrete slab.

3.4 FIELD QUALITY CONTROL

A. See Section 014000 - Quality Requirements for additional requirements.

B. Perform field quality control inspection/testing as specified in PART 1 under QUALITY ASSURANCE article.

C. Non-Destructive Adhesion Testing: If there are any failures in first 100 linear feet, notify Architect immediately.

D. Destructive Adhesion Testing: If there are any failures in first 1,000 linear feet, notify Architect immediately.

E. Remove and replace failed portions of sealants using same materials and procedures as indicated for original installation.

F. Repair destructive test location damage immediately after evaluation and recording of results.

END OF SECTION 079200

SECTION 092216 - NON-STRUCTURAL METAL FRAMING

PART 1 GENERAL

1.1 SECTION INCLUDES

A. Metal partition, ceiling, and soffit framing.

B. Framing accessories.

1.2 RELATED REQUIREMENTS

A. Section {\id\#230} - {\t\#230}: Wood blocking within stud framing.

B. Section {\id\#462} - {\t\#462}: Execution requirements for anchors for attaching work of this section.

1.3 REFERENCE STANDARDS

A. AISI S100 - North American Specification for the Design of Cold-Formed Steel Structural Members; 2016, with Supplement (2020).

B. AISI S100-12 - North American Specification for the Design of Cold-Formed Steel Structural Members; 2012.

C. AISI S220 – North American Specification for the Design of Cold-Formed Steel Framing – Nonstructural members.

D. ASTM A36/A36M - Standard Specification for Carbon Structural Steel; 2019.

E. ASTM A653/A653M - Standard Specification for Steel Sheet, Zinc-Coated (Galvanized) or Zinc-Iron Alloy-Coated (Galvannealed) by the Hot-Dip Process; 2023.

F. ASTM A1003/A1003M - Standard Specification for Steel Sheet, Carbon, Metallic- and Nonmetallic-Coated for Cold-Formed Framing Members; 2015.

G. ASTM C645 - Standard Specification for Nonstructural Steel Framing Members; 2018.

H. ASTM C754 - Standard Specification for Installation of Steel Framing Members to Receive Screw-Attached Gypsum Panel Products; 2020.

I. ASTM C1002 - Standard Specification for Steel Self-Piercing Tapping Screws for Application of Gypsum Panel Products or Metal Plaster Bases to Wood Studs or Steel Studs; 2022.

J. ASTM E84 - Standard Test Method for Surface Burning Characteristics of Building Materials; 2023d.

K. ASTM E90 - Standard Test Method for Laboratory Measurement of Airborne Sound Transmission Loss of Building Partitions and Elements; 2023.

L. ASTM E413 - Classification for Rating Sound Insulation; 2022.

1.4 SUBMITTALS

A. See Section 013000 - Administrative Requirements for submittal procedures.

B. Shop Drawings:

1. Indicate prefabricated work, component details, framed openings, anchorage to structure, acoustic details, and accessories.

2. Describe method for securing studs to tracks, and for blocking and reinforcement of framing connections.

C. Product Data: Provide data describing framing member materials and finish, product criteria, load charts, and limitations.

D. Product Data: Provide manufacturer's data on partition head to structure connectors, showing compliance with requirements.

E. Evaluation Reports: Submit evaluation reports for framing, tracks, anchors, and fasteners from ICC-ES or other qualified testing agency acceptable to authorities having jurisdiction.

F. Manufacturer's Installation Instructions: Indicate special procedures and perimeter conditions requiring special attention.

1.5 QUALITY ASSURANCE

A. Installer Qualifications: Company specializing in performing the work of this section with minimum five years documented experience and approved by manufacturer.

B. Code-Compliance Certification of Studs and Tracks: Provide documentation that framing members are certified in accordance with the product-certification program of the the Certified Steel Stud Association, the Steel Framing Industry Association, or the Steel Stud Manufacturers Association.

1.6 DELIVERY, STORAGE, AND HANDLING

A. Protect cold-formed metal framing from corrosion, deformation, and other damage during delivery, storage, and handling as required by AISI S202 "Code of Standard Practice."

PART 2 PRODUCTS

2.1 MANUFACTURERS

A. Metal Framing, Connectors, and Accessories:

1. CEMCO: www.cemcosteel.com/#sle.

2. ClarkDietrich Building Systems: www.clarkdietrich.com/#sle.

3. Jaimes Industries: www.jaimesind.com/#sle.

4. Marino: www.marinoware.com/#sle.

5. MBA Building Supplies, Inc.: www.mbastuds.com.

6. State Building Products, Inc.: http://www.statebp.com.

7. Steel Construction Systems: www.steelconsystems.com/#sle.

8. The Steel Network, Inc: www.SteelNetwork.com/#sle.

9. Substitutions: See Section 016000 - Product Requirements.

2.2 FRAMING MATERIALS

A. Design Requirements: Contractor is responsible for designing metal framing used to comply with performance requirements, including anchorage to structural system and necessary modifications to meet specified requirements and maintain visual design concepts.

1. Design framing systems in accordance with AISI S220, "North American Specification for the Design of Cold-Formed Steel Framing - Nonstructural Members" and ASTM C645, Section 10, unless otherwise indicated.

B. Performance Requirements:

1. Interior Suspended Gypsum Board Ceilings, Soffits, and Bulkheads: Design and install to provide deflection of not more than L/360 of distance between supports.

2. Interior Metal Stud/Gypsum Board Assemblies: Design and install to withstand lateral loading (air pressure) of 5 PSF with deflection limit not more than L/240 of partition height.

3. Interior Metal Stud/Gypsum Board Assemblies at Locations with Ceramic Tile or Other Hard Surface Finishes: Design and install to withstand lateral loading (air pressure) with deflection limit not more than L/360 of partition height.

4. Where documents indicate a stud size, size shall be considered minimum. Increase gage to meet minimum performance requirements.

5. Accommodate building structure deflections in connections to structure.

C. STC-Rated Assemblies: For STC-rated assemblies, provide materials and construction identical to those tested in assembly indicated, according to ASTM E 90 and classified according to ASTM E 413 by an independent testing agency.

D. Non-Loadbearing Framing System Components: AISI S220 and ASTM C645, Section 10; galvanized sheet steel, of size and properties necessary to comply with ASTM C754 for the spacing indicated, with maximum deflection of wall framing of limits listed above.

1. Protective Coating: AISI S220, ASTM A 653/A 653M, G40, (Z120); or coating with equivalent corrosion resistance of ASTM A653/A653M, G40 (Z120), hot-dip galvanized unless otherwise indicated.

   a. Galvannealed products are unacceptable.

2. Studs: C shaped with flat or formed webs.

   a. Minimum Base-Steel Thickness: 0.0296 inch (20-gage drywall) unless otherwise indicated.

   b. Minimum Base-Steel Thickness at Wall Tile: 0.033 inch.

   c. Minimum Base-Steel Thickness at Opening Jambs: 0.033 inch.

3. Runners: U shaped, sized to match studs.

   a. Minimum Base-Steel Thickness: Same as studs.

4. Equivalent Gauge Studs and Runners:

   a. High strength, roll-formed and embossed with surface deformations to stiffen the framing members so they are structurally comparable to conventional ASTM C645 steel studs and tracks.

   b. Minimum Base Steel Thickness: 0.0181 inch (20 EQ).

   c. Prohibited Locations: High-strength (EQ) studs may not be used at the following locations:

      1) Walls at vestibules or other areas expected to be exposed to wind loads greater than 5 psf.

      2) Walls to receive tile or other inflexible finishes.

      3) Walls used to support countertop construction, casework, audio/visual equipment, or other similar elements.

      4) Walls greater than 15 feet in height.

   d. Acceptable Product: ClarkDietrich; ProSTUD20 and ProTRAK20 with Smart Edge technology.

5. Ceiling Carrying Channels: C shaped (Main Runners).

a. Minimum Base-Steel Thickness: 0.053 inch.

b. Minimum Depth: 1-1/2 inches.

c. Minimum flange width: 1/2 inch.

6. Ceiling Furring Channels (Furring Members):

a. Cold-Rolled Channels: 0.053-inch uncoated-steel thickness, with minimum 1/2-inch-wide flanges, 3/4 inch deep.

b. Steel Studs and Runners: 0.0296-inch minimum base-steel thickness.

c. Equivalent Gauge Studs and Runners: 0.0181 inch (20 EQ) minimum base-steel thickness.

1) Acceptable Product: ClarkDietrich; ProSTUD20 and ProTRAK20 with Smart Edge technology.

d. Hat-Shaped, Rigid Furring Channels: 0.0296-inch minimum base-steel thickness, 7/8-inch deep.

7. Furring: Hat-shaped sections, minimum depth of 7/8 inch.

a. Minimum Base-Steel Thickness: 0.0296 inch.

8. Cold-Rolled U-Channel Bridging: Steel, 0.0538-inch minimum base-steel thickness, with minimum 1/2-inch- wide flanges.

a. Depth: 1-1/2 inches.

9. Z-Shaped Furring: With slotted or non-slotted web, face flange of 1-1/4 inches, wall attachment flange of 3/4 inch, minimum uncoated-steel thickness of 0.018 inch, and depth required to fit insulation thickness indicated.

E. Grid Suspension System for Gypsum Board Ceilings: ASTM C 645, direct-hung, non-rated system unless otherwise rnoted, composed of main beams and cross-furring members that interlock.

1. Acceptable Products:

a. Armstrong World Industries, Inc.; Drywall Grid Systems (non-rated).

b. Chicago Metallic Corporation; Drywall Grid System (non-rated).

c. USG Corporation; Drywall Suspension System (non-rated).

F. Tie Wire: ASTM A 641/A 641M, Class 1 zinc coating, soft temper, 0.062-inch-diameter wire, or double strand of 0.048-inch-diameter wire.

G. Wire Hangers: ASTM A 641/A 641M, Class 1 zinc coating, soft temper, 0.16 inch in diameter.

H. Flat Hangers: Steel sheet, 1 by 3/16 inch by length indicated.

I. Partition Head to Structure Connections: Provide mechanical anchorage devices that accommodate deflection using slotted holes, screws, and anti-friction bushings, preventing rotation of studs while maintaining structural performance of partition.

1. Structural Performance: Maintain lateral load resistance and vertical movement capacity required by applicable code, when evaluated in accordance with AISI S100.

2. Material: ASTM A653/A653M steel sheet, SS Grade 50, with G60/Z180 hot-dipped galvanized coating.

3. Provide top track preassembled with connection devices spaced to fit stud spacing indicated on drawings; minimum track length of 12 feet.

J. Non-Loadbearing Framing Accessories:

1. Ceiling Hangers: Type and size as specified in ASTM C754 for spacing required.

2. Partial Height Wall Framing Support: Provides stud reinforcement and anchored connection to floor.

a. Materials: ASTM A36/A36M formed sheet steel support member with factory-welded ASTM A1003/A1003M steel plate base.

b. Products:

1) ClarkDietrich; Pony Wall (PW): www.clarkdietrich.com/#sle.

2) Substitutions: See Section 016000 - Product Requirements.

3. Framing Connectors: ASTM A653/A653M G90 galvanized steel clips; secures cold rolled channel to wall studs for lateral bracing.

4. Flexible Wood Backing: Fire-retardant-treated wood with sheet steel connectors.

a. Products:

1) ClarkDietrich; Danback: www.clarkdietrich.com/#sle.

2) Substitutions: See Section 016000 - Product Requirements.

5. Sheet Metal Backing: 0.0538 inch thick, galvanized.

6. Fasteners for Metal Framing: Of type, material, size, corrosion resistance, holding power, and other properties required to fasten steel members to substrates.

7. Fasteners: ASTM C1002 self-piercing tapping screws.

8. Anchorage Devices: Powder actuated.

9. Acoustic Sealant: Acrylic emulsion latex or water-based elastomeric sealant; do not use solvent-based non-curing butyl sealant.

K. Sound Isolation Tape: Elastomeric foam tape for sound decoupling.

1. Surface Burning Characteristics: Provide assemblies with flame spread index of 75 or less and smoke developed index of 450 or less, when tested in accordance with ASTM E84.

2. Tape Thickness: 1/4 inch.

3. Products:

a. Armacell LLC; ArmaSound MTD: www.armacell.us/#sle.

b. Substitutions: See Section 016000 - Product Requirements.

L. Tracks and Runners: Same material and thickness as studs, bent leg retainer notched to receive studs.

M. Acoustic Insulation and Sealant: As specified in Section {\id\#462} - {\t\#462}.

N. Isolation Strip at Exterior Walls: Provide one of the following:

1. Asphalt-Saturated Organic Felt: ASTM D 226, Type I (No. 15 asphalt felt), nonperforated.

2. Foam Gasket: Adhesive-backed, closed-cell vinyl foam strips that allow fastener penetration without foam displacement, 1/8 inch thick, in width to suit steel stud size.

2.3 FABRICATION

A. Fabricate assemblies of framed sections to sizes and profiles required.

B. Fit, reinforce, and brace framing members to suit design requirements.

C. Fit and assemble in largest practical sections for delivery to site, ready for installation.

PART 3 EXECUTION

3.1 EXAMINATION

A. Verify existing conditions before starting work.

B. Verify that rough-in utilities are in proper location.

C. Examine areas and substrates for compliance with requirements and other conditions affecting performance. Proceed with installation only after unsatisfactory conditions have been corrected.

3.2 PREPARATION

A. Suspended Assemblies: Coordinate installation of suspension systems with installation of overhead structure to ensure that inserts and other provisions for anchorages to building structure have been installed to receive hangers at spacing required to support the Work and that hangers will develop their full strength.

3.3 INSTALLATION OF STUD FRAMING

A. Comply with requirements of ASTM C754.

B. Install framing and accessories plumb, square, and true to line, with connections securely fastened.

C. Install bracing at terminations in assemblies.

1. For interior non-load bearing walls indicated to terminate above suspended ceilings provide 20-gauge stud diagonal bracing of walls at door openings, corner wall intersections and at maximum 10’-0” intervals to structural supports or substrates above. Otherwise extend framing full height to structural supports or substrates above suspended ceilings.

D. Do not bridge building control and expansion joints with non-load-bearing steel framing members. Frame both sides of joints independently.

E. Partitions Terminating at Ceiling: Attach ceiling runner securely to ceiling track in accordance with manufacturer's instructions.

F. Partitions Terminating at Structure: Attach top runner to structure, maintain clearance between top of studs and structure, and connect studs to track using specified mechanical devices in accordance with manufacturer's instructions; verify free movement of top of stud connections; do not leave studs unattached to track.

G. Align and secure top and bottom runners at 24 inches on center unless otherwise indicated.

H. At partitions indicated with an acoustic rating:

1. Install acoustic insulation, sealants, and accessories as described in Section 09 21 16.

2. Provide components and install as required to produce STC ratings as indicated, based on published tests by manufacturer conducted in accordance with ASTM E90 with STC rating calculated in accordance with ASTM E413.

3. Sound Isolation Tape: Apply to vertical studs and top and bottom tracks/runners in accordance with manufacturer's instructions.

I. Fit runners under and above openings; secure intermediate studs to same spacing as wall studs.

J. Install studs vertically at spacing indicated on drawings unless otherwise required to meet performance requirements.

K. Install studs so flanges within framing system point in same direction.

L. Where studs are installed directly against exterior masonry walls or dissimilar metals at exterior walls, install isolation strip between studs and exterior wall.

M. Align stud web openings horizontally.

N. Secure studs to tracks using crimping method. Do not weld.

O. Stud splicing is not permissible.

P. Fabricate corners using a minimum of three studs.

Q. Install double studs at wall openings, door and window jambs, not more than 2 inches from each side of openings.

1. Extend jamb studs through suspended ceilings and attach to underside of overhead structure.

2. Install cripple studs at head adjacent to each jamb stud, with a minimum 1/2-inch clearance from jamb stud to allow for installation of control joint in finished assembly.

R. Brace stud framing system rigid.

S. Coordinate erection of studs with requirements of door frames and window frames; install supports and attachments.

T. Coordinate installation of bucks, anchors, and blocking with electrical, mechanical, and other work to be placed within or behind stud framing.

U. Furring: Coordinate with sound isolation clip spacing and locations. Lap splices a minimum of 6 inches.

V. Use sheet metal backing/blocking for reinforcement of the following:

1. Framed openings.
2. Wall mounted cabinets.
3. Plumbing fixtures.
4. Toilet accessories.
5. Wall mounted door hardware.
6. Wall mounted televisions or other equipment.

3.4 CEILING AND SOFFIT FRAMING

A. Contractor's Option: At the Contractor's option suspended ceiling systems may be either suspended steel framing system or grid suspension system.

B. Comply with requirements of ASTM C754.

C. Install furring after work above ceiling or soffit is complete. Coordinate the location of hangers with other work.

D. Install furring independent of walls, columns, and above-ceiling work.

E. Securely anchor hangers to structural members or embed in structural slab. Space hangers as required to limit deflection to criteria indicated.

1. Hanger spacing not to exceed 48 inches on center.

F. Suspend hangers from building structure as follows:

1. Install hangers plumb and free from contact with insulation or other objects within ceiling plenum that are not part of supporting structural or suspension system.

   a. Splay hangers only where required to miss obstructions and offset resulting horizontal forces by bracing, countersplaying, or other equally effective means.

2. Where width of ducts and other construction within ceiling plenum produces hanger spacings that interfere with locations of hangers required to support standard suspension system members, install supplemental suspension members and hangers in the form of trapezes or equivalent devices.

3. Wire Hangers: Secure by looping and wire tying, either directly to structures or to inserts, eye screws, or other devices and fasteners that are secure and appropriate for substrate, and in a manner that will not cause hangers to deteriorate or otherwise fail.

4. Do not attach hangers to steel roof deck.

5. Do not attach hangers to permanent metal forms. Furnish cast-in-place hanger inserts that extend through forms.

6. Do not attach hangers to rolled-in hanger tabs of composite steel floor deck.

7. Do not connect or suspend steel framing from ducts, pipes, or conduit.

G. Space main carrying channels at maximum 48 inch on center, and not more than 6 inches from wall surfaces. Lap splice securely.

H. Securely fix carrying channels to hangers to prevent turning or twisting and to transmit full load to hangers.

I. Place furring channels perpendicular to carrying channels, not more than 2 inches from perimeter walls, and rigidly secure. Lap splices securely.

J. Reinforce openings in suspension system that interrupt main carrying channels or furring channels with lateral channel bracing. Extend bracing minimum 24 inches past each opening.

K. Laterally brace suspension system.

L. Grid Suspension Systems: Attach perimeter wall track or angle where grid suspension systems meet vertical surfaces. Mechanically join main beam and cross-furring members to each other and butt-cut to fit into wall track.

M. Installation Tolerances: Install suspension systems that are level to within 1/8 inch in 12 feet measured lengthwise on each member that will receive finishes and transversely between parallel members that will receive finishes.

3.5 TOLERANCES

A. Maximum Variation From True Position: 1/8 inch in 10 feet.

B. Maximum Variation From Plumb: 1/8 inch in 10 feet.

END OF SECTION 092216

SECTION 092900 - GYPSUM BOARD

PART 1 GENERAL

1.1 SECTION INCLUDES

A. Performance criteria for gypsum board assemblies.

B. Acoustic insulation.

C. Gypsum wallboard.

D. Joint treatment and accessories.

1.2 RELATED REQUIREMENTS

A. Section 061600 - Sheathing: Exterior wall sheathing.

B. Section {\id\#456} - {\t\#456}.

1.3 REFERENCE STANDARDS

A. ASTM C475/C475M - Standard Specification for Joint Compound and Joint Tape for Finishing Gypsum Board; 2017 (Reapproved 2022).

B. ASTM C557 - Standard Specification for Adhesives for Fastening Gypsum Wallboard to Wood Framing; 2003 (Reapproved 2017).

C. ASTM C754 - Standard Specification for Installation of Steel Framing Members to Receive Screw-Attached Gypsum Panel Products; 2020.

D. ASTM C840 - Standard Specification for Application and Finishing of Gypsum Board; 2023.

E. ASTM C954 - Standard Specification for Steel Drill Screws for the Application of Gypsum Panel Products or Metal Plaster Bases to Steel Studs from 0.033 in. (0.84 mm) to 0.112 in. (2.84 mm) in Thickness; 2022.

F. ASTM C1002 - Standard Specification for Steel Self-Piercing Tapping Screws for Application of Gypsum Panel Products or Metal Plaster Bases to Wood Studs or Steel Studs; 2022.

G. ASTM C1047 - Standard Specification for Accessories for Gypsum Wallboard and Gypsum Veneer Base; 2019.

H. ASTM C1325 - Standard Specification for Fiber-Mat Reinforced Cementitious Backer Units; 2022, with Editorial Revision (2023).

I. ASTM C1396/C1396M - Standard Specification for Gypsum Board; 2017.

J. ASTM C1629/C1629M - Standard Classification for Abuse-Resistant Nondecorated Interior Gypsum Panel Products and Fiber-Reinforced Cement Panels; 2023.

K. ASTM C1658/C1658M - Standard Specification for Glass Mat Gypsum Panels; 2019, with Editorial Revision (2020).

L. ASTM D3273 - Standard Test Method for Resistance to Growth of Mold on the Surface of Interior Coatings in an Environmental Chamber; 2021.

M. ASTM E90 - Standard Test Method for Laboratory Measurement of Airborne Sound Transmission Loss of Building Partitions and Elements; 2023.

N. ASTM E413 - Classification for Rating Sound Insulation; 2022.

O. GA-216 - Application and Finishing of Gypsum Panel Products; 2024.

P. GA-600 - Fire Resistance and Sound Control Design Manual; 2024.

1.4 ADMINISTRATIVE REQUIREMENTS

A. Coordination: Coordinate the installation of gypsum board assemblies with size, location, and installation of service utilities.

B. Preinstallation Meeting: Conduct a preinstallation meeting one week prior to the start of the work of this section; require attendance by all affected installers.

C. Sequencing: Install service utilities in an orderly and expeditious manner.

1.5 SUBMITTALS

A. See Section 013000 - Administrative Requirements for submittal procedures.

B. Product Data: Provide data on gypsum board, accessories, joint finishing system, and acoustic insulation and sealants.

C. Shop Drawings: Indicate special details associated with acoustic seals.

1.6 QUALITY ASSURANCE

A. Installer Qualifications: Company specializing in performing work of the type specified and with at least five years of documented experience.

1.7 DELIVERY, STORAGE, AND HANDLING

A. Deliver materials in original packages, containers, or bundles bearing brand name and identification of manufacturer or supplier.

B. Store gypsum products and accessories indoors and keep above freezing. Elevate boards above floor, on nonwicking supports, in accordance with manufacturer's recommendations.

C. Protected against damage from weather, direct sunlight, surface contamination, corrosion, construction traffic, and other causes. Stack gypsum panels flat to prevent sagging.

1.8 FIELD CONDITIONS

A. Environmental Limitations: Comply with requirements of ASTM C840 or gypsum board manufacturer's written recommendations, whichever are more stringent.

PART 2 PRODUCTS

2.1 GYPSUM BOARD ASSEMBLIES

A. Provide completed assemblies complying with ASTM C840 and GA-216.

1. See PART 3 for finishing requirements.

B. Interior Partitions, Indicated as Acoustic: Provide completed assemblies with the following characteristics:

1. Acoustic Attenuation: STC as indicated calculated in accordance with ASTM E413, based on tests conducted in accordance with ASTM E90.

2.2 BOARD MATERIALS

A. Manufacturers - Gypsum-Based Board:

1. American Gypsum Company: www.americangypsum.com.

2. CertainTeed Corporation: www.certainteed.com.

3. Georgia-Pacific Gypsum: www.gpgypsum.com.

4. National Gypsum Company: www.nationalgypsum.com.

5. USG Corporation: www.usg.com.

6. Substitutions: See Section 016000 - Product Requirements.

B. Gypsum Wallboard: Paper-faced gypsum panels as defined in ASTM C1396/C1396M; sizes to minimize joints in place; ends square cut.

1. Application: Use for vertical surfaces and ceilings, unless otherwise indicated.

2. Glass mat faced gypsum panels as defined in ASTM C1658/C1658M, suitable for paint finish, of the same core type and thickness may be substituted for paper-faced board unless otherwise required below.

a. Glass mat faced gypsum panels are required for all pre-rock applications and gypsum installation prior to building being enclosed.

3. Mold Resistance: Score of 10, when tested in accordance with ASTM D3273.

   a. Mold-resistant board is required whenever board is being installed before the building is enclosed and conditioned.

   b. Mold resistant board is required in areas subject to wetting, steam, or high humidity.

4. Thickness:

   a. Vertical Surfaces: 5/8 inch.

   b. Ceilings: 5/8 inch, unless otherwise noted.

   c. Multi-Layer Assemblies: Thicknesses as indicated on drawings.

5. Paper-Faced Products:

   a. American Gypsum Company; FireBloc Type X Gypsum Wallboard: www.americangypsum.com/#sle.

   b. American Gypsum Company; FireBloc Type C Gypsum Wallboard: www.americangypsum.com/#sle.

   c. CertainTeed Corporation; Type C Drywall: www.certainteed.com/#sle.

   d. CertainTeed Corporation; Type X Drywall: www.certainteed.com/#sle.

   e. Georgia-Pacific Gypsum; ToughRock Fireguard X: www.gpgypsum.com/#sle.

   f. Georgia-Pacific Gypsum; ToughRock Fireguard C: www.gpgypsum.com/#sle.

   g. Gold Bond Building Products, LLC provided by National Gypsum Company; Gold Bond Fire-Shield Gypsum Board: www.goldbondbuilding.com/#sle.

   h. Gold Bond Building Products, LLC provided by National Gypsum Company; Gold Bond Fire-Shield C 5/8" Gypsum Board: www.goldbondbuilding.com/#sle.

   i. USG Corporation; Sheetrock Firecode Type X.

   j. USG Corporation; Sheetrock Firecode Type C.

   k. USG Corporation; Sheetrock Ecosmart Type X

   l. Substitutions: See Section 016000 - Product Requirements.

6. Mold-Resistant, Paper-Faced Products:

   a. American Gypsum Company; M-Bloc Type X: www.americangypsum.com/#sle.

   b. American Gypsum Company; M-Bloc Type C: www.americangypsum.com/#sle.

   c. CertainTeed Corporation; M2Tech 5/8" Type X Moisture & Mold Resistant Drywall: www.certainteed.com/#sle.

   d. Georgia-Pacific Gypsum; ToughRock Fireguard X Mold-Guard: www.gpgypsum.com/#sle.

   e. National Gypsum Company; Gold Bond XP Gypsum Board.

   f. Gold Bond Building Products, LLC provided by National Gypsum Company; Gold Bond XP Fire-Shield Gypsum Board: www.goldbondbuilding.com/#sle.

   g. USG Corporation; Sheetrock Mold Tough Firecode Type X.

   h. USG Corporation; Sheetrock Mold Tough Ecosmart Firecode Type X.

   i. Substitutions: See Section 016000 - Product Requirements.

C. Impact Resistant Wallboard:

1. Application: Exterior walls of custodial and golf simulator and where indicated in Drawings.

2. Surface Abrasion: Level 3, minimum, when tested in accordance with ASTM C1629/C1629M.

3. Indentation: Level 1, minimum, when tested in accordance with ASTM C1629/C1629M.

4. Soft Body Impact: Level 3, minimum, when tested in accordance with ASTM C1629/C1629M.

5. Hard Body Impact: Level 3, minimum, when tested in accordance with ASTM C1629/C1629M.

6. Mold Resistance: Score of 10, when tested in accordance with ASTM D3273.

7. Paper-Faced Type: Gypsum wallboard, as defined in ASTM C1396/C1396M.

8. Type: Fire-resistance-rated Type X, UL or WH listed.

9. Surface Weight:

a. 2.2 lbs per square foot minimum for one 5/8” thick wallboard layer.

10. Thickness: 5/8 inch.

11. Edges: Tapered.

12. Paper-Faced Products:

a. American Gypsum Company; M-Bloc IR Type X: www.americangypsum.com/#sle.

b. CertainTeed Corporation; Extreme Impact Resistant Drywall with M2Tech: www.certainteed.com/#sle.

c. Gold Bond Building Products, LLC provided by National Gypsum Company; Gold Bond XP Hi-Impact Gypsum Board: www.goldbondbuilding.com/#sle.

d. Substitutions: See Section 016000 - Product Requirements.

2.3 ACCESSORIES

A. Sound Attenuation Insulation: ASTM C665; mineral fiber or glass fiber batt, friction fit type, unfaced, produced by combining thermosetting resins with mineral fibers manufactured from glass, slag wool, or rock wool.

1. Thickness: As indicated on Drawings, minimum 2 inches.

B. Acoustic Sealant: Acrylic emulsion latex or water-based elastomeric sealant; do not use solvent-based non-curing butyl sealant.

1. Products:

a. Franklin International, Inc; Titebond GREENchoice Professional Acoustical Smoke and Sound Sealant: www.titebond.com/#sle.

b. Liquid Nails, a brand of PPG Architectural Coatings: www.liquidnails.com/#sle.

c. Specified Technologies Inc; Smoke N Sound Acoustical Sealant: www.stifirestop.com/#sle.

d. Pecora Corporation; AC-20 FTR.

e. Specified Technologies, Inc.; Smoke N Sound Acoustical Sealant.

f. Grabber Construction Products; Acoustical Sealant GSC.

g. Accumetric LLC; BOSS 826 Acoustical Sound Sealant.

h. USG Corporation; SHEETROCK Acoustical Sealant.

i. Substitutions: See Section 016000 - Product Requirements.

2. Acoustical joint sealant shall have a VOC content of 250 g/L or less when calculated according to 40 CFR 59, Subpart D (EPA Method 24).

3. Color of exposed acoustical joint sealants: Match adjacent surface.

C. Acoustical Outlet Box Pads:

1. Minimum thickness - 1/8 inch.

2. Adhesion - adheres readily to metal or plastic.

3. Service temperature - 30 degrees to 200 degrees F.

4. Shall contain no asbestos.

5. Minimum shelf life - 1 year.

6. Non Fire Rated Products:

a. Lowry's Outlet Box Pads as manufactured by Harry A. Lowry & Associates, Inc., Sun Valley, CA.

b. Sound Pad #68 as manufactured by L.H. Dottie Co., City of Commerce, CA.

D. Finishing Accessories: ASTM C1047, galvanized steel, rolled zinc, rigid plastic, or composite, unless noted otherwise.

1. Types: As detailed or required for finished appearance.

2. Special Shapes: In addition to conventional corner bead and control joints, provide U-bead, L-bead, LC-bead, and Casing Bead at exposed panel edges.

3. Acceptable Products:

a. Same manufacturer as framing materials.

b. ClarkDietrich (Finishing Accessories) www.clarkdietrich.com

c. Phillips Manufacturing Co: www.phillipsmfg.com/#sle.

d. Trim-tex, Inc: www.trim-tex.com/#sle.

e. Substitutions: See Section 016000 - Product Requirements.

E. Joint Materials: ASTM C475/C475M and as recommended by gypsum board manufacturer for project conditions.

1. Tape: 2 inch wide, coated glass fiber tape for joints and cornersexterior and glass-mat gypsum.

2. Tape: 2 inch wide, creased paper tape for joints and cornersfor interior gypsum board.

3. Joint Compound: Drying type, vinyl-based, ready-mixed.

F. Finishing Compound: Surface coat and primer, takes the place of skim coating.

G. High Build Drywall Surfacer: Vinyl acrylic latex-based coating for spray application, designed to take the place of skim coating and separate paint primer in achieving Level 5 finish.

H. Screws for Fastening of Gypsum Panel Products to Cold-Formed Steel Studs Less than 0.033 inches in Thickness and Wood Members: ASTM C1002; self-piercing tapping screws, corrosion-resistant.

I. Screws for Fastening of Gypsum Panel Products to Steel Members from 0.033 to 0.112 inch in Thickness: ASTM C954; steel drill screws, corrosion-resistant.

J. Anchorage to Substrate: Tie wire, screws, and other metal supports, of type and size to suit application; to rigidly secure materials in place.

K. Adhesive for Attachment to Metal:

1. Products:

a. Franklin International, Inc; Titebond PROvantage Professional Drywall Adhesive: www.titebond.com/#sle.

b. Liquid Nails, a brand of PPG Architectural Coatings: www.liquidnails.com/#sle.

c. Substitutions: See Section 016000 - Product Requirements.

PART 3 EXECUTION

3.1 EXAMINATION

A. Verify that project conditions are appropriate for work of this section to commence.

B. Examine panels before installation. Reject panels that are wet, moisture damaged, and mold damaged.

C. Proceed with installation only after unsatisfactory conditions have been corrected.

3.2 ACOUSTIC ACCESSORIES INSTALLATION

A. General: Limit installation of outlet boxes and other penetrations to one penetration per stud bay. Seal all penetrations and gaps with acoustic sealant, outlet box pads, or other acoustic shielding materials as approved by Architect in accordance with manufacturer's written instructions and tested assembly instructions.

B. Preparation for acoustic sealant:

1. Surface Cleaning of Joints: Clean out joints immediately before installing acoustical joint sealants to comply with joint-sealant manufacturer's written instructions.

2. Joint Priming: Prime joint substrates where recommended by acoustical-joint-sealant manufacturer. Apply primer to comply with joint-sealant manufacturer's written instructions. Confine primers to areas of joint-sealant bond; do not allow spillage or migration onto adjoining surfaces.

3. Masking Tape: Use masking tape where required to prevent contact of sealant or primer with adjoining surfaces that otherwise would be permanently stained or damaged by such contact or by cleaning methods required to remove sealant smears. Remove tape immediately after tooling without disturbing joint seal.

C. Acoustic Insulation: Place tightly within spaces, around cut openings, behind and around electrical and mechanical items within partitions, and tight to items passing through partitions.

D. Install sound attenuation blankets before installing gypsum panels unless blankets are readily installed after panels have been installed on one side.

E. Acoustic Sealant: Install as follows:

1. Comply with ASTM C 919, ASTM C 1193, and manufacturer's written recommendations for closing off sound-flanking paths around or through assemblies, including sealing partitions to underside of floor slabs above acoustical ceilings.

2. Acoustical Ceiling Areas: Apply acoustical joint sealant at perimeter edge moldings of acoustical ceiling areas in a continuous ribbon concealed on back of vertical legs of moldings before they are installed.

3. Place one bead continuously on substrate before installation of perimeter framing members.

4. Place continuous bead at perimeter of each layer of gypsum board.

5. Seal around all penetrations by conduit, pipe, ducts, and rough-in boxes, except where firestopping is provided.

F. Acoustical Outlet Box Pads: Install as follows within acoustic partitions:

1. Remove any water, excess dust, dirt and oil from the surfaces.

2. Comply with manufacturer's written instructions and UL requirements.

3. Ensure the entire surface is covered. Seal around conduit where it connects to outlet box using manufacturer's recommended materials.

3.3 BOARD INSTALLATION

A. Comply with ASTM C840 and manufacturer's instructions. Install to minimize butt end joints, especially in highly visible locations.

B. Install panels with face side out. Butt panels together for a light contact at edges and ends with not more than 1/16 inch (1.5 mm) of open space between panels. Do not force into place.

C. Form control and expansion joints with space between edges of adjoining gypsum panels.

D. Cover both faces of support framing with gypsum panels in concealed spaces (above ceilings, etc.), except in chases braced internally.

1. Unless concealed application is indicated or required for sound, fire, air, or smoke ratings, coverage may be accomplished with scraps of not less than 8 sq. ft. (0.7 sq. m) in area.

2. Fit gypsum panels around ducts, pipes, and conduits.

3. Where partitions intersect structural members projecting below underside of floor/roof slabs and decks, cut gypsum panels to fit profile formed by structural members; allow 1/4- to 3/8-inch- (6.4- to 9.5-mm-) wide joints to install sealant.

E. Single-Layer Nonrated: Install gypsum board in most economical direction, with ends and edges occurring over firm bearing.

F. Double-Layer Non-Rated: Use gypsum board for first layer, placed parallel to framing or furring members, with ends and edges occurring over firm bearing. Place second layer perpendicular to framing or furring members. Offset joints of second layer from joints of first layer.

G. Installation on Metal Framing: Use screws for attachment of gypsum board.

H. STC-Rated Assemblies: Seal construction at perimeters, behind control joints, and at openings and penetrations with a continuous bead of acoustical sealant. Install acoustical sealant at both faces of partitions at perimeters and through penetrations. Comply with ASTM C 919 and with manufacturer's written instructions for locating edge trim and closing off sound-flanking paths around or through assemblies, including sealing partitions above acoustical ceilings.

3.4 INSTALLATION OF TRIM AND ACCESSORIES

A. Control Joints: Place control joints consistent with lines of building spaces and as indicated.

1. Not more than 30 feet apart on walls and ceilings over 50 feet long.

2. At exterior soffits, not more than 30 feet apart in both directions.

B. Corner Beads: Install at external corners, using longest practical lengths.

C. Edge Trim: Install at locations where gypsum board abuts dissimilar materials.

3.5 JOINT TREATMENT

A. Paper Faced Gypsum Board: Use paper joint tape, embed with drying type joint compound and finish with drying type joint compound.

B. Finish gypsum board in accordance with levels defined in ASTM C840, as follows:

1. Level 5: Walls and ceilings to receive semi-gloss or gloss paint finish and other areas specifically indicated.

2. Level 4: Walls and ceilings to receive paint finish or wall coverings, unless otherwise indicated.

3. Level 3: Walls to receive textured wall finish.

4. Level 2: In utility areas, behind cabinetry, and on backing board to receive tile finish.

5. Level 1: Fire-resistance-rated wall areas above finished ceilings, whether or not accessible in the completed construction.

C. Tape, fill, and sand exposed joints, edges, and corners to produce smooth surface ready to receive finishes.

1. Feather coats of joint compound so that camber is maximum 1/32 inch.

D. Where Level 5 finish is indicated, spray apply high build drywall surfacer over entire surface after joints have been properly treated; achieve a flat and tool mark-free finish.

E. Fill and finish joints and corners of cementitious backing board as recommended by manufacturer.

3.6 TOLERANCES

A. Maximum Variation of Finished Gypsum Board Surface from True Flatness: 1/8 inch in 10 feet in any direction.

3.7 PROTECTION

A. Protect installed gypsum board assemblies from subsequent construction operations.

B. Repair damage from construction operations.

END OF SECTION 092900

SECTION 095100 - ACOUSTICAL CEILINGS

PART 1 GENERAL

1.1 SECTION INCLUDES

A. Suspended metal grid ceiling system.

B. Acoustical units.

1.2 REFERENCE STANDARDS

A. ASTM A653/A653M - Standard Specification for Steel Sheet, Zinc-Coated (Galvanized) or Zinc-Iron Alloy-Coated (Galvannealed) by the Hot-Dip Process; 2023.

B. ASTM C635/C635M - Standard Specification for Manufacture, Performance, and Testing of Metal Suspension Systems for Acoustical Tile and Lay-in Panel Ceilings; 2022.

C. ASTM C636/C636M - Standard Practice for Installation of Metal Ceiling Suspension Systems for Acoustical Tile and Lay-In Panels; 2019.

D. ASTM E580/E580M - Standard Practice for Installation of Ceiling Suspension Systems for Acoustical Tile and Lay-in Panels in Areas Subject to Earthquake Ground Motions; 2022.

E. ASTM E1264 - Standard Classification for Acoustical Ceiling Products; 2023.

1.3 ADMINISTRATIVE REQUIREMENTS

A. Sequence work to ensure acoustical ceilings are not installed until building is enclosed, sufficient heat is provided, dust generating activities have terminated, and overhead work is completed, tested, and approved.

B. Do not install acoustical units until after interior wet work is dry.

1.4 SUBMITTALS

A. See Section 013000 - Administrative Requirements for submittal procedures.

B. Product Data: Provide data on suspension system components and acoustical units.

C. Samples: Submit two samples 4 by 4 inch in size illustrating material and finish of acoustical units.

D. Maintenance Materials: Furnish the following for Owner's use in maintenance of project.
   1. See Section 016000 - Product Requirements, for additional provisions.
   2. Extra Acoustical Units: Quantity equal to 4 percent of total installed.

1.5 FIELD CONDITIONS

A. Maintain uniform temperature of minimum 60 degrees F, and maximum humidity of 40 percent prior to, during, and after acoustical unit installation.

PART 2 PRODUCTS

2.1 MANUFACTURERS

A. Acoustic Tiles/Panels:
   1. Armstrong World Industries, Inc: www.armstrong.com/#sle.
   2. CertainTeed Corporation: www.certainteed.com/#sle.
   3. Rockfon, LLC; www.rockfon.com/#sle.
   4. USG: www.usg.com/#sle.
   5. Substitutions: See Section 016000 - Product Requirements.

B. Suspension Systems:
   1. Same as for acoustical units.

2.2 ACOUSTICAL UNITS

A. Acoustical Units - General: ASTM E1264, Class A.

B. Acoustical Panels, Type APC2: Mineral fiber with scrubbable finish, with the following characteristics:
   1. Classification: ASTM E1264 Type IX.
      a. Form: 2, water felted.
      b. Pattern: "G" - smooth.
   2. Panel Edge: Square.
   3. Color: White.
   4. Suspension System: Exposed grid.

C. Acoustical Panels, Type APC1: Glass fiber with membrane-faced overlay, with the following characteristics:
   1. Classification: ASTM E1264 Type XII.
      a. Form: 2, cloth.
      b. Pattern: "E" - lightly textured.
   2. Size: 4 by 48 inches.
   3. Thickness: 3/4 inch.
   4. Panel Edge: Square.
   5. Color: White.
   6. Suspension System: Exposed.
   7. Basis of Design Product: As indicated on Drawings.

2.3 SUSPENSION SYSTEM(S)

A. Metal Suspension Systems - General: Complying with ASTM C635/C635M; die cut and interlocking components, with perimeter moldings, hold down clips, stabilizer bars, clips, and splices as required.
   1. Materials:
      a. Steel Grid: ASTM A653/A653M, G30 coating, unless otherwise indicated.

B. Exposed Suspension System: Hot-dipped galvanized steel grid and cap.
   1. Structural Classification: Intermediate-duty, when tested in accordance with ASTM C635/C635M.
   2. Profile: Tee; 15/16 inch face width.
   3. Finish: Baked enamel.

2.4 ACCESSORIES

A. Support Channels and Hangers: Galvanized steel; size and type to suit application, seismic requirements, and ceiling system flatness requirement specified.

B. Hanger Wire: 12 gauge, 0.08 inch galvanized steel wire.

C. Hold-Down Clips: Manufacturer's standard clips to suit application.

D. Perimeter Moldings: Same metal and finish as grid.
   1. Size: As required for installation conditions.
   2. Angle Molding: L-shaped, for mounting at same elevation as face of grid.
   3. Gaskets For Perimeter Moldings: Closed-cell foam, factory-applied to molding.

E. Metal Edge Trim for Suspension Systems: Steel or extruded aluminum; provide attachment clips, splice plates, and preformed corner pieces for complete trim system where indicated on drawings.
   1. Trim Height: 6 inch.
   2. Finish: Baked enamel.
   3. Color: White.

F. Touch-up Paint: Type and color to match acoustical and grid units.

PART 3 EXECUTION

3.1 EXAMINATION

A. Verify existing conditions before starting work.

B. Verify that layout of hangers will not interfere with other work.

3.2 PREPARATION

A. Install after major above-ceiling work is complete.

B. Coordinate the location of hangers with other work.

3.3 INSTALLATION - SUSPENSION SYSTEM

A. Install suspension system in accordance with ASTM C636/C636M, ASTM E580/E580M, and manufacturer's instructions and as supplemented in this section.

B. Rigidly secure system, including integral mechanical and electrical components, for maximum deflection of 1:360.

C. Locate system on room axis according to reflected plan.

D. Perimeter Molding: Install at intersection of ceiling and vertical surfaces and at junctions with other interruptions.
   1. Use longest practical lengths.
   2. Overlap corners.

E. Suspension System, Non-Seismic: Hang suspension system independent of walls, columns, ducts, pipes and conduit. Where carrying members are spliced, avoid visible displacement of face plane of adjacent members.

F. Where ducts or other equipment prevent the regular spacing of hangers, reinforce the nearest affected hangers and related carrying channels to span the extra distance.

G. Do not support components on main runners or cross runners if weight causes total dead load to exceed deflection capability.

H. Support fixture loads using supplementary hangers located within 6 inches of each corner, or support components independently.

I. Do not eccentrically load system or induce rotation of runners.

J. Form expansion joints per manufacturer's standard details. Form to accommodate plus or minus 1 inch movement. Maintain visual closure.

3.4 INSTALLATION - ACOUSTICAL UNITS

A. Install acoustical units in accordance with manufacturer's instructions.

B. Fit acoustical units in place, free from damaged edges or other defects detrimental to appearance and function.

C. Fit border trim neatly against abutting surfaces.

D. Install acoustical units level, in uniform plane, and free from twist, warp, and dents.

E. Cutting Acoustical Units:
   1. Cut to fit irregular grid and perimeter edge trim.
   2. Make field cut edges of same profile as factory edges.
   3. Double cut and field paint exposed reveal edges.

F. Where round obstructions occur, provide preformed closures to match perimeter molding.

G. Install hold-down clips on panels within 20 ft of an exterior door.

3.5 TOLERANCES

A. Maximum Variation from Flat and Level Surface: 1/8 inch in 10 feet.

B. Maximum Variation from Plumb of Grid Members Caused by Eccentric Loads: 2 degrees.

END OF SECTION

SECTION 099123 - INTERIOR PAINTING

PART 1 GENERAL

1.1 SECTION INCLUDES

A. Surface preparation.

B. Field application of paints.

C. Materials for backpriming woodwork.

D. Scope: Finish interior surfaces exposed to view, unless fully factory-finished and unless otherwise indicated.

1. Both sides and edges of plywood backboards for electrical and telecom equipment before installing equipment.

2. Prime surfaces to receive wall coverings.

3. Mechanical and Electrical:

a. In finished areas, paint insulated and exposed pipes, conduit, boxes, insulated and exposed ducts, hangers, brackets, collars and supports, mechanical equipment, and electrical equipment, unless otherwise indicated.

b. In finished areas, paint shop-primed items.

c. Paint interior surfaces of air ducts that are visible through grilles and louvers with one coat of flat black paint to visible surfaces.

E. Do Not Paint or Finish the Following Items:

1. Items factory-finished unless otherwise indicated; materials and products having factory-applied primers are not considered factory finished.

2. Items indicated to receive other finishes.

3. Items indicated to remain unfinished.

4. Fire rating labels, equipment serial number and capacity labels, bar code labels, and operating parts of equipment.

5. Stainless steel, anodized aluminum, bronze, terne-coated stainless steel, and lead items.

6. Marble, granite, slate, and other natural stones.

7. Floors, unless specifically indicated.

8. Ceramic and other tiles.

9. Brick, architectural concrete, cast stone, integrally colored plaster, and stucco.

10. Glass.

11. Acoustical materials, unless specifically indicated.

12. Concealed pipes, ducts, and conduits.

1.2 RELATED REQUIREMENTS

A. Section {\id\#203} - {\t\#203}: Shop-primed items.

B. Section {\id\#4044} - {\t\#4044}.

1.3 DEFINITIONS

A. Comply with ASTM D16 for interpretation of terms used in this section.

1.4 REFERENCE STANDARDS

A. 40 CFR 59, Subpart D - National Volatile Organic Compound Emission Standards for Architectural Coatings; U.S. Environmental Protection Agency; Current Edition.

B. ASTM D16 - Standard Terminology for Paint, Related Coatings, Materials, and Applications; 2024.

C. ASTM D4258 - Standard Practice for Surface Cleaning Concrete for Coating; 2023.

D. MPI (APSM) - Master Painters Institute Architectural Painting Specification Manual; Current Edition.

E. SCAQMD 1113 - Architectural Coatings; 1977, with Amendment (2016).

F. SSPC-SP 1 - Solvent Cleaning; 2015, with Editorial Revision (2016).

G. SSPC-SP 2 - Hand Tool Cleaning; 1982 (Ed. 2004).

H. SSPC-SP 6 - Commercial Blast Cleaning; 2007.

I. SSPC-SP 13 - Surface Preparation of Concrete; 2018.

1.5 SUBMITTALS

A. See Section 013000 - Administrative Requirements, for submittal procedures.

B. Product Data: Provide complete list of products to be used, with the following information for each:

1. Manufacturer's name, product name and/or catalog number, and general product category (e.g., "alkyd enamel").

2. MPI product number (e.g., MPI #47).

3. Cross-reference to specified paint system(s) product is to be used in; include description of each system.

C. Samples: Submit three paper "draw down" samples, 8-1/2 by 11 inches in size, illustrating range of colors available for each finishing product specified.

1. Where sheen is specified, submit samples in only that sheen.

2. Where sheen is not specified, discuss sheen options with Architect before preparing samples, to eliminate sheens not required.

3. Allow 30 days for approval process, after receipt of complete samples by Architect.

4. Paint color submittals will not be considered until color submittals for major materials not to be painted, such as factory finished metals, wood cabinets, and wood doors, have been approved.

D. Certification: By manufacturer that paints and finishes comply with VOC limits specified.

E. Manufacturer's Instructions: Indicate special surface preparation procedures.

F. Maintenance Data: Submit data including finish schedule showing where each product/color/finish was used, product technical data sheets, material safety data sheets (MSDS), care and cleaning instructions, touch-up procedures, repair of painted and finished surfaces, and color samples of each color and finish used.

G. Maintenance Materials: Furnish the following for Owner's use in maintenance of project.

1. Extra Paint and Finish Materials: 1 gallon of each color; from the same product run, store where directed.

2. Label each container with color in addition to the manufacturer's label.

1.6 QUALITY ASSURANCE

A. Manufacturer Qualifications: Company specializing in manufacturing the products specified, with minimum five years documented experience.

B. Applicator Qualifications: Company specializing in performing the type of work specified with minimum five years experience.

1.7 DELIVERY, STORAGE, AND HANDLING

A. Deliver products to site in sealed and labeled containers; inspect to verify acceptability.

B. Container Label: Include manufacturer's name, type of paint, brand name, lot number, brand code, coverage, surface preparation, drying time, cleanup requirements, color designation, and instructions for mixing and reducing.

C. Paint Materials: Store at minimum ambient temperature of 45 degrees F and a maximum of 90 degrees F, in ventilated area, and as required by manufacturer's instructions.

1.8 FIELD CONDITIONS

A. Do not apply materials when surface and ambient temperatures are outside the temperature ranges required by the paint product manufacturer.

B. Follow manufacturer's recommended procedures for producing best results, including testing of substrates, moisture in substrates, and humidity and temperature limitations.

C. Do not apply materials when relative humidity exceeds 85 percent, at temperatures less than 5 degrees F above the dew point, or to damp or wet surfaces.

D. Minimum Application Temperatures for Paints: 50 degrees F for interiors unless required otherwise by manufacturer's instructions.

E. Provide lighting level of 80 ft candles measured mid-height at substrate surface.

PART 2 PRODUCTS

2.1 MANUFACTURERS

A. Provide paints and finishes used in any individual system from the same manufacturer; no exceptions.

B. Paints:

1. PPG Paints: www.ppgpaints.com/#sle.

2. Sherwin-Williams Company: www.sherwin-williams.com/#sle.

3. Benjamin Moore: www.benjaminmoore.com.

C. Primer Sealers: Same manufacturer as top coats.

2.2 PAINTS AND FINISHES - GENERAL

A. Paints and Finishes: Ready-mixed, unless intended to be a field-catalyzed paint.

1. Provide paints and finishes of a soft paste consistency, capable of being readily and uniformly dispersed to a homogeneous coating, with good flow and brushing properties, and capable of drying or curing free of streaks or sags.

2. Provide materials that are compatible with one another and the substrates indicated under conditions of service and application, as demonstrated by manufacturer based on testing and field experience.

3. For opaque finishes, tint each coat including primer coat and intermediate coats, one-half shade lighter than succeeding coat, with final finish coat as base color.

4. Supply each paint material in quantity required to complete entire project's work from a single production run.

5. Do not reduce, thin, or dilute paint or finishes or add materials unless such procedure is specifically described in manufacturer's product instructions.

B. Volatile Organic Compound (VOC) Content:

1. Provide paints and finishes that comply with the most stringent requirements specified in the following:

a. 40 CFR 59, Subpart D--National Volatile Organic Compound Emission Standards for Architectural Coatings.

b. SCAQMD 1113 Rule.

2. Determination of VOC Content: Testing and calculation in accordance with 40 CFR 59, Subpart D (EPA Method 24), exclusive of colorants added to a tint base and water added at project site; or other method acceptable to authorities having jurisdiction.

C. Flammability: Comply with applicable code for surface burning characteristics.

D. Sheens: Provide the sheens specified; where sheen is not specified, sheen will be selected later by Architect from the manufacturer's full line.

E. Colors: As indicated on drawings.

1. Extend colors to surface edges; colors may change at any edge as directed by Architect.

2. In finished areas, finish pipes, ducts, conduit, and equipment the same color as the wall/ceiling under which they are mounted.

2.3 PAINT SYSTEMS - INTERIOR

A. LATEX PAINTS

1. Paint I-OP-3L - Interior Latex Enamel.

   a. Products:

      1) PPG Paints Speedhide Zero Interior Latex, 6-4110XI Series, Flat. (MPI #53)

      2) PPG Paints Speedhide Zero Interior Latex, 6-4310XI Series, Eggshell. (MPI #44)

      3) PPG Paints Speedhide Zero Interior Latex, 6-4410XI Series, Satin. (MPI #52)

      4) PPG Paints Speedhide Zero Interior Latex, 6-4510XI Series, Semi-Gloss. (MPI #54)

      5) Sherwin-Williams ProMar 200 Zero VOC Interior Latex, Flat. (MPI #53)

      6) Sherwin-Williams ProMar 200 Zero VOC Interior Latex, Semi-Gloss. (MPI #43)

      7) Sherwin-Williams ProMar 200 Zero VOC Interior Latex, Low Sheen. (MPI #44)

      8) Sherwin-Williams ProMar 200 Zero VOC Interior Latex, Eg-Shel. (MPI #52)

      9) Benjamin Moore Ultra Spec 500 Flat N536. (MPI #53)

      10) Benjamin Moore Ultra Spec 500 Low Sheen N537. (MPI #44)

      11) Benjamin Moore Ultra Spec 500 Eggshell N538. (MPI #52)

      12) Benjamin Moore Ultra Spec 500 Semi-Gloss N539. (MPI #43)

B. WATERBASED EPOXY PAINTS

1. Paint I-OP-3EW - Waterbased Epoxy.

   a. Products:

      1) PPG Paints Pitt-Glaze WB1 Pre-Catalyzed Water-Borne Acrylic Epoxy, 16-310 Series, Eggshell. (MPI #151)

      2) PPG Paints Pitt-Glaze WB1 Pre-Catalyzed Water-Borne Acrylic Epoxy, 16-510 Series, Semi-Gloss. (MPI #153)

      3) Sherwin-Williams Pro Industrial Pre-Catalyzed Waterbased Epoxy, Eg-Shel. (MPI #151)

4) Sherwin-Williams Pro Industrial Pre-Catalyzed Waterbased Epoxy, Semi-Gloss. (MPI #153)

5) Benjamin Moore Corotech Pre-Catalyzed Waterborne Epoxy, V342, Eggshell. (MPI #151)

6) Benjamin Moore Corotech Pre-Catalyzed Waterborne Epoxy, V341, Semi-Gloss. (MPI #153)

C. ACRYLIC PAINTS

1. Paint MI-OP-3LA - Acrylic Enamel.

a. Products:

1) PPG Paints Pitt-Tech Plus WB DTM Industrial Enamel, 90-1210 Series, Semi-Gloss. (MPI #153)

2) Sherwin-Williams Pro Industrial DTM Acrylic, B66 Series, Semi-Gloss (MPI #153)

3) Benjamin Moore Super Spec HP DTM Acrylic, Semi-Gloss. (MPI #153)

2. Paint MsI-OP-3D - Acrylic Dry Fall.

a. Products:

1) PPG Paints Speedhide Super Tech Water Based Interior Dry-Fog Latex, 6-724XI, Eggshell. (MPI #155)

2) Sherwin-Williams Waterborne Acrylic Dryfall, Flat. (MPI #118).

3) Benjamin Moore Latex Dry Fall, Flat. (MPI #118)

2.4 PRIMERS

A. Primers: Provide the following unless other primer is required or recommended by manufacturer of top coats.

1. Alkali Resistant Water Based Primer.

a. Products:

1) PPG Paints Perma-Crete Interior/Exterior Alkali Resistant Primer, 4-603XI. (MPI #3)

2) Sherwin-Williams Loxon Concrete and Masonry Primer Sealer, LX02W50. (MPI #3)

3) Benjamin Moore High Build Acrylic Masonry Primer, 068.

2. Interior/Exterior Latex Block Filler.

a. Products:

1) Kilz Pro-X p50 Block Filler Primer.

2) PPG Paints Speedhide Masonry Hi Fill Latex Block Filler, 6-15XI .

3) Sherwin-Williams PrepRite Block Filler.

3. Interior Drywall Primer Sealer.

a. Products:

1) PPG Paints Speedhide Zero Interior Latex Sealer, 6-4900XI.

2) Sherwin-Williams ProMar 200 Zero VOC Interior Latex Primer, B28 Series.

3) Benjamin Moore Ultra Spec 500 Primer 534.

4. Interior Rust-Inhibitive Water Based Primer.

a. Products:

1) PPG Paints Pitt-Tech Plus Interior/Exterior DTM Waterborne Acrylic Primer/Finish, 4020 PF Series.

2) Sherwin-Williams Pro-Cryl Universal Waterbased Primer.

3) Benjamin Moore Ultra Spec HP Acrylic Metal Primer, HP04.

5. Interior Water Based Primer for Galvanized Metal.

a. Products:

1) PPG Paints Pitt-Tech Plus Interior/Exterior DTM Waterborne Acrylic Primer/Finish, 4020 PF Series. (MPI #134)

2) Sherwin-Williams Pro-Cryl Universal Waterbased Primer.

3) Benjamin Moore Ultra Spec HP Acrylic Metal Primer, HP04.

6. Latex Primer for Interior Wood.

a. Products:

1) PPG Paints Seal Grip Interior/Exterior Acrylic Universal Primer/Sealer, 17-921XI Series. (MPI #39)

2) Sherwin Williams Premium Wall & Wood Primer B28W8111.

3) Benjamin Moore Fresh Start Multi-Purpose Primer, N023.

2.5 ACCESSORY MATERIALS

A. Accessory Materials: Provide primers, sealers, cleaning agents, cleaning cloths, sanding materials, and clean-up materials as required for final completion of painted surfaces.

B. Patching Material: Latex filler.

C. Fastener Head Cover Material: Latex filler.

PART 3 EXECUTION

3.1 EXAMINATION

A. Do not begin application of paints and finishes until substrates have been adequately prepared.

B. Verify that surfaces are ready to receive work as instructed by the product manufacturer.

C. Examine surfaces scheduled to be finished prior to commencement of work. Report any condition that may potentially affect proper application.

D. If substrate preparation is the responsibility of another installer, notify Architect of unsatisfactory preparation before proceeding.

E. Test shop-applied primer for compatibility with subsequent cover materials.

F. Measure moisture content of surfaces using an electronic moisture meter. Do not apply finishes unless moisture content of surfaces is below the following maximums:

1. Gypsum Wallboard: 12 percent.

2. Masonry, Concrete, and Concrete Masonry Units: 12 percent.

3.2 PREPARATION

A. Clean surfaces thoroughly and correct defects prior to application.

B. Prepare surfaces using the methods recommended by the manufacturer for achieving the best result for the substrate under the project conditions.

C. Remove or repair existing paints or finishes that exhibit surface defects.

D. Remove surface appurtenances, including electrical plates, hardware, light fixture trim, escutcheons, and fittings, prior to preparing surfaces or finishing.

E. Seal surfaces that might cause bleed through or staining of topcoat.

F. Concrete:

1. Remove release agents, curing compounds, efflorescence, and chalk. Do not coat surfaces if moisture content or alkalinity of surfaces to be coated exceeds that permitted in manufacturer's written instructions.

2. Clean surfaces with pressurized water. Use pressure range of 1,500 to 4,000 psi at 6 to 12 inches. Allow to dry.

3. Clean concrete according to ASTM D4258. Allow to dry.

4. Prepare surface as recommended by top coat manufacturer and according to SSPC-SP 13.

G. Masonry:

1. Remove efflorescence and chalk. Do not coat surfaces if moisture content, alkalinity of surfaces, or if alkalinity of mortar joints exceed that permitted in manufacturer's written instructions. Allow to dry.

2. Prepare surface as recommended by top coat manufacturer.

3. Clean surfaces with pressurized water. Use pressure range of 600 to 1,500 psi at 6 to 12 inches. Allow to dry.

H. Gypsum Board: Fill minor defects with filler compound. Spot prime defects after repair.

I. Aluminum: Remove surface contamination and oils and wash with solvent according to SSPC-SP 1.

J. Galvanized Surfaces:

1. Remove surface contamination and oils and wash with solvent according to SSPC-SP 1.

2. Prepare surface according to SSPC-SP 2.

K. Ferrous Metal:

1. Solvent clean according to SSPC-SP 1.

2. Shop-Primed Surfaces: Sand and scrape to remove loose primer and rust. Feather edges to make touch-up patches inconspicuous. Clean surfaces with solvent. Prime bare steel surfaces. Re-prime entire shop-primed item.

3. Remove rust, loose mill scale, and other foreign substances using using methods recommended in writing by paint manufacturer and blast cleaning according to SSPC-SP 6 "Commercial Blast Cleaning". Protect from corrosion until coated.

L. Metal Doors to be Painted: Prime metal door top and bottom edge surfaces.

3.3 APPLICATION

A. Remove unfinished louvers, grilles, covers, and access panels on mechanical and electrical components and paint separately.

B. Apply products in accordance with manufacturer's written instructions and recommendations in "MPI Architectural Painting Specification Manual".

C. Where adjacent sealant is to be painted, do not apply finish coats until sealant is applied.

D. Do not apply finishes to surfaces that are not dry. Allow applied coats to dry before next coat is applied.

E. Apply each coat to uniform appearance in thicknesses specified by manufacturer.

F. Dark Colors and Deep Clear Colors: Regardless of number of coats specified, apply as many coats as necessary for complete hide.

G. Sand metal surfaces lightly between coats to achieve required finish.

H. Vacuum clean surfaces of loose particles. Use tack cloth to remove dust and particles just prior to applying next coat.

I. Reinstall electrical cover plates, hardware, light fixture trim, escutcheons, and fittings removed prior to finishing.

3.4 CLEANING

A. Collect waste material that could constitute a fire hazard, place in closed metal containers, and remove daily from site.

B. Cleanup: At the end of each workday, remove empty cans, rags, rubbish, and other discarded paint materials from Project site.

1. After completing painting, clean glass and paint-spattered surfaces. Remove spattered paint by washing and scraping without scratching or damaging adjacent finished surfaces.

3.5 PROTECTION

A. Protect finishes until completion of project.

B. Touch-up damaged finishes after Substantial Completion.

3.6 SCHEDULE - PAINT SYSTEMS

A. Paint I-OP-3L - Concrete Non-traffic Surfaces, Latex Enamel (Eggshell):

1. Prime Coat: Alkali Resistant Water Based Primer, 3.0 mils DFT.
2. Intermediate Coat: Latex Enamel, 1.7 mils DFT.
3. Topcoats: Latex Enamel, 1.7 mils DFT.

B. Paint I-OP-3WE - CMU Substrates, Waterbased Epoxy (Semi-gloss):

1. Block Filler: Masonry Epoxy Block Filler 10 mils DFT.
2. Intermediate Coat: Waterbased Epoxy, 2.5-3.0 mils DFT.
3. Topcoats: Waterbased Epoxy, 2.5-3.0 mils DFT.

C. Paint MI-OP-3LA - Steel Substrates, Acrylic Enamel (Semi-gloss):

1. Prime Coat: Rust-Inhibitive Water Based Primer, 3.0 mils DFT.
2. Intermediate Coat: Acrylic Enamel, 1.4 mils DFT.
3. Topcoats: Acrylic Enamel, 1.4 mils DFT.

D. Paint MsI-OP-3D - Steel Substrates, Acrylic Dry-Fall (Exposed Overhead Steel - Flat):

1. Prime Coat: Rust-Inhibitive Water Based Primer, 3.0 mils DFT.
2. Intermediate Coat: Interior Acrylic Dry-Fall, 3.0-4.5 mils DFT.
3. Topcoats: Interior Acrylic Dry-Fall, 3.0-4.5 mils DFT.

E. Paint I-OP-3L - Gypsum Board Substrates, Latex Enamel (Ceilings - Flat; Walls Except Where Epoxy is Scheduled - Eggshell, Unless Otherwise Noted):

1. Prime Coat: Interior Latex Primer Sealer, 1.4 mils DFT.
2. Intermediate Coat: Latex Enamel, 1.6 mils DFT.
3. Topcoats: Latex Enamel, 1.6 mils DFT.

F. Paint I-OP-3EW - Gypsum Board Substrates, Waterbased Epoxy (Where Scheduled - Eggshell):

1. Prime Coat: Interior Latex Primer Sealer, 1.4 mils DFT.
2. Intermediate Coat: Waterbased Epoxy, 1.6 mils DFT.

3. Topcoats: Waterbased Epoxy, 1.6 mils DFT.

END OF SECTION 099123

SECTION 101400 - SIGNAGE

PART 1 GENERAL

1.1 SECTION INCLUDES

A. Room and door signs.

B. Interior directional and informational signs.

C. Dimensional letter signs.

D. Vinyl wall graphics.

E. Signs required for Building Code compliance and building occupancy.

1.2 REFERENCE STANDARDS

A. 36 CFR 1191 - Americans with Disabilities Act (ADA) Accessibility Guidelines for Buildings and Facilities; Architectural Barriers Act (ABA) Accessibility Guidelines; current edition.

B. ADA Standards - 2010 ADA Standards for Accessible Design; 2010.

C. ICC A117.1 - Accessible and Usable Buildings and Facilities; 2017.

1.3 SUBMITTALS

A. See Section 013000 - Administrative Requirements, for submittal procedures.

B. Product Data: Manufacturer's printed product literature for each type of sign, indicating sign styles, font, foreground and background colors, locations, overall dimensions of each sign.

C. Signage Schedule: Provide information sufficient to completely define each sign for fabrication, including room number, room name, other text to be applied, sign and letter sizes, fonts, and colors.

1. When room numbers to appear on signs differ from those on Drawings, include the drawing room number on schedule.

2. When content of signs is indicated to be determined later, request such information from Owner through Architect at least 2 months prior to start of fabrication; upon request, submit preliminary schedule.

3. Submit for approval by Owner through Architect prior to fabrication.

D. Samples: Submit two samples of each type of sign, of size similar to that required for project, illustrating sign style, font, and method of attachment.

E. Selection Samples: Where colors are not specified, submit two sets of color selection charts or chips.

1.4 QUALITY ASSURANCE

A. Manufacturer Qualifications: Company specializing in manufacturing the products specified in this Section with minimum three years of documented experience.

1.5 DELIVERY, STORAGE, AND HANDLING

A. Package signs as required to prevent damage before installation.

B. Package room and door signs in sequential order of installation, labeled by floor or building.

C. Store tape adhesive at normal room temperature.

1.6 FIELD CONDITIONS

A. Do not install tape adhesive when ambient temperature is lower than recommended by manufacturer.

B. Maintain this minimum temperature during and after installation of signs.

PART 2 PRODUCTS

2.1 SIGNAGE APPLICATIONS

A. Accessibility Compliance: Signs are required to comply with ADA Standards and ICC A117.1 and applicable building codes, unless otherwise indicated; in the event of conflicting requirements, comply with the most comprehensive and specific requirements.

B. Room and Door Signs:

1. Sign Type: Flat signs with graphic symbols and panel media as specified.

2. Provide "tactile" signage, with letters raised minimum 1/32 inch and Grade II braille.

3. Character Height: 1 inch.

4. Rest Rooms: Identify with pictograms, the names "MEN" and "WOMEN", and braille.

5. Interior Rooms: Identify with room names and numbers to be determined later, not those shown on the Drawings, and braille.

C. Interior Directional and Informational Signs:

1. Sign Type: Flat signs with panel media as specified.

2. Tactile Exit Signs: Identify with either "EXIT" or "EMERGENCY EXIT" and braille.

   a. Locations: Adjacent to each door to an egress stairway, exit passageway, and exit discharge.

D. Code-Required Door and Room Signs: Provide all signs required by Authority Having Jurisdiction (AHJ) for building occupancy; determine requirements and report to Owner and Architect prior to making specified submittals. Include cost of these signs in Contract Sum.

2.2 FLAT SIGNS

A. Flat Signs: Signage media without frame.

1. Material: Plastic or acrylic having a non-glare finish.

2. Edges: Square.

3. Corners: Square.

4. Wall Mounting of One-Sided Signs: Tape adhesive.

5. Signs Mounted on Glass: Where signs are mounted on glass, provide blank back-panel of matching size and material to conceal mounting unless otherwise noted.

B. Color and Font: Unless otherwise indicated:

1. Character Font: Helvetica, Arial, or other sans serif font.

2. Character Case: Upper case only.

3. Background Color: As selected by Architect from manufacturer's standard range.

4. Character Color: Contrasting color as selected.

2.3 DIMENSIONAL LETTERS

A. Metal Letters:

1. Metal: Aluminum sheet, flat.

2. Metal Thickness: 1/8 inch minimum.

3. Letter Height: As indicated on drawings.

4. Finish: Brushed, satin.

5. Mounting: Concealed fasteners or pins; 1 inch standoff mount.

2.4 CEILING HUNG VINYL LETTERS

A. Printed vinyl letters, individually suspended from ceiling by aircraft cable, having hemmed edges for metal tube or pole frame on all four sides.

1. Vinyl: Minimum 15 oz.

2. Colors: As selected by Architect.

2.5 VINYL WALL GRAPHICS

A. Premium grade, 0.003 inch (3 mil) minimum thickness machine cut graphics, having pressure sensitive adhesive backing.

2.6 ACCESSORIES

A. Mounting Devices: Except as specified for each sign type, provide mounting devices specifically recommended by manufacturer for indicated application; concealed upon finished installation.

B. Tape Adhesive: Double sided tape, permanent adhesive.

PART 3 EXECUTION

3.1 EXAMINATION

A. Verify that substrate surfaces are ready to receive work.

3.2 INSTALLATION

A. Install in accordance with manufacturer's instructions.

B. Install neatly, with horizontal edges level.

C. Locate signs and mount at heights indicated on drawings and in accordance with ADA Standards and ICC A117.1.

D. Locate signs where indicated:

1. Emergency Evacuation Maps: Locate centered between elevator doors, or where indicated on Drawings.

2. If no location is indicated obtain Architect's instructions.

E. Protect from damage until Date of Substantial Completion; repair or replace damaged items.

END OF SECTION 101400

SECTION 123600 - COUNTERTOPS

PART 1 GENERAL

1.1 SECTION INCLUDES

A. Countertops for architectural cabinet work.

B. Wall-hung counters and vanity tops.

1.2 RELATED REQUIREMENTS

A. Section {\id\#244} - {\t\#244}.

1.3 REFERENCE STANDARDS

A. ASTM E84 - Standard Test Method for Surface Burning Characteristics of Building Materials; 2023d.

B. AWI (QCP) - Quality Certification Program; Current Edition.

C. AWI/AWMAC/WI (AWS) - Architectural Woodwork Standards, 2nd Edition; 2014, with Errata (2016).

D. ISFA 2-01 - Classification and Standards for Solid Surfacing Material; 2013.

E. NEMA LD 3 - High-Pressure Decorative Laminates; 2005.

F. PS 1 - Structural Plywood; 2023.

1.4 ADMINISTRATIVE REQUIREMENTS

A. Coordination:

1. Coordinate sizing and configuration of countertops with associated casework and adjacent construction.

2. Coordinate sizing and locations of cutouts for plumbing fixtures with base cabinet configurations for proper alignments as indicated on Drawings.

1.5 SUBMITTALS

A. See Section 013000 - Administrative Requirements, for submittal procedures.

B. Product Data: Manufacturer's data sheets on each product to be used, including:

1. Preparation instructions and recommendations.

2. Storage and handling requirements and recommendations.

3. Specimen warranty.

C. Shop Drawings: Complete details of materials and installation; combine with shop drawings of cabinets and casework specified in other Sections.

1. Indicate plans, sections, dimensions, seam locations, component sizes, edge details, thermosetting requirements, fabrication details, attachment provisions, sizes of furring, blocking, including concealed blocking and coordination requirements with adjacent work. Show locations and sizes of cutouts and holes for plumbing fixtures, faucets, soap dispensers, waste receptacles and other items installed in countertops.

D. Verification Samples: For each finish product specified, minimum size 6 inches square, representing actual product, color, and patterns.

E. Test Reports: Chemical resistance testing, showing compliance with specified requirements.

F. Installation Instructions: Manufacturer's installation instructions and recommendations.

G. Maintenance Data: Manufacturer's instructions and recommendations for maintenance and repair of countertop surfaces.

1.6 QUALITY ASSURANCE

A. Fabricator Qualifications: Shop that employs skilled workers who custom-fabricate countertops similar to that required for this Project, and whose products have a record of successful in-service performance.

B. Installer Qualifications: Company specializing in performing work of the type specified in this Section, with not less than three years of documented experience.

C. Quality Certification:

1. Comply with AWI (QCP) woodwork association quality certification service/program in accordance with requirements for work specified in this section: www.awiqcp.org/#sle.

1.7 DELIVERY, STORAGE, AND HANDLING

A. Comply with requirements of Section 06 41 00.

B. Store products in manufacturer's unopened packaging until ready for installation.

C. Store and dispose of solvent-based materials, and materials used with solvent-based materials, in accordance with requirements of local authorities having jurisdiction.

1.8 FIELD CONDITIONS

A. Comply with requirements of Section 06 41 00.

B. Maintain environmental conditions (temperature, humidity, and ventilation) within limits recommended by manufacturer for optimum results. Do not install products under environmental conditions outside manufacturer's absolute limits.

1.9 WARRANTY

A. Solid Surface Material Manufacturer Warranty: Provide manufacturer's standard warranty for solid surface material only for period of 10 years against defects and/or deficiencies in accordance with General Conditions of the Contract. Promptly correct any defects or deficiencies which become apparent within warranty period, to satisfaction of Architect and at no expense to Owner.

PART 2 PRODUCTS

2.1 COUNTERTOPS

A. Quality Standard: Custom Grade, in accordance with AWI/AWMAC/WI (AWS), unless noted otherwise.

B. Solid Surfacing Countertops: Solid surfacing sheet or plastic resin casting over continuous substrate.

1. Flat Sheet Thickness: 1/2 inch, minimum.

2. Solid Surfacing Sheet and Plastic Resin Castings: Complying with ISFA 2-01 and NEMA LD 3; acrylic resin, mineral filler, and pigments; homogenous, non-porous and capable of being worked and repaired using standard woodworking tools; no surface coating; color and pattern consistent throughout thickness.

   a. Surface Burning Characteristics: Flame spread index of 25, maximum; smoke developed index of 450, maximum; when tested in accordance with ASTM E84.

   b. Finish on Exposed Surfaces: Matte, gloss rating of 5 to 20.

   c. Color and Pattern: As scheduled on Drawings.

3. Other Components Thickness: 1/2 inch, minimum.

4. Exposed Edge Treatment: Built up to minimum 1-1/4 inch thick; square edge.

5. Back and End Splashes: Same sheet material, square top; minimum 4 inches high.

6. Skirts: As indicated on Drawings.

7. Fabricate in accordance with manufacturer's standard requirements.

2.2 MATERIALS

A. Plywood for Supporting Substrate: PS 1 Exterior Grade, A-C veneer grade, minimum 5-ply; minimum 3/4 inch thick; join lengths using metal splines.

B. Adhesives: Chemical resistant waterproof adhesive as recommended by manufacturer of materials being joined.

C. Countertop and Workstation Brackets:

1. Material: Steel or aluminum.

2. Load Capacity Per Bracket: 450 pounds.

3. Finish: Manufacturer's standard, factory-applied powder coat.

4. Color: Selected by Architect from manufacturer's standard range.

5. Products: See drawings for types and locations.

a. A&M Hardware, Inc ; Concealed Brackets: http://www.aandmhardware.com.

b. A&M Hardware, Inc ; Standard Brackets: http://www.aandmhardware.com/#sle.

c. Rangine Corporation; Rakks EH-Inside Wall Mount - Counter Support Brackets; www.rakks.com.

d. Rangine Corporation; Rakks EH-Surface Wall Mount - Counter Support Brackets; www.rakks.com.

e. Substitutions: See Section 016000 - Product Requirements.

D. Americans with Disabilities Act (ADA)-Compliant Vanity and Countertop Brackets:

1. Material: Steel or aluminum.

2. Finish: Manufacturer's standard, factory-applied powder coat.

3. Color: Selected by Architect from manufacturer's standard range.

4. Products:

a. A&M Hardware, Inc ; ADA Vanity Brackets: http://www.aandmhardware.com/#sle.

b. Rangine Corporation; Rakks ADA Vanity Brackets; www.rakks.com.

c. Substitutions: See Section 016000 - Product Requirements.

E. Joint Sealant: Mildew-resistant silicone sealant, clear.

2.3 FABRICATION

A. Fabricate tops and splashes in the largest sections practicable, with top surface of joints flush.

1. Join lengths of tops using best method recommended by manufacturer.

2. Fabricate to overhang fronts and ends of cabinets 1 inch except where top butts against cabinet or wall.

3. Prepare all cutouts accurately to size; replace tops having improperly dimensioned or unnecessary cutouts or fixture holes.

B. Provide back/end splash wherever counter edge abuts vertical surface unless otherwise indicated.

1. Secure to walls with contact surfaces set in waterproof adhesive.

2. Height: 4 inches, unless otherwise indicated.

C. Solid Surfacing: Fabricate tops and wall panels up to 144 inches long in one piece; join pieces with adhesive sealant in accordance with manufacturer's recommendations and instructions.

1. Arrange seams symmetrically or in orderly locations, minimum 12 inches from edges of sink and similar cutouts.

D. Cutouts and Holes:

1. Undercounter Fixtures: Make cutouts for undercounter fixtures in shop using template or pattern furnished by fixture manufacturer. Form cutouts to smooth, even curves.

2. Provide vertical edges, slightly eased at juncture of cutout edges with top and bottom surfaces of countertop and projecting 3/16 inch into fixture opening.

3. Counter-Mounted Fixtures: Prepare countertops in shop for field cutting openings for counter-mounted fixtures. Mark tops for cutouts and drill holes at corners of cutout locations. Make corner holes of largest radius practical.

4. Fittings: Drill countertops in shop for plumbing fittings, undercounter soap dispensers, and similar items.

E. Wall-Mounted Counters: Provide skirts, aprons, brackets, and braces as indicated on Drawings, finished to match.

PART 3 EXECUTION

3.1 EXAMINATION

A. Verify that blocking/backing has been installed prior to installation of countertop brackets and prefabricated vanities.

B. Do not begin installation until substrates have been properly prepared.

C. If substrate preparation is the responsibility of another installer, notify Architect of unsatisfactory preparation before proceeding.

D. Verify that wall surfaces have been finished and mechanical and electrical services and outlets are installed in proper locations.

E. Verify actual site dimensions and location of adjacent materials prior to commencing work.

F. Examine cabinets upon which counter tops are to be installed. Verify cabinets are level to within 1/8" in 10' - 0"

3.2 PREPARATION

A. Clean surfaces thoroughly prior to installation.

B. Prepare surfaces using the methods recommended by the manufacturer for achieving the best result for the substrate under the project conditions.

3.3 INSTALLATION

A. Securely attach countertops to cabinets using concealed fasteners. Make flat surfaces level; shim where required.

B. Attach wood countertops and wood substrates using screws with minimum penetration into substrate board of 5/8 inch.

C. Attach countertops using compatible adhesive.

D. Set countertops to comply with requirements indicated. Shim and adjust to locations indicated, with uniform joints of widths indicated and with edges and faces aligned according to established relationships and indicated tolerances. Install anchors and other attachments indicated or necessary to secure countertops in place.

E. Bond joints with countertop manufacturer's recommended adhesive and draw tight as countertops are set. Mask areas of countertops adjacent to joints to prevent adhesive smears.

F. Clamp units to temporary bracing, supports, or each other to ensure that countertops are properly aligned and joints are of specified width.

G. Seal joint between back/end splashes and vertical surfaces.

3.4 TOLERANCES

A. Variation From Horizontal: 1/8 inch in 10 feet, maximum.

B. Offset From Wall, Countertops: 1/8 inch maximum; 1/16 inch minimum.

C. Field Joints: 1/8 inch wide, maximum.

3.5 CLEANING

A. Clean countertops surfaces thoroughly.

3.6 PROTECTION

A. Protect installed products until completion of project.

B. Touch-up, repair or replace damaged products before Date of Substantial Completion.

END OF SECTION 123600